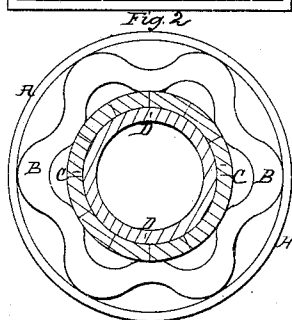
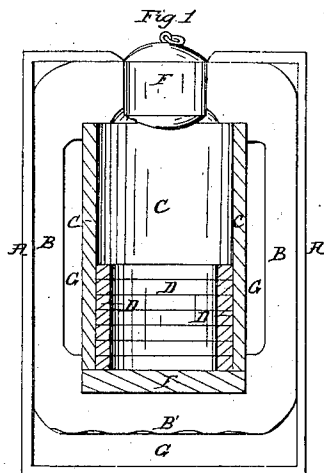
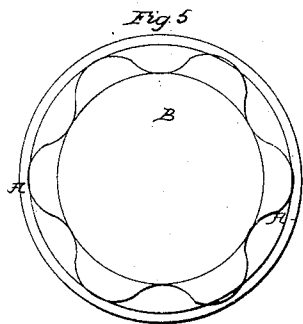
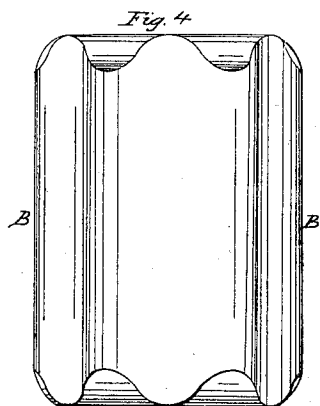
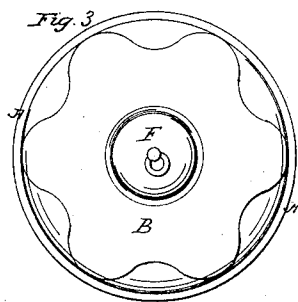


No. 80,936.

PATENTED AUG. 11, 1868.

D. FITZGERALD.
FIRE AND BURGLAR PROOF SAFE.



Witnesses:

E. H. Smith
H. E. P. Smith

Inventor:

Daniel Fitzgerald

63 = 37

United States Patent Office.

DANIEL FITZGERALD, OF NEW YORK, N. Y.

Letters Patent No. 80,936, dated August 11, 1868.

IMPROVEMENT IN FIRE AND BURGLAR-PROOF SAFES.

The Schedule referred to in these Letters Patent and making part of the same.

TO ALL WHOM IT MAY CONCERN:

Be it known that I, DANIEL FITZGERALD, of the city county, and State of New York, have invented an improvement in safes, termed an Improved Fire and Burglar-Proof Casket; and I do hereby declare that the following is a full, clear, and exact description thereof, reference being had to the accompanying drawing, which forms part of this specification.

The nature of my invention consists, in part, in the combination of several shells or cases, one within the other, and one or more of which are corrugated, for strength to withstand the blows of a sledge, or the like, and one or more of which are made in sections, transverse or longitudinal, and hardened, to resist the operation of a drill or drills. I also enclose therein an outer casing, and fill the remaining spaces with a suitable filling capable of repelling heat.

In the drawing annexed, the marks of reference correspond in all the figures.

Figure 1 is a longitudinal section of the whole.

Figure 2 is a transverse section of the same.

Figure 3 represents the end that is opened for access.

Figure 4 shows the exterior of the corrugated shell or case.

Figure 5 shows the solid end.

My improved fire and burglar-proof casket is, in general, composed, in part, of a metal case, B, of any desired contour, and corrugated, in order to present a number of arches on the exterior thereof. In the interior of the corrugated case B are fitted a number of longitudinal sections, so as to form a complete secured inner case or cylinder, C, and within the case C, I insert a number of transverse sections, so as to form a complete third case or cylinder, D. I encase the whole in an outer case or cylinder, A.

All of the aforesaid sections are made of hardened steel or metallic substance.

To render the casket capable of resisting the action of fire, the spaces formed within and without the arches of the corrugated case B are filled with any usual propelling-material, such as calcined gypsum.

The concave arches or depressions of the cylinder B are supported against pressure or the force of a blow thereon, (as of a sledge,) or otherwise, by the two inner cylinders, C D, while the convex arches also resist such pressure or blows, by reason of their form.

The use of interior cylinders inserted in sections enables me to employ a harder substance therefor than could conveniently otherwise be made.

The case or cylinder B is solid at one end, and at the other has a circular opening closed by a cylindrical plug or stopper, E. The solid end is formed of or has corrugations formed upon it, as seen in fig. 5, and for security against entering the safe by drills.

I insert at the solid end, in the interior, a hardened metallic head, F. This I usually divide in two sections, in order to enter it easily through the opening of access when the same is made, preferably smaller than the inner diameter of the case B. This hardened head should be nearly as thick as the two cylinders C and D. To facilitate the entrance of the transverse sections of the third inner case or cylinder D, these may also be divided diametrically. Other variations may be made, which will occur to the skilled artisan in constructing this sort of safe, and upon the principles above set forth.

What I claim as my invention, and desire to secure by Letters Patent, is—

1. In the construction of safes for security, the employment of the corrugated case or cylinder.
2. In combination therewith, the outer cylinder or case, as described.
3. The inner cylinder or case in longitudinal sections, in combination with a case or cylinder to surround the same and hold it in place.
4. The inner cylinder or case in transverse sections, in combination with a suitable surrounding cylinder or case to hold said sections in place.
5. The inserted metallic head, substantially as described.
6. In combination with the corrugated case or cylinder, and the outer casing thereto or the inner case, the filling in of the space formed under the arches of said corrugations and other interstices, with a fire-proofing material, substantially as set forth.

DANIEL FITZGERALD.

Witnesses:

E. H. SMITH,

M. E. R. SMITH.