



US00D714985S

(12) **United States Design Patent**  
**Moon et al.**

(10) **Patent No.:** **US D714,985 S**

(45) **Date of Patent:** **\*\* Oct. 7, 2014**

(54) **REAR COMBINATION LAMP FOR AUTOMOBILES**

(71) Applicant: **Hyundai Motor Company**, Seoul (KR)

(72) Inventors: **Ju-Whan Moon**, Seoul (KR); **Sung-No Kim**, Gyeonggi-do (KR)

(73) Assignee: **Hyundai Motor Company**, Seoul (KR)

(\*\*) Term: **14 Years**

(21) Appl. No.: **29/463,072**

(22) Filed: **Jul. 15, 2013**

(30) **Foreign Application Priority Data**

Jun. 10, 2013 (KR) ..... 30-2013-0029946

(51) **LOC (10) Cl.** ..... **26-06**

(52) **U.S. Cl.**  
USPC ..... **D26/28**

(58) **Field of Classification Search**  
USPC ..... D26/28-36; 362/459-468, 475-478,  
362/485-487  
See application file for complete search history.

(56) **References Cited**

**U.S. PATENT DOCUMENTS**

D550,380 S \* 9/2007 Lin ..... D26/28  
D552,769 S \* 10/2007 Leclercq ..... D26/28

D565,211 S \* 3/2008 Haller et al. .... D26/28  
D602,616 S \* 10/2009 Okamura et al. .... D26/28  
D605,793 S \* 12/2009 Weil ..... D26/28  
D642,304 S \* 7/2011 Huet ..... D26/28

\* cited by examiner

*Primary Examiner* — Marcus Jackson

(74) *Attorney, Agent, or Firm* — Edwards Wildman Palmer LLP; Kongsik Kim

(57) **CLAIM**

The ornamental design for a rear combination lamp for automobiles, as shown and described.

**DESCRIPTION**

FIG. 1 is a perspective view of a rear combination lamp for automobiles according to the present invention.

FIG. 2 is a front view of the rear combination lamp for automobiles of FIG. 1.

FIG. 3 is a rear view of the rear combination lamp for automobiles of FIG. 1.

FIG. 4 is a left side view of the rear combination lamp for automobiles of FIG. 1.

FIG. 5 is a right side view of the rear combination lamp for automobiles of FIG. 1.

FIG. 6 is a top view of the rear combination lamp for automobiles of FIG. 1; and,

FIG. 7 is a bottom view of the rear combination lamp for automobiles of FIG. 1.

**1 Claim, 7 Drawing Sheets**



FIG. 1



FIG. 2




FIG. 3




FIG. 4




FIG. 5



FIG. 6




FIG. 7

