



US0D1006906S

(12) **United States Design Patent** (10) **Patent No.:** **US D1,006,906 S**
Du (45) **Date of Patent:** **** Dec. 5, 2023**

- (54) **TOY**
- (71) Applicant: **Qingshan Du**, Shantou (CN)
- (72) Inventor: **Qingshan Du**, Shantou (CN)
- (**) Term: **15 Years**
- (21) Appl. No.: **29/721,321**
- (22) Filed: **Jan. 20, 2020**
- (51) **LOC (14) Cl.** **21-02**
- (52) **U.S. Cl.**
USPC **D21/615**; D21/341; D21/350; D21/360
- (58) **Field of Classification Search**
USPC D21/334-337, 341-342, 360, 615
See application file for complete search history.

(56) **References Cited**

U.S. PATENT DOCUMENTS

D297,951 S *	10/1988	Mayuzumi	D21/336
4,799,678 A *	1/1989	Terzian	A63F 9/183
			273/237
D314,690 S *	2/1991	Kiyokane	D21/336
D357,506 S *	4/1995	Ellman	D21/385
D362,696 S *	9/1995	Weemhoff	D21/615
D407,898 S *	4/1999	Pulvino	D3/270
D423,601 S *	4/2000	Seifert	D21/337
D478,134 S *	8/2003	Yuan	D21/585
D622,326 S *	8/2010	England	D21/396
D859,531 S *	9/2019	Matsukawa	D21/338
D874,573 S *	2/2020	Ford	D21/360
D881,288 S *	4/2020	Katayama	D21/578
D883,403 S *	5/2020	Chen	D21/615
D928,246 S *	8/2021	Chen	D21/575

* cited by examiner

Primary Examiner — Michael C Stout
Assistant Examiner — Melvin L Davis

(74) *Attorney, Agent, or Firm* — ScienBiziP, P.C.

(57) **CLAIM**

The ornamental design for a toy, as shown and described.

DESCRIPTION

The patent or application file contains at least one drawing executed in color. Copies of this patent or patent application publication with color drawing(s) will be provided by the Office upon request and payment of the necessary fee.

FIG. 1 is a top, front, left side perspective view of a toy, showing my design.

FIG. 2 is a front elevation view thereof.

FIG. 3 is a rear elevation view thereof.

FIG. 4 is a left side elevation view thereof.

FIG. 5 is a right side elevation view thereof.

FIG. 6 is a top plan view thereof.

FIG. 7 is a bottom plan view thereof.

FIG. 8 is a perspective view thereof, shown in a state that a front part of a house of the toy is opened.

FIG. 9 is a front elevation view thereof, shown in a state that the front part of the house of the toy is opened.

FIG. 10 is a rear elevation view thereof, shown in a state that the front part of the house of the toy is opened.

FIG. 11 is a left side elevation view thereof, shown in a state that the front part of the house of the toy is opened.



FIG. 12 is a right side elevation view thereof, shown in a state that the front part of the house of the toy is opened.

FIG. 13 is a top plan view thereof, shown in a state that the front part of the house of the toy is opened; and,

FIG. 14 is a bottom plan view thereof, shown in a state that the front part of the house of the toy is opened.

The areas surrounded by broken line form no part of the claimed design.

1 Claim, 14 Drawing Sheets
(14 of 14 Drawing Sheet(s) Filed in Color)






FIG. 1




FIG. 2




FIG. 3




FIG. 4

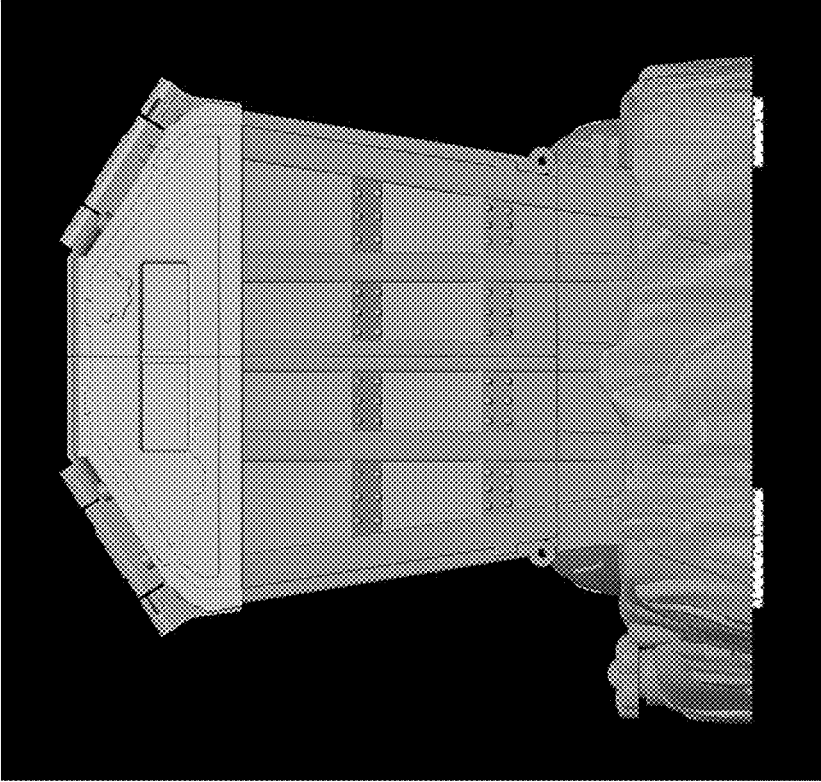


FIG. 5




FIG. 6

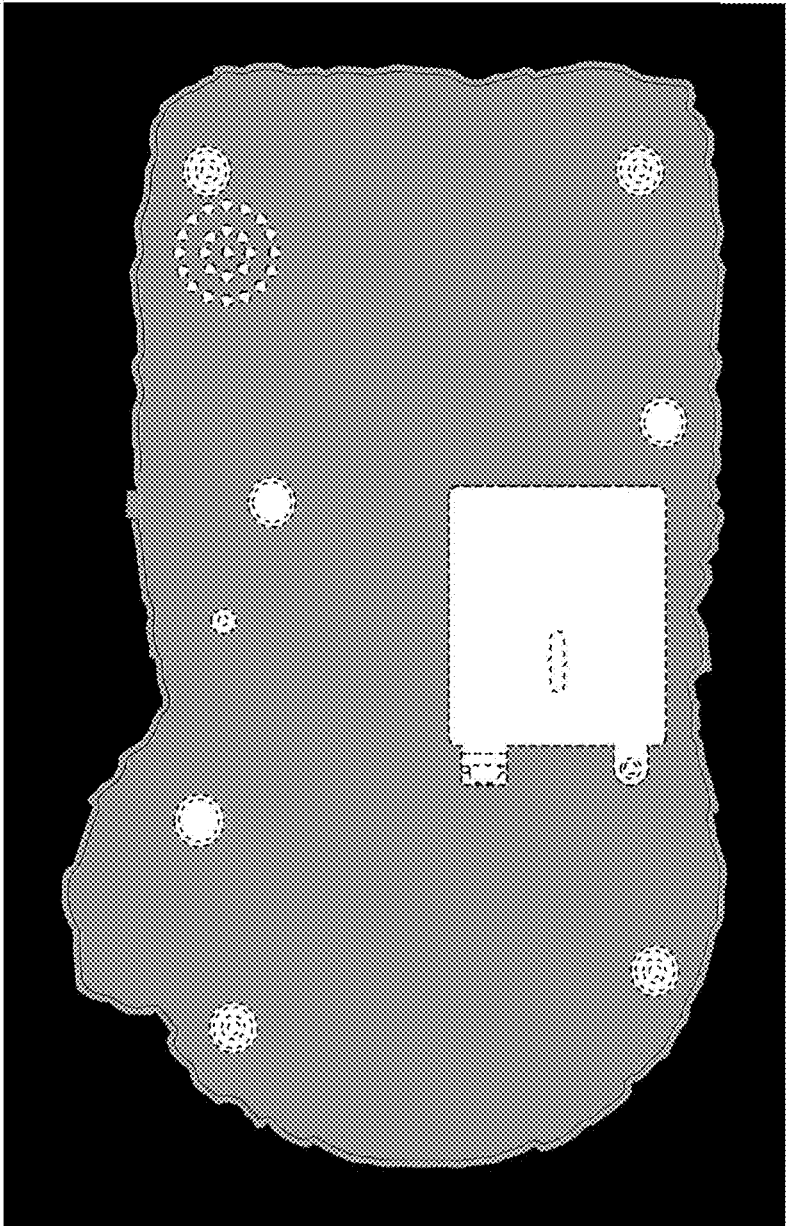


FIG. 7

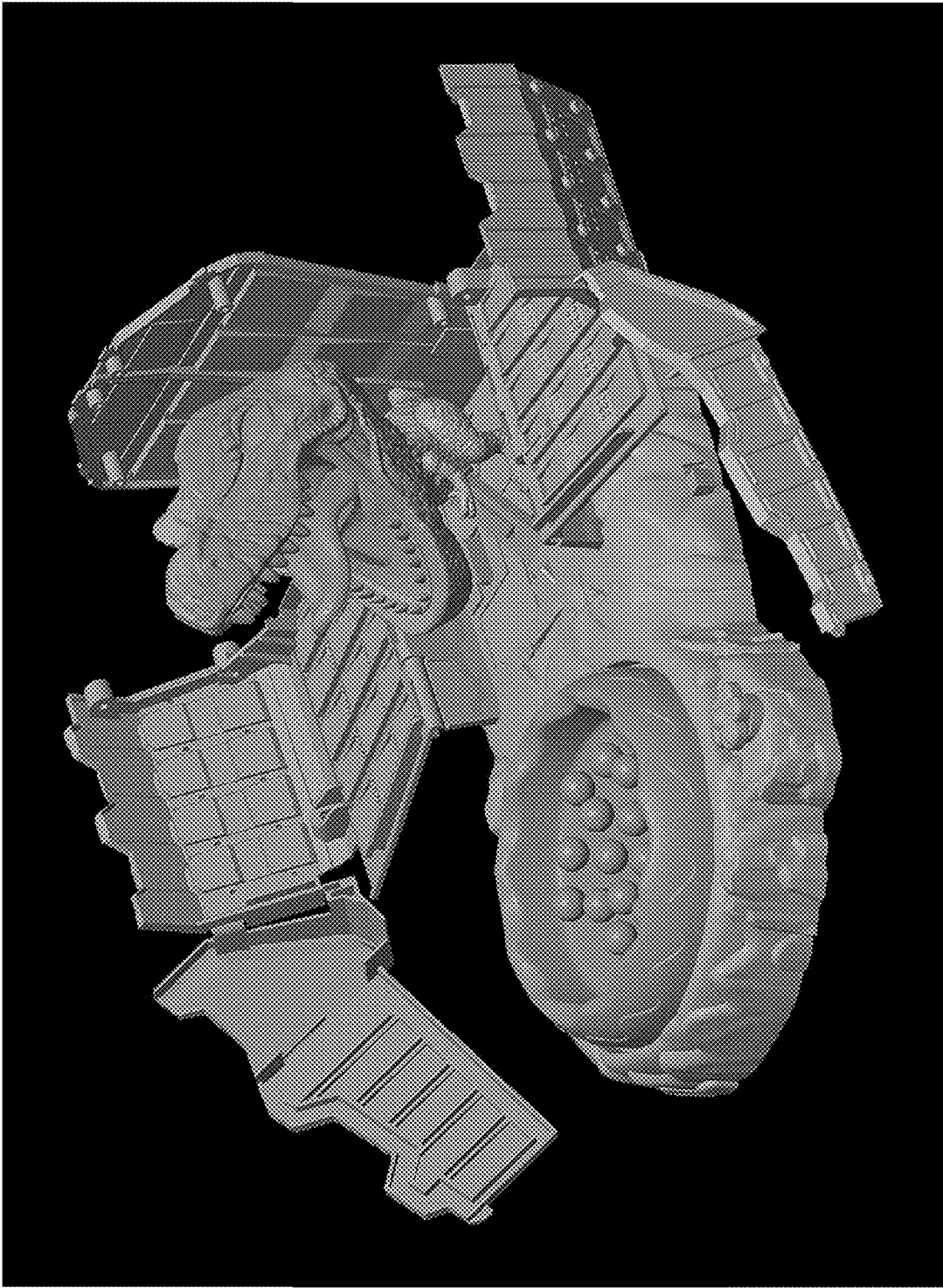


FIG. 8

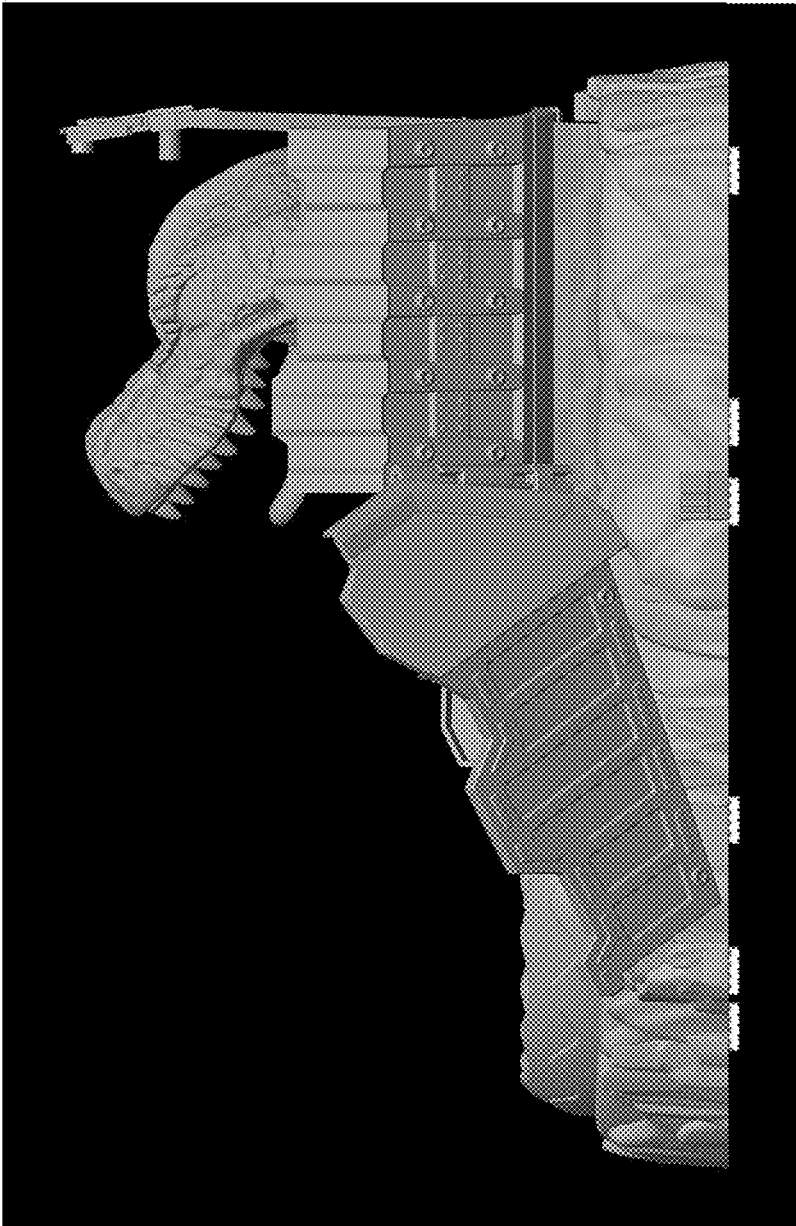


FIG. 9

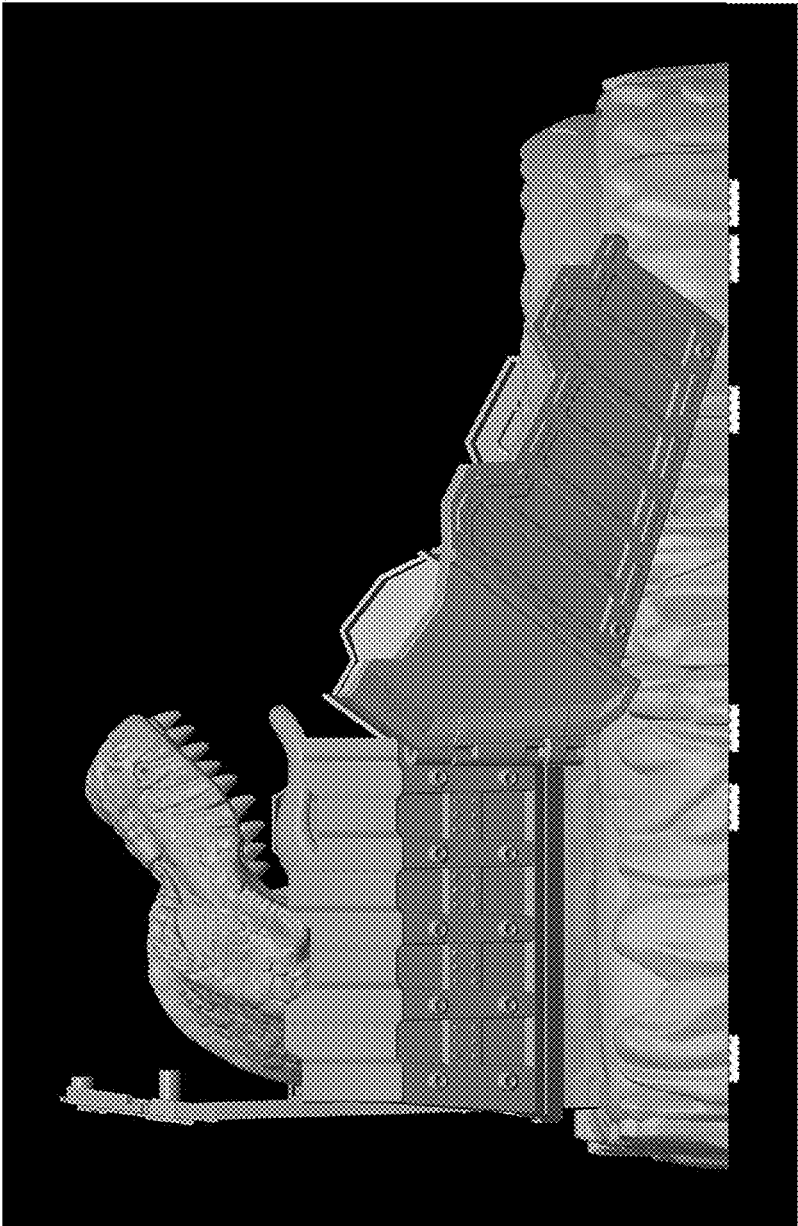


FIG. 10




FIG. 11




FIG. 12




FIG. 13

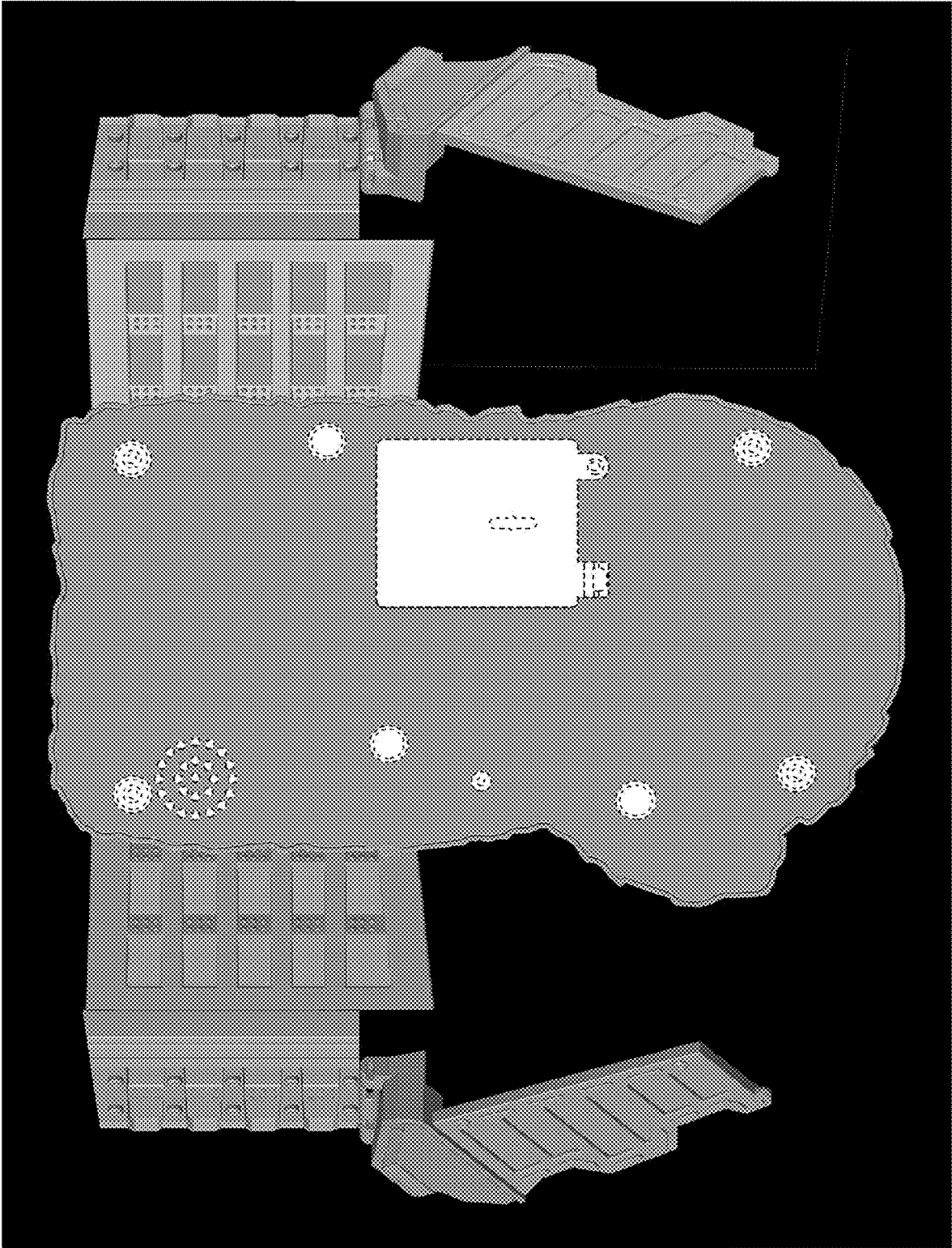


FIG. 14