



US00D750428S

(12) **United States Design Patent**
Keys et al.

(10) **Patent No.:** **US D750,428 S**

(45) **Date of Patent:** **** Mar. 1, 2016**

- (54) **WATER BOTTLE TOP**
- (71) Applicant: **Brita LP**, Oakland, CA (US)
- (72) Inventors: **James R. Keys**, Pleasanton, CA (US);
Brett D. McIntire, Pleasanton, CA (US);
Juila Yi-Fong Fu, Seattle, WA (US);
Christopher M. Wlezien, Chicago, IL (US);
Michael A. Harnack, Beijing (CN);
Martin Rathgeber, Chicago, IL (US)
- (73) Assignee: **The Glad Products Company**, Oakland, CA (US)
- (**) Term: **15 Years**
- (21) Appl. No.: **29/528,067**
- (22) Filed: **May 26, 2015**
- (51) **LOC (10) Cl.** **07-01**
- (52) **U.S. Cl.**
USPC **D7/396.2**
- (58) **Field of Classification Search**
USPC D7/509-511, 523, 529-536, 392.1,
D7/396.2; 220/703-710, 254.3; 215/387,
215/388; D9/525, 503, 435, 440, 445, 447,
D9/449, 450
CPC A47G 19/2205; A47G 19/2266-19/2272
See application file for complete search history.

7,810,651 B2	10/2010	Miga, Jr.	
7,824,545 B2	11/2010	Windmiller	
D632,521 S *	2/2011	Wahl	D7/392.1
7,951,020 B2 *	5/2011	Castor	A63B 21/0602 473/451
D688,912 S *	9/2013	Rosbach	D7/392.1
D714,584 S *	10/2014	Boroski	D7/392
D721,912 S *	2/2015	Boroski	D7/392.1
D724,384 S *	3/2015	Donovan	D7/510
D724,894 S *	3/2015	Brosius	D7/510
D727,685 S *	4/2015	He	D7/510
D732,892 S *	6/2015	Keys	D7/510
D741,176 S *	10/2015	Bell	D9/446
2007/0039959 A1	2/2007	Choi et al.	
2008/0203007 A1	8/2008	Jang et al.	
2008/0237233 A1	10/2008	Choi et al.	
2010/0219151 A1	9/2010	Risheq	
2010/0237002 A1	9/2010	Shani	

* cited by examiner

FOREIGN PATENT DOCUMENTS

WO WO2010085367 7/2010

Primary Examiner — Susan Bennett Hattan

Assistant Examiner — Brett Miller

(74) *Attorney, Agent, or Firm* — Thomas C. Feix

(57) **CLAIM**

The ornamental design for a water bottle top, as shown and described.

DESCRIPTION

FIG. 1 is a perspective view of a top for a water bottle of the present invention;

FIG. 2 is a top view thereof;

FIG. 3 is a bottom view thereof;

FIG. 4 is a left side view thereof;

FIG. 5 is a right side view thereof;

FIG. 6 is a rear view thereof; and,

FIG. 7 is a front view thereof.


The broken lines depict portions of the article that form no part of the claimed design.

1 Claim, 5 Drawing Sheets

(56) **References Cited**

U.S. PATENT DOCUMENTS

5,273,172 A	12/1993	Rosbach et al.	
6,135,311 A	10/2000	Panec et al.	
6,619,518 B1	9/2003	Lee	
D495,186 S *	8/2004	Poupel	D7/510
D547,607 S	7/2007	Forsman	
7,516,862 B2	4/2009	McDonough	
7,533,783 B2	5/2009	Choi et al.	
D610,402 S	2/2010	Carreno	
D613,110 S	4/2010	Lane et al.	
D618,508 S *	6/2010	George	D7/511
D625,146 S *	10/2010	George	D7/392



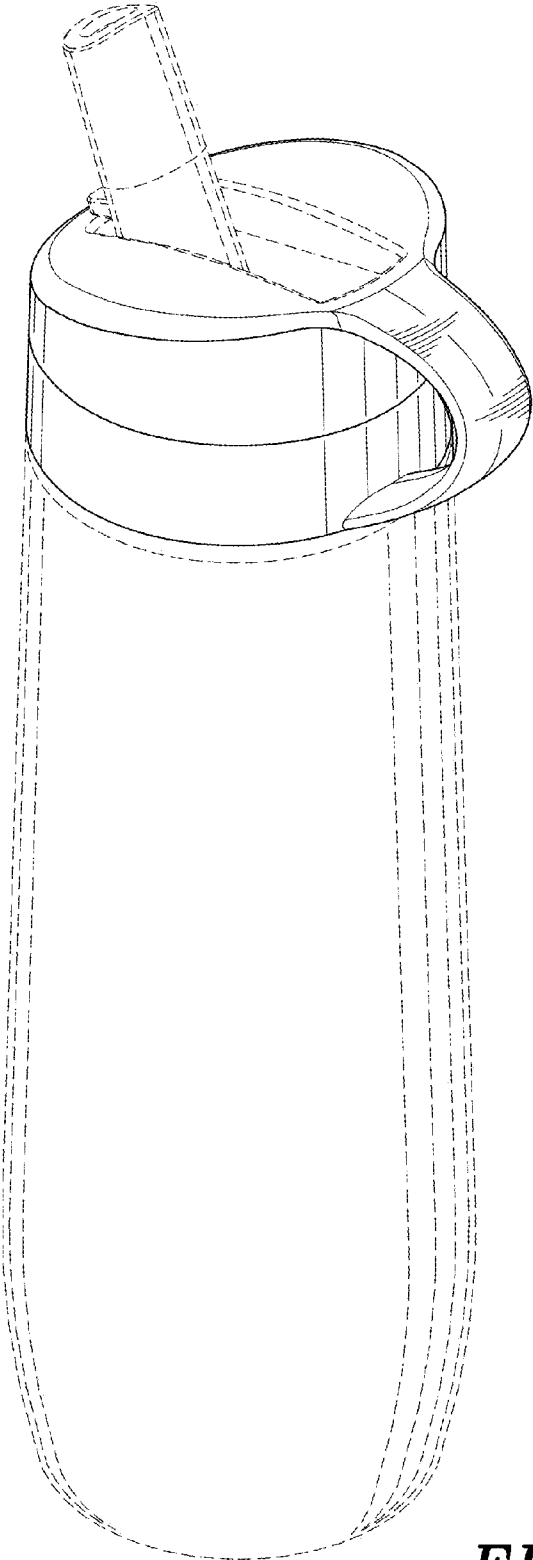


FIG. 1

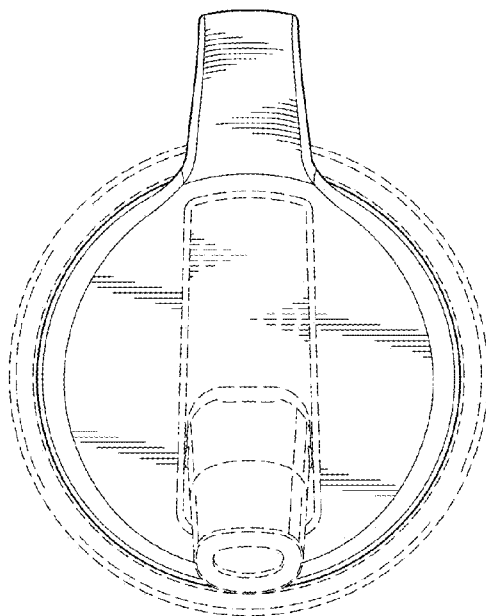


FIG. 2

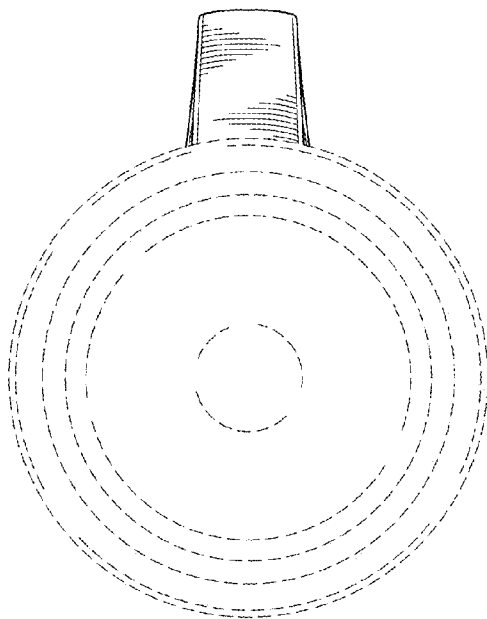


FIG. 3




FIG. 4




FIG. 5




FIG. 6




FIG. 7