

J. H. WHITE.

FASTENING FOR TRAVELING-BAGS.

No. 185,995.

Patented Jan. 2, 1877.

Fig. 1

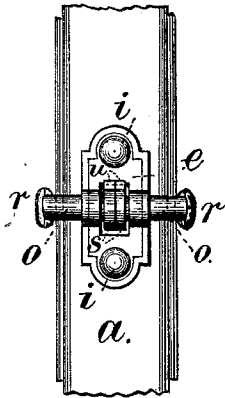


Fig. 2

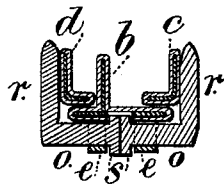
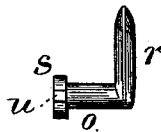


Fig. 3.



Witnesses

Chas H. Smith
Harold Perrell

Inventor

James H. White.

per Lemuel W. Perrell

Atty

UNITED STATES PATENT OFFICE.

JAMES H. WHITE, OF NEW YORK, N. Y., ASSIGNOR TO MANHATTAN BRASS COMPANY, OF SAME PLACE.

IMPROVEMENT IN FASTENINGS FOR TRAVELING-BAGS.

Specification forming part of Letters Patent No. **185,995**, dated January 2, 1877; application filed June 19, 1876.

To all whom it may concern:

Be it known that I, JAMES H. WHITE, of the city and State of New York, have invented an Improvement in Fastenings for Traveling-Bags, of which the following is a specification:

The edges of the frames of traveling-bags have been secured by swinging staples held upon the edge of the frame by a plate, so as to include within the staples the frame, to aid in holding the same, even if the lock should become injured. Only one side of such staple is really useful in holding the portion of the frame that swings open, as the plate is generally sufficient to hold the staple in place.

My invention relates to a double-hook fastening for a bag-frame, the same being adapted to securing one or two sides of the frame, so that either or both hooks can be moved in opening the frame.

In the drawing, Figure 1 is an elevation of the fastening. Fig. 2 is a section of the frame and the fastening, and Fig. 3 shows one of the fastening-hooks separately.

The bag-frame is of usual character, *a* being the outer band of the frame, and *b* the stiffening rib or flange. *c* is the frame that closes within the edge of the band *a*, and as this fastening is especially applicable to bags that have a third frame, the frame *d* is shown as closing within the edge of the frame *a* at the opposite side to the frame *c*.

The plate *e* is to be fastened to the band portion of the frame *a* by rivets *i*, as usual. It is to be located in the most useful or convenient positions. It is usual, in the manufacture of bags, to place one at each of the vertical portions of the frame, near the curve, and sometimes one or two of the fastenings are applied contiguous to the lock.

Each plate *e* is bent up in the middle to

form a bow for the circular axis *o* of the hooks *r*, and the plate *e* is also slotted in the middle for the reception of the stop-flanges *s*, that are made at the inner circular ends *o* of each hook, and there are projecting stops *u* upon each of the flanges *s*, to limit the turning motion of the hook. The metal frame is recessed or slotted to receive the stop-flanges and aid in securing the hook, and at the same time the hook can be turned freely.

It will now be apparent that each plate *e* is to receive two of the turning-hooks into its loops before the plate is riveted to its place, and that the stop-flanges *s* prevent the hooks being drawn out from the loops of the plates; but at the same time the hooks can be turned freely, and when moved so that the portions *r* come outside the frame *c* or *d*, such frame is secured firmly, and such hook acts in the capacity of a one-armed button to secure the frame firmly. Either frame can be liberated and opened without unfastening the other frame. The projecting stops *u* prevent the hook ends falling when the bag is fastened, such stops coming in contact with the surface of the plate *e*.

Under some circumstances a single hook with its stop-flange may be used, instead of having two hooks and thin flanges.

I claim as my invention—

The bag-fastening composed of the hook *r*, circular axis *o*, circular stop-flange *s* at the end of the axis, the stops *u*, and plate *e*, provided with a slot for the reception of the stop-flange *s*, substantially as set forth.

Signed by me this 15th day of June, A. D. 1876.

JAMES H. WHITE.

Witnesses:

GEO. T. PINCKNEY,
CHAS. H. SMITH.