



US00D478349S

(12) **United States Design Patent** (10) **Patent No.:** **US D478,349 S**
Capaci (45) **Date of Patent:** **** Aug. 12, 2003**

(54) **BELT BINDER**

6,439,611 B1 * 8/2002 Chen 281/29
D469,254 S * 1/2003 Johnson D3/303

(75) Inventor: **Levi Capaci**, Long Beach, CA (US)

* cited by examiner

(73) Assignee: **Avery Dennison Corporation**,
Pasadena, CA (US)

Primary Examiner—Martie K. Holtje

(**) Term: **14 Years**

(74) *Attorney, Agent, or Firm*—Oppenheimer Wolff &
Donnelly LLP

(21) Appl. No.: **29/160,617**

(57) **CLAIM**

(22) Filed: **May 13, 2002**

The ornamental design for a belt binder, as shown and
described.

(51) **LOC (7) Cl.** **19-04**

DESCRIPTION

(52) **U.S. Cl.** **D19/27; D3/215; D19/26**

(58) **Field of Search** D3/303, 900, 215,
D3/226; D19/26, 27, 32, 33, 75, 86, 65;
224/223, 240, 904; 281/15.1, 19.1, 21.1,
29, 30, 31, 32, 35, 34, 45, 51; 283/36,
37, 42, 48.1, 52.1, 55, 63.1, 64, 117; 402/4,
73, 79, 80 R

FIG. 1 is a perspective view illustrating the interior of the
binder when the cover is fully open;

FIG. 2 is a perspective view looking at the spine of the
binder when the cover is closed;

FIG. 3 is a perspective view from the opposite side of the
binder as the view of FIG. 2, showing the binder when the
cover is closed;

FIG. 4 is another view of the interior of the binder when the
cover is open, as illustrated in FIG. 1; and,

FIG. 5 is a view of the exterior of the binder when the cover
is open.


The binding structure depicted by means of broken lines in
FIGS. 1, 3, and 4 has been shown for illustrative purposes
only and forms no part of the claimed design.

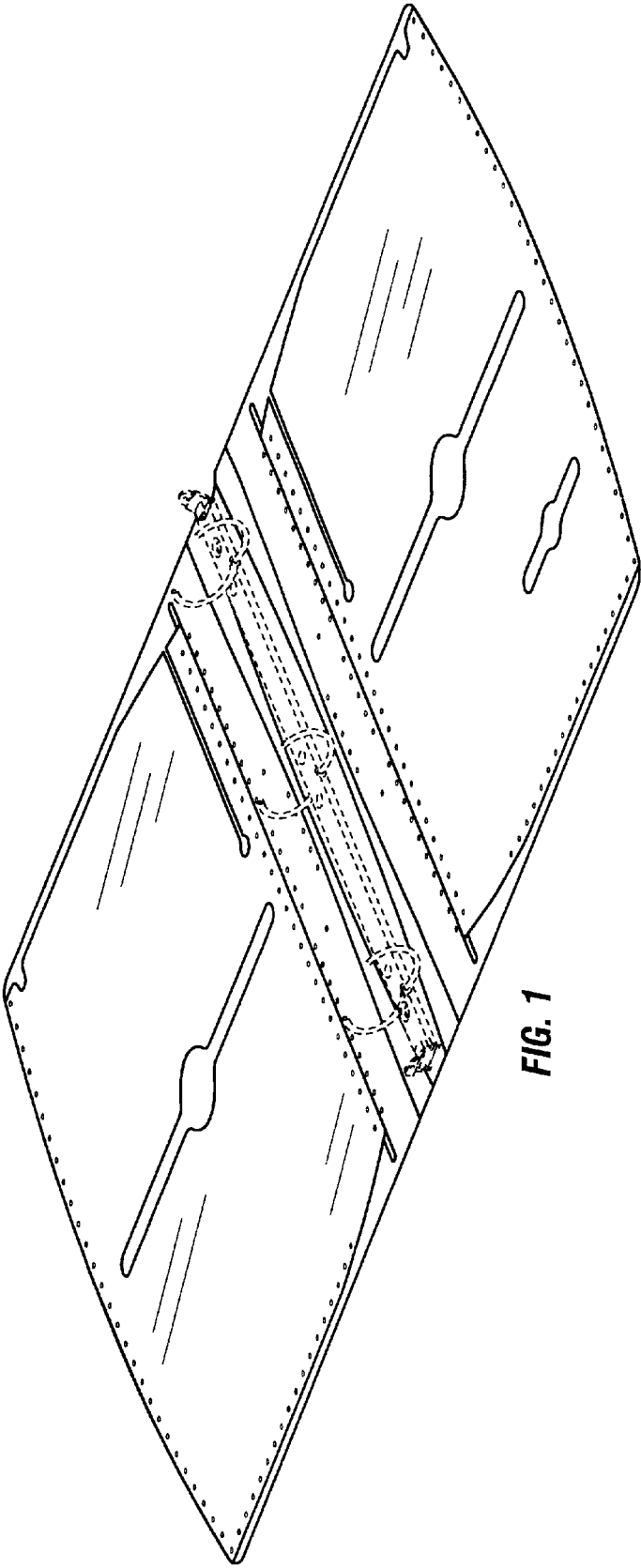
(56) **References Cited**

U.S. PATENT DOCUMENTS

1,973,420 A * 9/1934 Trussell D19/27 X
4,629,349 A * 12/1986 Pitts 402/74
4,779,655 A * 10/1988 Olson 224/240 X
D314,866 S * 2/1991 Scott D3/226 X
5,711,627 A * 1/1998 Chapman 402/3
D449,645 S * 10/2001 Gung D19/26
6,422,797 B2 * 7/2002 Pas 402/74 X

1 Claim, 4 Drawing Sheets





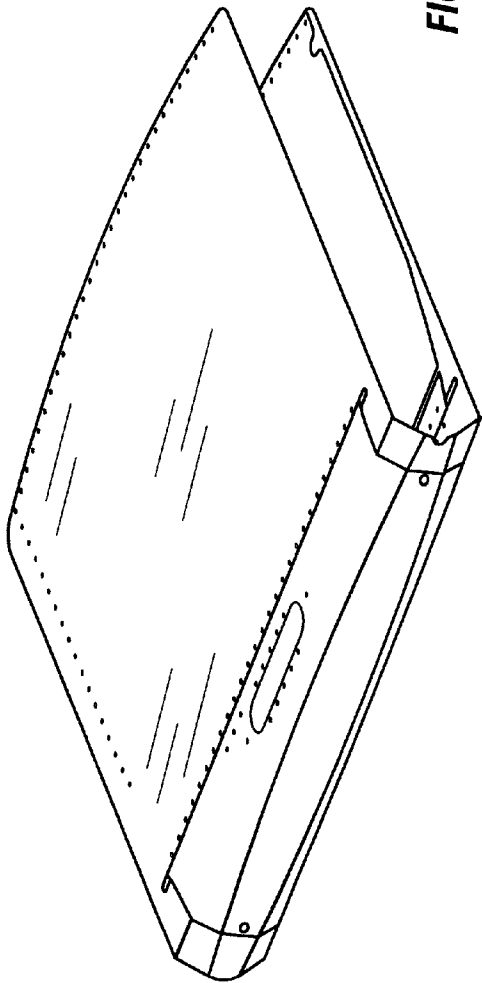


FIG. 2

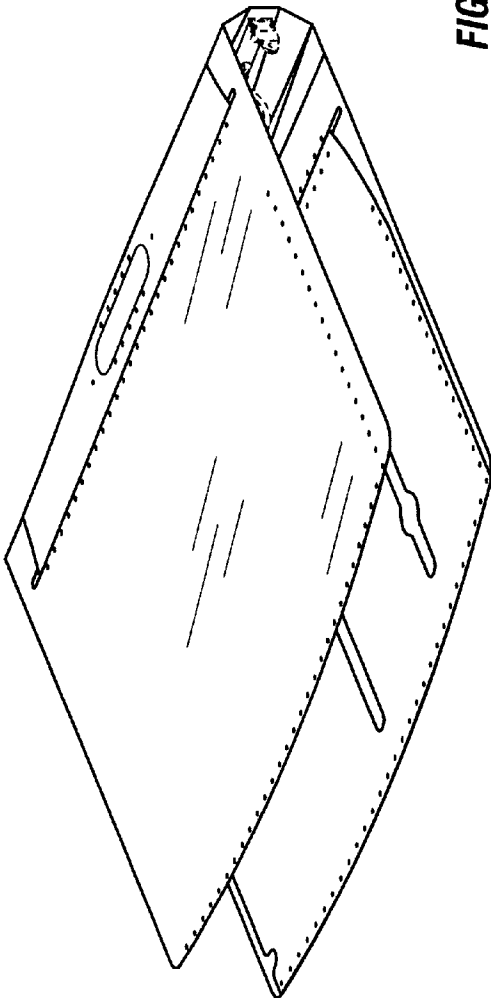


FIG. 3

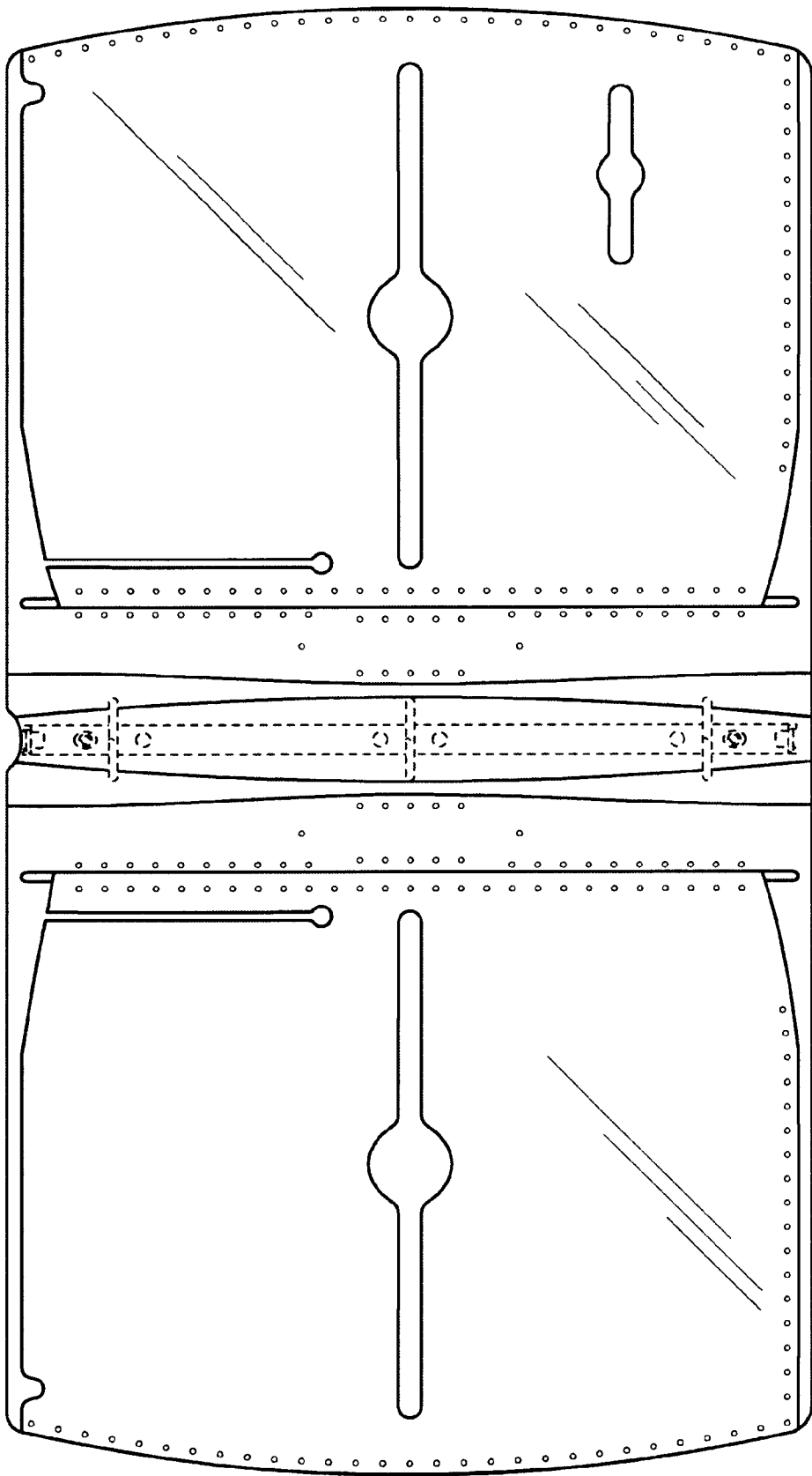


FIG. 4

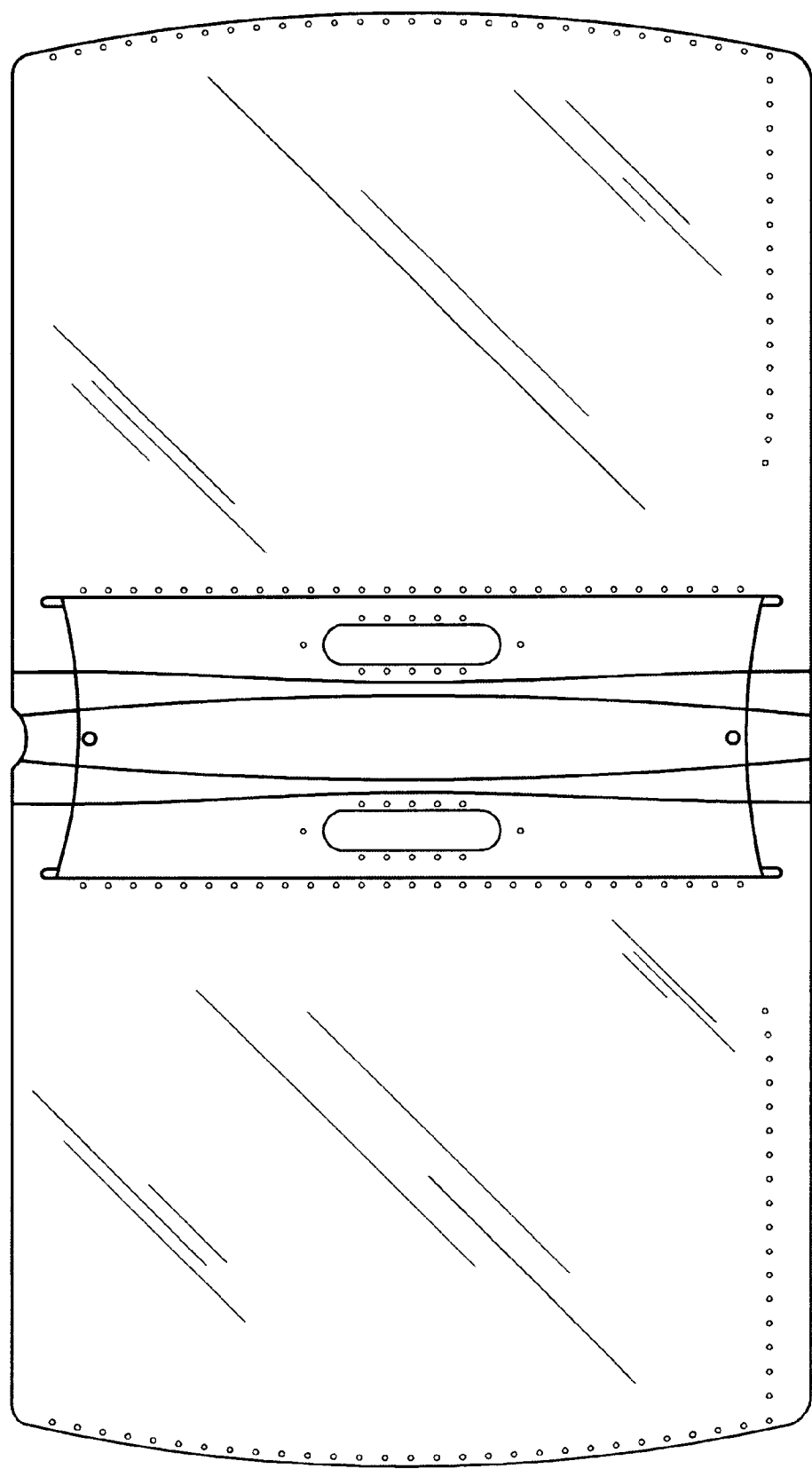


FIG. 5