



US00D474396S

(12) **United States Design Patent** (10) **Patent No.:** **US D474,396 S**
Tisbo et al. (45) **Date of Patent:** **** May 13, 2003**

(54) **DECORATOR GARDEN HOSE HOLDER**

(74) *Attorney, Agent, or Firm*—McHale & Slavin, P.A.

(75) **Inventors:** **Thomas A. Tisbo**, Barrington Hills, IL (US); **Michael Uffner**, Naperville, IL (US); **Kevin J. Markley**, Joliet, IL (US); **Torrence C. Anderson**, Aurora, IL (US)

(57) **CLAIM**

The ornamental design for a decorator garden hose holder, as shown and described.

(73) **Assignee:** **Suncast Corporation**, Batavia, IL (US)

DESCRIPTION

(**) **Term:** **14 Years**

(21) **Appl. No.:** **29/147,818**

FIG. 1 is a perspective view of the decorator garden hose holder of the invention;

(22) **Filed:** **Sep. 5, 2001**

FIG. 2 is a front view of the decorator garden hose holder of FIG. 1;

(51) **LOC (7) Cl.** **08-05**

(52) **U.S. Cl.** **D8/356**

(58) **Field of Search** D6/512, 552; D8/349, D8/354, 356, 373, 380, 381, 379, 376; 211/60.1, 63, 87.01, 113; 239/276; 248/75, 80, 87, 88, 89, 309.1, 317, 682; 242/388, 405.1, 405.2

FIG. 3 is an enlarged right side elevational view of the decorator garden hose holder of FIG. 1, the left side elevational view being a mirror image thereof;

FIG. 4 is a rear view of the decorator garden hose holder of FIG. 1;

FIG. 5 is a perspective view of the decorator garden hose holder of FIG. 1 showing the storage compartment door in an open configuration;

(56) **References Cited**

U.S. PATENT DOCUMENTS

D76,027 S * 8/1928 Madvig D8/379
4,436,267 A * 3/1984 Eads et al. 248/75
D408,270 S 4/1999 Tisbo et al.

FIG. 6 is a front view of the decorator garden hose holder of FIG. 1 showing the storage compartment door in an open configuration;


FIG. 7 is a rear view of the decorator garden hose holder of FIG. 1 showing the storage compartment door in an open configuration; and,

FIG. 8 is an enlarged right side elevational view of the decorator garden hose holder of FIG. 1 showing the storage compartment door in an open configuration; the left side elevational view being a mirror image thereof.

* cited by examiner

Primary Examiner—Doris V. Coles
Assistant Examiner—Elizabeth Albert

1 Claim, 6 Drawing Sheets






FIG. 1




FIG. 2

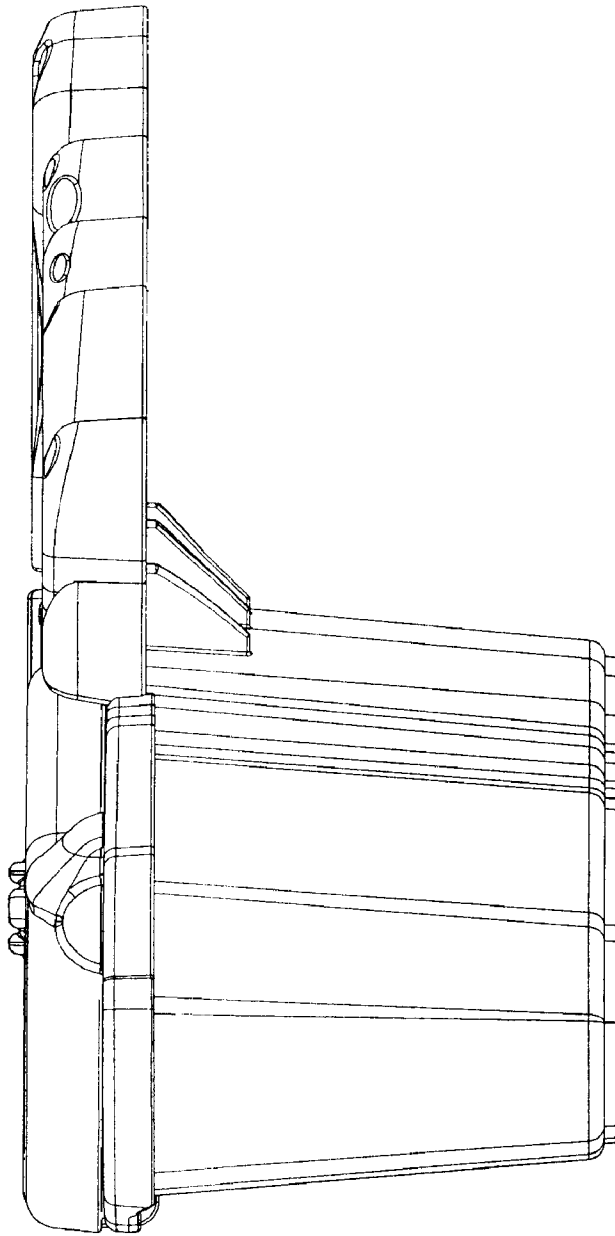


FIG. 3




FIG. 4

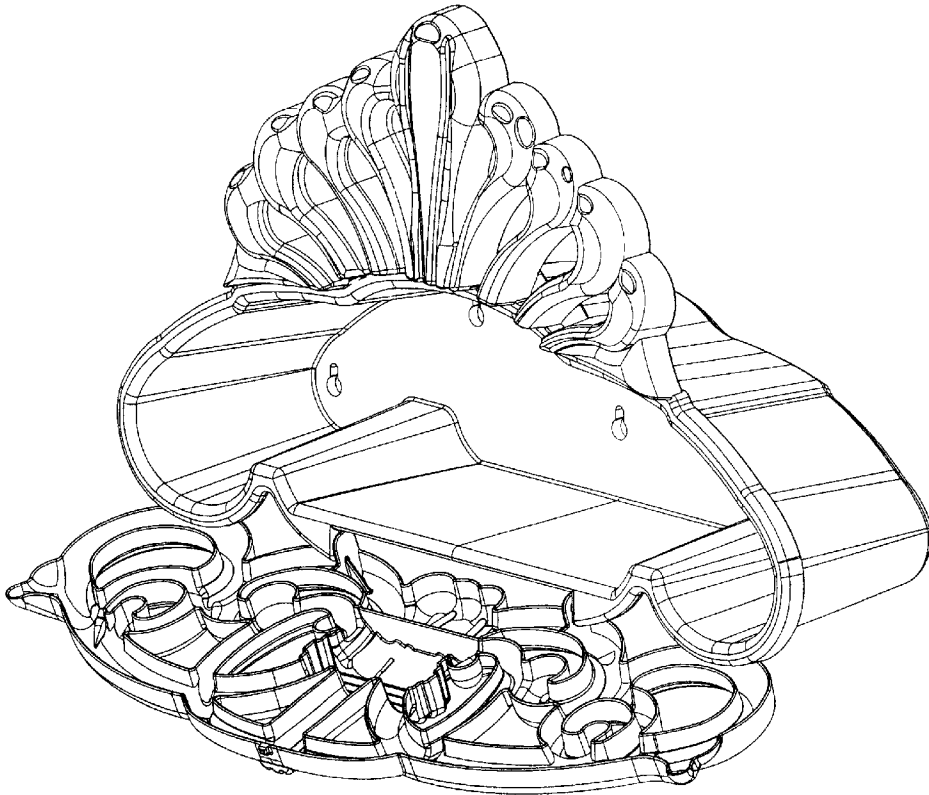


FIG. 5

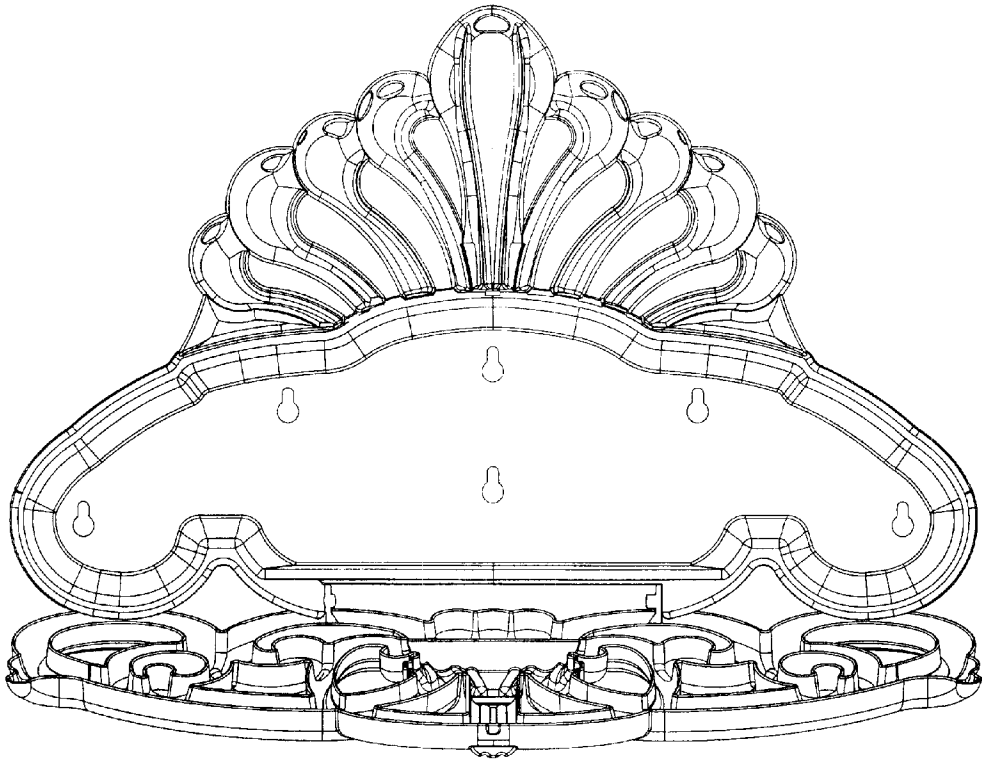


FIG. 6




FIG. 7

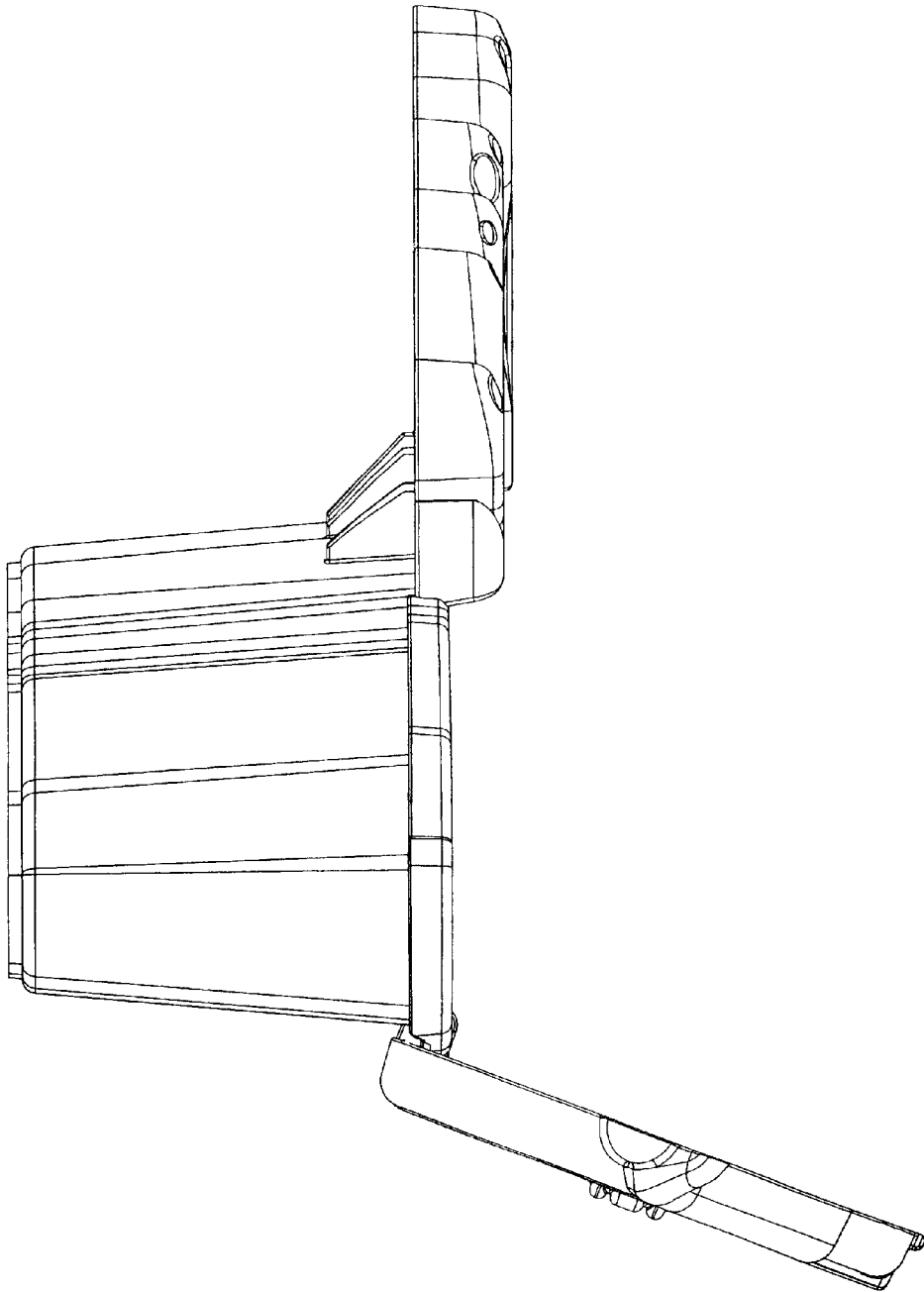


FIG. 8