



US00D606394S

(12) **United States Design Patent**
Stewart

(10) **Patent No.:** **US D606,394 S**

(45) **Date of Patent:** **** Dec. 22, 2009**

(54) **WAVE UTILITY BOX**

(75) Inventor: **Glenn Stewart**, Dallas, TX (US)

(73) Assignee: **Spirit Merchandise Group, Inc.**,
Carrollton, TX (US)

(**) Term: **14 Years**

(21) Appl. No.: **29/334,023**

(22) Filed: **Mar. 19, 2009**

(51) **LOC (9) Cl.** **09-03**

(52) **U.S. Cl.** **D9/423**

(58) **Field of Classification Search** D9/414,
D9/415, 420, 421, 423, 425, 430, 432; D3/273-294;
206/472, 387.13, 308.7; D6/632, 634; D24/121
See application file for complete search history.

(56) **References Cited**

U.S. PATENT DOCUMENTS

D309,104	S	*	7/1990	Solomon	D9/420
D319,785	S	*	9/1991	Kilmartin, III	D9/423
D332,242	S	*	1/1993	Graehling	D12/414.1
5,655,706	A	*	8/1997	Vandiver	229/125.09
D396,004	S	*	7/1998	Srinual	D9/423
D414,692	S	*	10/1999	Srinual	D9/423
D514,810	S	*	2/2006	Armato	D3/294
D526,192	S	*	8/2006	Post	D9/420
D573,459	S	*	7/2008	Snider et al.	D9/423
2003/0230509	A1	*	12/2003	Fitzgerald et al.	206/472

2009/0108010 A1 * 4/2009 Ludden-Biegel 220/810

* cited by examiner

Primary Examiner—Daniel D Bui

Assistant Examiner—Thomas J Johannes

(74) *Attorney, Agent, or Firm*—David W. Carstens; Carstens
& Cahoon, LLP

(57) **CLAIM**

The ornamental design for a wave utility box, as shown and
described.

DESCRIPTION

FIG. 1 is a perspective view of the wave utility box of the
present invention with the lid closed;

FIG. 2 is a perspective view of the wave utility box of the
present invention with the lid opened at 90°;

FIG. 3 is a perspective view of the wave utility box of the
present invention with the lid opened at 180°;

FIG. 4 is a perspective view of the wave utility box of the
present invention with the lid opened at 270°;

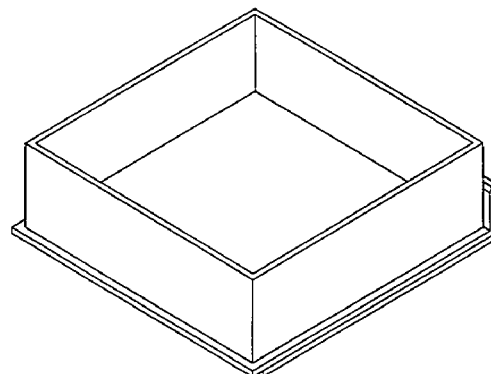
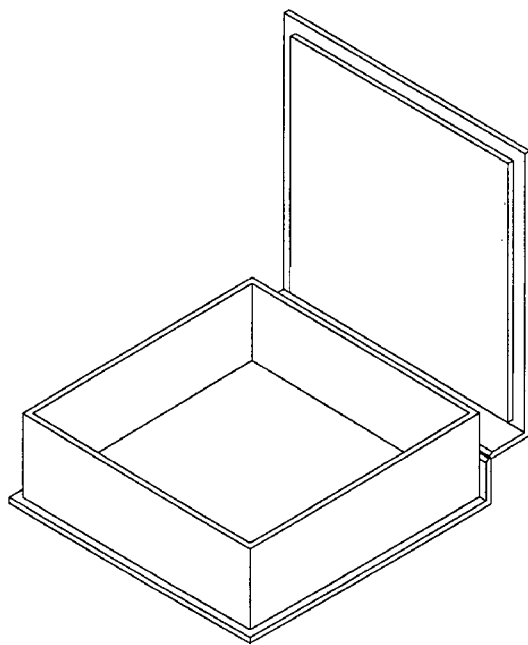
FIG. 5 is a perspective view of the wave utility box of the
present invention with the lid folded under the box;

FIG. 6 is a top view thereof.

FIG. 7 is a front elevation view thereof; and,

FIG. 8 is a side elevation view.

1 Claim, 2 Drawing Sheets



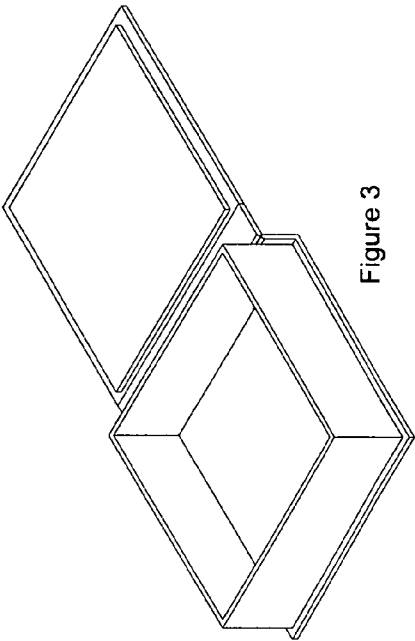


Figure 3

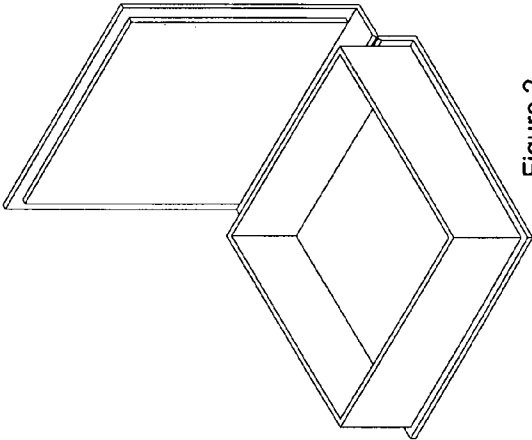


Figure 2

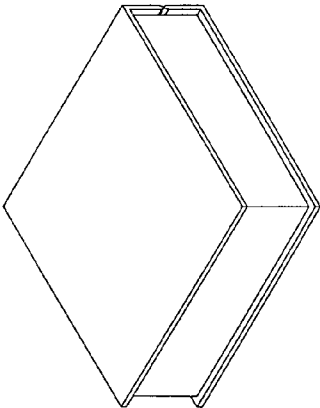


Figure 1

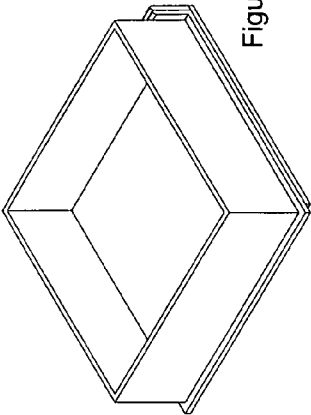


Figure 5

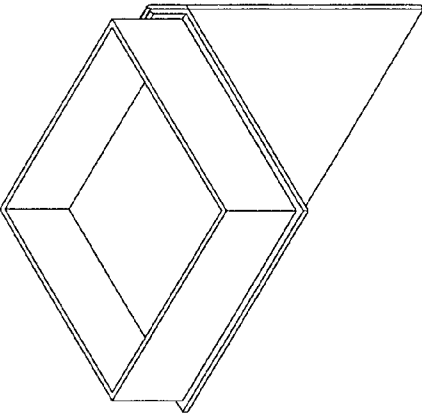


Figure 4




Figure 6




Figure 7




Figure 8