

(No Model.)

J. C. FORD.
WIRE FENCE.

No. 287,372.

Patented Oct. 23, 1883.

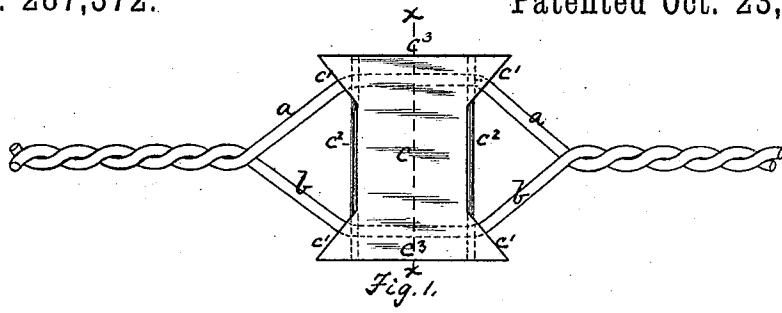


Fig. 1.

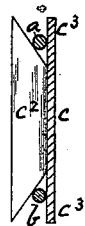


Fig. 2.

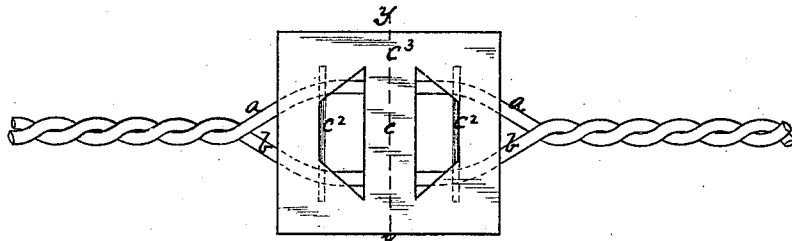


Fig. 3.

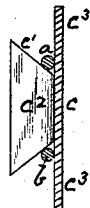


Fig. 4.

Witnesses

W. B. C. Smith
John V. Smith

Inventor

John C. Ford

by his attorneys
Parkwell & Kerr

UNITED STATES PATENT OFFICE.

JOHN C. FORD, OF PITTSBURG, ASSIGNOR TO THOMAS B. KERR, OF ALLEGHENY CITY, PENNSYLVANIA.

WIRE FENCE.

SPECIFICATION forming part of Letters Patent No. 287,372, dated October 23, 1883.

Application filed June 27, 1883. (No model)

To all whom it may concern:

Be it known that I, JOHN C. FORD, of Pittsburg, in the county of Allegheny and State of Pennsylvania, have invented a new and useful Improvement in Wire Fences; and I do hereby declare the following to be a full, clear, and exact description thereof.

My invention relates to the application of warning plates or devices to the strand-wires of wire fences for the purpose of rendering them visible to cattle in order that they may avoid the barrier. This is useful when the strand-wires are not provided with barbs, as it keeps the cattle from running against the wires and tearing them from the posts. It is also useful in case the wires are provided with barbs, as it tends to prevent the cattle from coming against the barbs and injuring themselves.

To enable others skilled in the art to make and use my invention, I will now describe it by reference to the accompanying drawings, in which—

Figure 1 is a side view of one form of my improved device. Fig. 2 is a section on the line xx of Fig. 1. Fig. 3 is a side view of another form of my improved device. Fig. 4 is a section on the line yy of Fig. 3.

Like letters of reference indicate like parts in each.

Referring now to Fig. 1, a b indicate the strand-wires, and c the sheet-metal warning-plate. These plates are placed at determined intervals on the wires. The blank is of square form, and is cut diagonally at the points, as indicated at c' . Two opposite sections so made are bent at right angles to the plate, and pro-

ject from one side thereof, as indicated at c'' . The other two sections remain in the original plane of the plate, as at c' . The strand-wires pass back of c' and rest on the opposite ends of the sections c'' , as clearly indicated in the drawings. In Figs. 3 and 4 the sections c'' are punched out of the body of the plate and turned back at right angles, as in Figs. 1 and 2. The warning-plate thus made is light and thin, and is applied to the wires with ease when the twisting operation is performed. When the wire is galvanized, the galvanizing material welds the plates and wires together. There is no danger of the plates becoming detached from the wires, and a fence-wire so made is capable of being rolled up on reels and sold in the manner usually practiced with reference to barb-wire.

My improved fence-wire may be used either alone or in connection with other strands formed of barbed wires.

What I claim as my invention, and desire to secure by Letters Patent, is—

The combination of the wires a b with sheet-metal warning-plates having dovetailed sections cut and turned out at right angles to the plane of the plate, and secured to the strand-wires by passing the latter over the opposite ends of such sections, substantially as and for the purposes described.

In testimony whereof I have hereunto set my hand this 23d day of June, A. D. 1883.

JOHN C. FORD.

Witnesses:

J. P. DRYNAN,
W. B. CORWIN.