



- (51) **International Patent Classification:**  
*C07D 417/14* (2006.01) *A61P 37/00* (2006.01)  
*A61K 31/427* (2006.01)
- (21) **International Application Number:**  
PCT/EP2016/050645
- (22) **International Filing Date:**  
14 January 2016 (14.01.2016)
- (25) **Filing Language:** English
- (26) **Publication Language:** English
- (30) **Priority Data:**  
PCT/EP2015/050696  
15 January 2015 (15.01.2015) EP
- (71) **Applicant:** ACTELION PHARMACEUTICALS LTD  
[CH/CH]; Gewerbestrasse 16, 4123 Allschwil (CH).
- (72) **Inventors:** CAROFF, Eva; Actelion Pharmaceuticals Ltd,  
Gewerbestrasse 16, 4123 Allschwil (CH). MEYER, Em-  
manuel; Actelion Pharmaceuticals Ltd, Gewerbestrasse 16,  
4123 Allschwil (CH).
- (74) **Agent:** KOBERSTEIN, Ralf; ACTELION PHARM-  
CEUTICALS LTD, Gewerbestrasse 16, 4123 Allschwil  
(CH).

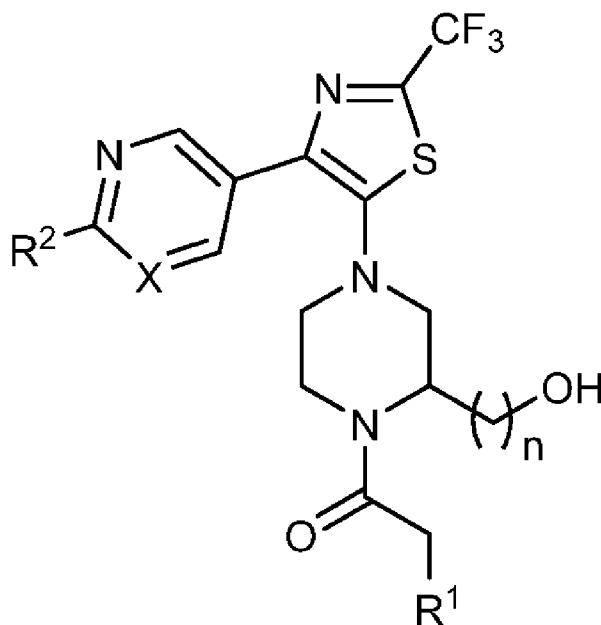
- (81) **Designated States** (unless otherwise indicated, for every kind of national protection available): AE, AG, AL, AM, AO, AT, AU, AZ, BA, BB, BG, BH, BN, BR, BW, BY, BZ, CA, CH, CL, CN, CO, CR, CU, CZ, DE, DK, DM, DO, DZ, EC, EE, EG, ES, FI, GB, GD, GE, GH, GM, GT, HN, HR, HU, ID, IL, IN, IR, IS, JP, KE, KG, KN, KP, KR, KZ, LA, LC, LK, LR, LS, LU, LY, MA, MD, ME, MG, MK, MN, MW, MX, MY, MZ, NA, NG, NI, NO, NZ, OM, PA, PE, PG, PH, PL, PT, QA, RO, RS, RU, RW, SA, SC, SD, SE, SG, SK, SL, SM, ST, SV, SY, TH, TJ, TM, TN, TR, TT, TZ, UA, UG, US, UZ, VC, VN, ZA, ZM, ZW.
- (84) **Designated States** (unless otherwise indicated, for every kind of regional protection available): ARIPO (BW, GH, GM, KE, LR, LS, MW, MZ, NA, RW, SD, SL, ST, SZ, TZ, UG, ZM, ZW), Eurasian (AM, AZ, BY, KG, KZ, RU, TJ, TM), European (AL, AT, BE, BG, CH, CY, CZ, DE, DK, EE, ES, FI, FR, GB, GR, HR, HU, IE, IS, IT, LT, LU, LV, MC, MK, MT, NL, NO, PL, PT, RO, RS, SE, SI, SK, SM, TR), OAPI (BF, BJ, CF, CG, CI, CM, GA, GN, GQ, GW, KM, ML, MR, NE, SN, TD, TG).

**Declarations under Rule 4.17:**

- as to applicant's entitlement to apply for and be granted a patent (Rule 4.17(ii))

[Continued on next page]

(54) **Title:** HYDROXYALKYL-PIPERAZINE DERIVATIVES AS CXCR3 RECEPTOR MODULATORS



(I)

(57) **Abstract:** The invention relates to compounds of Formula (I) wherein n, X,  $R^1$  and  $R^2$  are as described in the description; to pharmaceutically acceptable salts thereof, and to the use of such compounds as medicaments, especially as modulators of the CXCR3 receptor.

**Published:**

— *with international search report (Art. 21(3))*

### Hydroxyalkyl-piperazine Derivatives as CXCR3 Receptor Modulators

The present invention relates to novel hydroxyalkyl-piperazine derivatives of Formula (I), and their use as pharmaceuticals. The invention also concerns related aspects including processes for the preparation of the compounds, pharmaceutical compositions containing one or more compounds of Formula (I), and especially their use as CXCR3 receptor modulators.

Chemokine receptors are a group of G-protein coupled receptors (GPCRs) that bind peptidic chemokine ligands with high affinity. The predominant function of chemokine receptors is to guide leukocyte trafficking to lymphoid organs and tissues under resting conditions as well as during inflammation, but a role for certain chemokine receptors on non-hematopoietic cells and their progenitors has also been recognized.

The chemokine receptor CXCR3 is a G-protein coupled receptor binding to the inflammatory chemokines CXCL9 (initially called MIG, monokine induced by interferon- $\gamma$  [INF- $\gamma$ ]), CXCL10 (IP-10, INF- $\gamma$ -inducible protein 10), and CXCL11 (I-TAC, INF- $\gamma$ -inducible T cell  $\alpha$  chemo-attractant). CXCR3 is mainly expressed on activated T helper type 1 (Th1) lymphocytes, but is also present on natural killer cells, macrophages, dendritic cells and a subset of B lymphocytes. The three CXCR3 ligands are expressed mainly under inflammatory conditions, expression in healthy tissue is very low. Cells that can express CXCR3 ligands, for instance after exposure to inflammatory cytokines such as interferon- $\gamma$  or TNF- $\alpha$ , include diverse stromal cells such as endothelial cells, fibroblasts, epithelial cells, keratinocytes but also includes hematopoietic cells such as macrophages and monocytes. The interaction of CXCR3 and its ligands (henceforth referred to as the CXCR3 axis) is involved in guiding receptor bearing cells to specific locations in the body, particularly to sites of inflammation, immune injury and immune dysfunction and is also associated with tissue damage, the induction of apoptosis, cell growth, and angiostasis. CXCR3 and its ligands are upregulated and highly expressed in diverse pathological situations including autoimmune disorders, inflammation, infection, transplant rejection, fibrosis, neurodegeneration and cancer.

A role of the CXCR3 axis in autoimmune disorders is corroborated by several preclinical and clinical observations. Autoimmune disorders in which histological analysis of inflammatory lesions or serum levels of patients revealed elevated levels of CXCR3 ligands or increased numbers of CXCR3 positive cells include rheumatoid arthritis (RA), systemic lupus erythematosus (SLE), lupus nephritis, multiple sclerosis (MS), inflammatory bowel disease (IBD; comprising Crohn's disease and ulcerative colitis), and type I diabetes mellitus (Groom, J. R. & Luster, A. D. Immunol Cell Biol 2011, 89, 207; Groom, J. R. &

Luster, A. D. *Exp Cell Res* 2011, 317, 620; Lacotte, S., Brun, S., Muller, S. & Dumortier, H. *Ann N Y Acad Sci* 2009, 1173, 310). As expression of CXCR3 ligands is very low in healthy tissue, the above cited correlative evidence strongly suggest a role for CXCR3 in human autoimmune diseases.

- 5 Preclinical disease models performed with CXCR3 deficient mice, mice deficient for one of the CXCR3 ligands or the use of antibodies blocking the function of either CXCR3 or one of its ligands further corroborate a role for the CXCR3 axis in immune pathology. For instance, it has been shown that mice deficient for either CXCR3 or the CXCR3 ligand CXCL9 show reduced pathology in a model for lupus nephritis (Menke, J. *et al. J Am Soc Nephrol* 2008, 19, 1177). In an animal model for another form of kidney inflammation, interstitial cystitis, administration of an antibody blocking CXCL10 function was shown to reduce pathology in cyclophosphamide-induced cystitis (Sakthivel, S. K. *et al. J Immune Based Ther Vaccines* 2008, 6, 6). Similarly, blocking CXCL10 with an antibody reduced pathology in a rat model of rheumatoid arthritis (Mohan, K. & Issekutz, T. B. *J Immunol* 2007, 179, 8463). Similarly, in a murine model of inflammatory bowel disease, a blocking antibody against CXCL10 could prevent pathology in a therapeutic setting (Singh, U. P. *et al. J Interferon Cytokine Res* 2008, 28, 31). Further, experiments performed with tissue from CXCR3 deficient mice suggests a role for CXCR3 in celiac disease, another autoimmune type disorder (Lammers, K. M. *et al. Gastroenterology* 2008, 135, 194).
- 20 Inflammatory diseases that are associated with an elevated expression of the CXCR3 axis include chronic obstructive pulmonary disorder (COPD), asthma, sarcoidosis, atherosclerosis and myocarditis (Groom, J. R. & Luster, A. D. *Immunol Cell Biol* 2011, 89, 207; Groom, J. R. & Luster, A. D. *Exp Cell Res* 2011, 317, 620).

One study has shown that CXCR3 positive cells are increased in the lungs of smokers with COPD compared to healthy subjects and immunoreactivity for the CXCR3-ligand CXCL10 was present in the bronchiolar epithelium of smokers with COPD but not in the bronchiolar epithelium of smoking and nonsmoking control subjects (Saetta, M. *et al. Am J Respir Crit Care Med* 2002, 165, 1404). These findings suggest that the CXCR3 axis may be involved in the immune cell recruitment that occurs in peripheral airways of smokers with COPD. In agreement with these observations, a preclinical study of COPD revealed an attenuation of acute lung inflammation induced by cigarette smoke in CXCR3 deficient mice (Nie, L. *et al. Respir Res* 2008, 9, 82).

In one investigation of atherosclerosis, CXCR3 expression was found on all T cells within human atherosclerotic lesions. CXCR3 ligands CXCL9, CXCL10 and CXCL11 were all found in endothelial and smooth muscle cells associated with those lesions, suggesting that they are involved in the recruitment and retention of CXCR3 positive cells, particularly

activated T lymphocytes, observed within vascular wall lesions during atherogenesis (Mach, F. *et al.* J Clin Invest 1999, 104, 1041).

Preclinical studies further support a role of CXCR3 in the development of atherosclerosis. CXCR3 genetic deletion in mice lacking ApoE results in a significantly reduced  
5 atherosclerotic lesion development within abdominal aortas (Veillard, N. R. *et al.* Circulation 2005, 112, 870).

A pivotal role for the CXCR3 axis has also been suggested in rejection reactions after organ transplantation and bone marrow transplantation related toxicity (Groom, J. R. & Luster, A. D. Exp Cell Res 2011, 317, 620). Preclinically, CXCR3 deficient mice show a significant  
10 resistance to allograft rejection (Hancock, W. W. *et al.* J Exp Med 2000, 192, 1515).

CXCR3 ligand plasma concentrations also positively correlate with diverse liver pathologies, including liver cirrhosis and fibrosis in humans (Tacke, F., *et al.* Liver Int 2011, 31, 840).

In the field of oncology, blocking the CXCR3 axis has been proposed to help limit the metastatic spread of cancer cells. For instance, administration of the small molecule  
15 CXCR3 receptor antagonist AMG487 could limit the metastasis of tumor cells to the lungs (Pradelli, E. *et al.* Int J Cancer 2009, 125, 2586). Functional evidence for a role of CXCR3 in regulating B-cell chronic lymphocytic leukemia (CLL) was reported by Trentin and coworkers (Trentin, L. *et al.* J Clin Invest 1999, 104, 115).

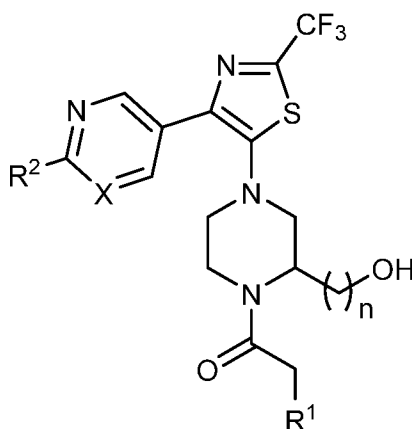
In the central nervous system, blocking the CXCR3 axis may have beneficial effects and  
20 prevent neurodegeneration. Increased expression of CXCL10 in the CNS has been demonstrated in ischemia, Alzheimer's disease, multiple sclerosis (MS), and human immunodeficiency virus (HIV)-encephalitis. For example, ex vivo experiments have shown that tissue derived from either CXCR3 or CXCL10 deficient mice, neuronal cell death was diminished after neurotoxic NMDA-treatment when compared to tissue derived from wild  
25 type mice (van Weering, H. R. *et al.* Hippocampus 2011, 21, 220). In a study looking to identify drug-like molecules that provide neuroprotection against HTT fragment-induced neurodegeneration in a model for Huntington's disease, two CXCR3 receptor antagonists were identified (Reinhart, P. H. *et al.* Neurobiol Dis 2011, 43, 248.)

4-Thiazolyl-piperidine derivatives as CXCR3 receptor modulators have been disclosed in  
30 WO 2007/064553 and WO 2007/070433.

Different 1-(Piperazin-1-yl)-2-heteroaryl-ethanone derivatives as CXCR3 receptor modulators have been disclosed in WO 2007/100610, WO 2010/126811, WO 2013/114332, WO 2015/011099, WO 2015/145322 and on a poster presentation (A. Prokopowicz *et al.*,  
35 *Optimization of a biaryl series of CXCR3 antagonists*, 244<sup>th</sup> ACS National Meeting, Philadelphia, US, August 19-23, 2012).

It has now been found that hydroxyalkyl-piperazine derivatives of Formula (I) are potent CXCR3 modulators which may be useful for the treatment of diseases that are mediated or sustained through the CXCR3 axis, including autoimmune disorders (e.g. rheumatoid arthritis, multiple sclerosis, inflammatory bowel disease, systemic lupus erythematosus, lupus nephritis, interstitial cystitis, celiac disease), inflammatory disorders (e.g. asthma, COPD, atherosclerosis, myocarditis, sarcoidosis), transplantation rejection, fibrosis (e.g. liver cirrhosis), neurodegeneration and conditions involving neuronal death (e.g. Alzheimer's disease, Huntington's disease), and cancer.

1) In a first embodiment, the present invention relates to compounds of Formula (I)



Formula (I)

wherein

**n** represents the integer 1 or 2;

**X** represents N or CH;

**R<sup>1</sup>** represents heteroaryl, wherein the heteroaryl is a 5- to 10-membered monocyclic or bicyclic aromatic ring containing 1, 2 or 3 heteroatoms independently selected from oxygen, nitrogen and sulphur (preferably nitrogen), and wherein the heteroaryl is independently unsubstituted or mono- or di-substituted, wherein the substituents are independently selected from the group consisting of (C<sub>1-4</sub>)alkyl; (C<sub>3-6</sub>)cycloalkyl; (C<sub>1-4</sub>)alkoxy; (C<sub>1-2</sub>)alkoxy-(C<sub>1-2</sub>)alkyl; (C<sub>1-2</sub>)alkyl-carbonyl; hydroxy-(C<sub>1-4</sub>)alkyl; halogen; (C<sub>1-2</sub>)fluoroalkyl; phenyl; and heteroaryl, wherein the heteroaryl is a 5- or 6-membered monocyclic aromatic ring containing 1, 2 or 3 heteroatoms independently selected from oxygen, nitrogen and sulphur (preferably oxygen and nitrogen), and wherein the heteroaryl is independently unsubstituted or mono-substituted with (C<sub>1-4</sub>)alkyl; and

**R<sup>2</sup>** represents (C<sub>3-6</sub>)cycloalkyl, (C<sub>1-4</sub>)alkoxy or (C<sub>1-2</sub>)fluoroalkyl;

and to the salts (in particular pharmaceutically acceptable salts) of such compounds.

Definitions provided herein are intended to apply uniformly to the compounds of Formulae (I), (I<sub>TA</sub>), (I<sub>St1</sub>) and (I<sub>St2</sub>) as defined in any one of embodiments 1) to 24), and, *mutatis*

*mutandis*, throughout the description and the claims unless an otherwise expressly set out definition provides a broader or narrower definition. It is well understood that a definition or preferred definition of a term defines and may replace the respective term independently of (and in combination with) any definition or preferred definition of any or all other terms as defined herein.

The compounds of Formula (I) as defined in any one of embodiments 1) to 24), may contain one or more stereogenic or asymmetric centers, such as one or more asymmetric carbon atoms. The compounds of Formula (I) may thus be present as mixtures of stereoisomers or in stereoisomerically enriched form, preferably as pure stereoisomers. Mixtures of stereoisomers may be separated in a manner known to a person skilled in the art.

The term "enriched", for example when used in the context of enantiomers, is understood in the context of the present invention to mean especially that the respective enantiomer is present in a ratio (*mutatis mutandis*: purity) of at least 70:30, and notably of at least 90:10 (*mutatis mutandis*: purity of 70% / 90%) with respect to the respective other enantiomer.

Preferably the term refers to the respective essentially pure enantiomer. The term "essentially", for example when used in a term such as "essentially pure" is understood in the context of the present invention to mean especially that the respective stereoisomer / composition / compound etc. consists in an amount of at least 90, especially of at least 95, and notably of at least 99 per cent by weight of the respective pure stereoisomer / composition / compound etc..

The term "halogen" means fluorine, chlorine, bromine or iodine. In case a "halogen" is a substituent to a "heteroaryl group" representing " $R^1$ ", the term "halogen" means preferably fluorine or chlorine, and more preferably fluorine.

The term "alkyl", used alone or in combination, refers to a straight or branched saturated hydrocarbon chain containing one to four carbon atoms. The term " $(C_{x-y})$ alkyl" (x and y each being an integer), refers to an alkyl group as defined before containing x to y carbon atoms. For example a  $(C_{1-4})$ alkyl group contains from one to four carbon atoms. Examples of  $(C_{1-4})$ alkyl groups are methyl, ethyl, *n*-propyl, *iso*-propyl, *n*-butyl, *iso*-butyl, *sec.*-butyl and *tert.*-butyl. Examples of  $(C_{1-3})$ alkyl groups are methyl, ethyl, *n*-propyl and *iso*-propyl. Examples of  $(C_{1-2})$ alkyl groups are methyl and ethyl. In case a " $(C_{x-y})$ alkyl" group is a substituent to a "heteroaryl group" representing " $R^1$ ", the term " $(C_{x-y})$ alkyl" means methyl, ethyl, *n*-propyl, *iso*-propyl, *n*-butyl, *iso*-butyl, *sec.*-butyl and *tert.*-butyl and preferably methyl, ethyl, *iso*-propyl and *tert.*-butyl. In case a " $(C_{x-y})$ alkyl" group is a substituent to a "heteroaryl group" being itself a substituent to a "heteroaryl group" representing " $R^1$ " (or in case a " $(C_{x-y})$ alkyl" group is a substituent to a "heteroaryl group" representing " $R^{1A}$ "), the term " $(C_{x-y})$ alkyl" means methyl, ethyl, *n*-propyl, *iso*-propyl, *n*-butyl, *iso*-butyl, *sec.*-butyl and *tert.*-butyl and preferably

methyl. In case  $R^{1A}$  represents "(C<sub>x-y</sub>)alkyl" the term means methyl, ethyl, *n*-propyl, *iso*-propyl, *n*-butyl, *iso*-butyl, *sec.*-butyl and *tert.*-butyl; preferably methyl, ethyl, *iso*-propyl and *tert.*-butyl; and more preferably methyl, ethyl and *iso*-propyl. In case  $R^{1B}$  represents "(C<sub>x-y</sub>)alkyl" the term means methyl, ethyl, *n*-propyl, *iso*-propyl, *n*-butyl, *iso*-butyl, *sec.*-butyl and *tert.*-butyl; preferably methyl and ethyl; and more preferably methyl.

The term "alkoxy", used alone or in combination, refers to an alkyl-O- group wherein the alkyl group is as defined before. The term "(C<sub>x-y</sub>)alkoxy" (x and y each being an integer) refers to an alkoxy group as defined before containing x to y carbon atoms. For example a (C<sub>1-4</sub>)alkoxy group means a group of the formula (C<sub>1-4</sub>)alkyl-O- in which the term "(C<sub>1-4</sub>)alkyl" has the previously given significance. Examples of (C<sub>1-4</sub>)alkoxy groups are methoxy, ethoxy, *n*-propoxy, *iso*-propoxy, *n*-butoxy, *iso*-butoxy, *sec.*-butoxy and *tert.*-butoxy. Examples of (C<sub>1-2</sub>)alkoxy groups are methoxy and ethoxy. In case a "(C<sub>x-y</sub>)alkoxy" group is a substituent to a "heteroaryl group" representing " $R^1$ ", the term "(C<sub>x-y</sub>)alkoxy" means methoxy, ethoxy, *n*-propoxy, *iso*-propoxy, *n*-butoxy, *iso*-butoxy, *sec.*-butoxy and *tert.*-butoxy and preferably methoxy. In case  $R^2$  represents "(C<sub>x-y</sub>)alkoxy" the term means methoxy, ethoxy, *n*-propoxy, *iso*-propoxy, *n*-butoxy, *iso*-butoxy, *sec.*-butoxy and *tert.*-butoxy and preferably ethoxy.

The term "hydroxy-(C<sub>1-4</sub>)alkyl", used alone or in combination, refers to an alkyl group as defined before containing from one to four carbon atoms in which one hydrogen atom has been replaced with hydroxy. Examples of said groups are hydroxy-methyl, 1-hydroxy-ethyl, 2-hydroxy-ethyl, 1-hydroxy-prop-1-yl, 2-hydroxy-prop-1-yl, 3-hydroxy-prop-1-yl, 1-hydroxy-prop-2-yl, 2-hydroxy-prop-2-yl, 1-hydroxy-but-1-yl, 2-hydroxy-but-1-yl, 3-hydroxy-but-1-yl, 4-hydroxy-but-1-yl, 1-hydroxy-but-2-yl, 2-hydroxy-but-2-yl, 3-hydroxy-but-2-yl, 4-hydroxy-but-2-yl, 1-hydroxy-2-methyl-prop-1-yl, 2-hydroxy-2-methyl-prop-1-yl, 3-hydroxy-2-methyl-prop-1-yl, and 2-hydroxy-1,1-dimethyl-eth-1-yl. In case a "hydroxy-(C<sub>1-4</sub>)alkyl" group is a substituent to a "heteroaryl group" representing " $R^1$ " (or in case " $R^{1A}$ " represents "hydroxy-(C<sub>1-4</sub>)alkyl"), the term "hydroxy-(C<sub>1-4</sub>)alkyl" means hydroxy-methyl, 1-hydroxy-ethyl, 2-hydroxy-ethyl, 1-hydroxy-prop-1-yl, 2-hydroxy-prop-1-yl, 3-hydroxy-prop-1-yl, 1-hydroxy-prop-2-yl, 2-hydroxy-prop-2-yl, 1-hydroxy-but-1-yl, 2-hydroxy-but-1-yl, 3-hydroxy-but-1-yl, 4-hydroxy-but-1-yl, 1-hydroxy-but-2-yl, 2-hydroxy-but-2-yl, 3-hydroxy-but-2-yl, 4-hydroxy-but-2-yl, 1-hydroxy-2-methyl-prop-1-yl, 2-hydroxy-2-methyl-prop-1-yl, 3-hydroxy-2-methyl-prop-1-yl, and 2-hydroxy-1,1-dimethyl-eth-1-yl. Preferred are hydroxy-methyl and 1-hydroxy-ethyl and more preferred is 1-hydroxy-ethyl.

The term "(C<sub>xa-ya</sub>)alkoxy-(C<sub>x-y</sub>)alkyl" (x, xa, y and ya each being an integer) refers to an alkyl group as defined before containing x to y carbon atoms wherein one hydrogen atom has been replaced with (C<sub>xa-ya</sub>)alkoxy as defined before containing xa to ya carbon atoms. For example a "(C<sub>1-2</sub>)alkoxy-(C<sub>1-2</sub>)alkyl group" refers to an (C<sub>1-2</sub>)alkyl group as defined before

containing one or two carbon atoms wherein one hydrogen atom has been replaced with (C<sub>1-2</sub>)alkoxy as defined before containing one or two carbon atoms. Examples of (C<sub>1-2</sub>)alkoxy-(C<sub>1-2</sub>)alkyl groups are methoxy-methyl, 1-methoxy-ethyl, 2-methoxy-ethyl, ethoxy-methyl, 1-ethoxy-ethyl and 2-ethoxy-ethyl. In case a "(C<sub>1-2</sub>)alkoxy-(C<sub>1-2</sub>)alkyl" group is a substituent to a "heteroaryl group" representing "R<sup>1</sup>" (or in case "R<sup>1A</sup>" represents "(C<sub>1-2</sub>)alkoxy-(C<sub>1-2</sub>)alkyl"), the term "(C<sub>1-2</sub>)alkoxy-(C<sub>1-2</sub>)alkyl" means methoxy-methyl, 1-methoxy-ethyl, 2-methoxy-ethyl, ethoxy-methyl, 1-ethoxy-ethyl and 2-ethoxy-ethyl and preferably methoxy-methyl.

The term "fluoroalkyl" refers to an alkyl group as defined before containing one or two carbon atoms in which one or more (and possibly all) hydrogen atoms have been replaced with fluorine. The term "(C<sub>x-y</sub>)fluoroalkyl" (x and y each being an integer) refers to a fluoroalkyl group as defined before containing x to y carbon atoms. For example a (C<sub>1-2</sub>)fluoroalkyl group contains one or two carbon atoms in which one to five hydrogen atoms have been replaced with fluorine. Representative examples of (C<sub>1-2</sub>)fluoroalkyl groups include fluoromethyl, difluoromethyl, trifluoromethyl, 1-fluoroethyl, 1,1-difluoroethyl, 2-fluoroethyl, 2,2-difluoroethyl, and 2,2,2-trifluoroethyl. In case a "(C<sub>x-y</sub>)fluoroalkyl" group is a substituent to a "heteroaryl group" representing "R<sup>1</sup>" (or in case "R<sup>1A</sup>" represents "(C<sub>x-y</sub>)fluoroalkyl"), the term "(C<sub>x-y</sub>)fluoroalkyl" means preferably fluoromethyl, difluoromethyl, trifluoromethyl, 1-fluoroethyl, 1,1-difluoroethyl, 2-fluoroethyl, 2,2-difluoroethyl, and 2,2,2-trifluoroethyl and more preferably difluoromethyl and trifluoromethyl. In case R<sup>2</sup> represents "(C<sub>x-y</sub>)fluoroalkyl" the term means preferably fluoromethyl, difluoromethyl, trifluoromethyl, 1-fluoroethyl, 1,1-difluoroethyl, 2-fluoroethyl, 2,2-difluoroethyl, and 2,2,2-trifluoroethyl and more preferably trifluoromethyl.

The term "(C<sub>x-y</sub>)alkyl-carbonyl" (x and y each being an integer) refers to an alkyl group as defined before containing x to y carbon atoms which is attached to the rest of the molecule via a carbonyl group. For example a (C<sub>1-2</sub>)alkyl-carbonyl group contains in the alkyl moiety one or two carbon atoms and is attached to the rest of the molecule via a carbonyl group. Examples of "(C<sub>1-2</sub>)alkyl-carbonyl" groups are methyl-carbonyl and ethyl-carbonyl. In case a "(C<sub>1-2</sub>)alkyl-carbonyl" group is a substituent to a "heteroaryl group" representing "R<sup>1</sup>" (or in case "R<sup>1A</sup>" represents "(C<sub>1-2</sub>)alkyl-carbonyl"), the term "(C<sub>1-2</sub>)alkyl-carbonyl" means methyl-carbonyl and ethyl-carbonyl and preferably methyl-carbonyl (acetyl).

The term "cycloalkyl", used alone or in combination, refers to a saturated carbocyclic ring containing three to six carbon atoms. The term "(C<sub>x-y</sub>)cycloalkyl" (x and y each being an integer), refers to a cycloalkyl group as defined before containing x to y carbon atoms. For example a (C<sub>3-6</sub>)cycloalkyl group contains from three to six carbon atoms. Examples of (C<sub>3-6</sub>)cycloalkyl groups are cyclopropyl, cyclobutyl, cyclopentyl, and cyclohexyl. In case a "(C<sub>3-6</sub>)cycloalkyl" group is a substituent to a "heteroaryl group" representing "R<sup>1</sup>" (or in case "R<sup>1A</sup>"

represents "(C<sub>3-6</sub>)cycloalkyl)", the term "(C<sub>3-6</sub>)cycloalkyl" means cyclopropyl, cyclobutyl, cyclopentyl and cyclohexyl, preferably cyclopropyl and cyclobutyl and more preferably cyclopropyl. In case "R<sup>2</sup>" represents "(C<sub>3-6</sub>)cycloalkyl" the term means cyclopropyl, cyclobutyl, cyclopentyl and cyclohexyl and preferably cyclopropyl.

5 The term "heteroaryl", used alone or in combination, refers to a heteroaryl-group as specifically defined which group may be unsubstituted or substituted as specifically defined. Examples of "heteroaryl groups, wherein the heteroaryl is a 5- to 10-membered monocyclic or bicyclic aromatic ring containing 1, 2 or 3 heteroatoms independently selected from oxygen, nitrogen and sulphur" are furanyl, oxazolyl, isoxazolyl, oxadiazolyl, thiophenyl, thiazolyl, isothiazolyl, thiadiazolyl, pyrrolyl, imidazolyl, pyrazolyl, triazolyl, pyridinyl, pyrimidinyl, pyridazinyl, pyrazinyl, triazinyl, indolyl, isoindolyl, benzofuranyl, isobenzofuranyl, benzothiophenyl, indazolyl, benzimidazolyl, benzoxazolyl, benzisoxazolyl, benzothiazolyl, benzisothiazolyl, benzotriazolyl, benzoxadiazolyl, benzothiadiazolyl, quinolinyl, isoquinolinyl, naphthyridinyl, cinnolinyl, quinazolinyl, quinoxalinyl, phthalazinyl, pyrrolopyridinyl, pyrazolopyridinyl, and imidazopyridinyl. In case of an heteroaryl group having a more restricted definition, the list of examples may be construed from the  
10 aforementioned list by taking the respective restrictions into account. For instance, examples of "heteroaryl groups, wherein the heteroaryl is a 5- or 6-membered monocyclic aromatic ring containing 1, 2 or 3 heteroatoms independently selected from oxygen, nitrogen and sulphur" are furanyl, oxazolyl, isoxazolyl, oxadiazolyl, thiophenyl, thiazolyl, isothiazolyl, thiadiazolyl, pyrrolyl, imidazolyl, pyrazolyl, triazolyl, pyridinyl, pyrimidinyl, pyridazinyl, pyrazinyl, and triazinyl. Preferred examples of "heteroaryl-groups" representing "R<sup>1</sup>" are pyrazolyl (notably pyrazol-1-yl), triazolyl (notably [1,2,4]triazol-1-yl), indolyl (notably indol-1-yl), benzimidazolyl (notably benzimidazol-1-yl) and imidazo[4,5-b]pyridinyl (notably imidazo[4,5-b]pyridin-3-yl) and most preferred is [1,2,4]triazol-1-yl; the heteroaryl group may be unsubstituted or substituted as specifically defined; preferred examples of "unsubstituted or substituted heteroaryl-groups" representing "R<sup>1</sup>" are 3-methyl-pyrazol-1-yl, 3-methyl-[1,2,4]triazol-1-yl, 3-ethyl-[1,2,4]triazol-1-yl, 3-isopropyl-[1,2,4]triazol-1-yl, 3-*tert.*-butyl-[1,2,4]triazol-1-yl, 3-cyclopropyl-[1,2,4]triazol-1-yl, 3-cyclobutyl-[1,2,4]triazol-1-yl, 3-methoxymethyl-[1,2,4]triazol-1-yl, 3-acetyl-[1,2,4]triazol-1-yl, 3-(1-hydroxy-ethyl)-[1,2,4]triazol-1-yl, 3-difluoromethyl-[1,2,4]triazol-1-yl, 3-trifluoromethyl-[1,2,4]triazol-1-yl, 3-phenyl-[1,2,4]triazol-1-yl, 3-(5-methyl-[1,2,4]oxadiazol-3-yl)-[1,2,4]triazol-1-yl, 3-(pyridin-2-yl)-[1,2,4]triazol-1-yl, 5-methyl-[1,2,4]triazol-1-yl, 5-ethyl-[1,2,4]triazol-1-yl, 3,5-dimethyl-[1,2,4]triazol-1-yl, 3-ethyl-5-methyl-[1,2,4]triazol-1-yl, 5-ethyl-3-methyl-[1,2,4]triazol-1-yl, 5-methoxy-indol-1-yl, 5-fluoro-indol-1-yl, benzimidazol-1-yl and imidazo[4,5-b]pyridin-3-yl.  
15 20 25 30 35 Further examples are 3-ethyl-pyrazol-1-yl and 3-cyclopropyl-pyrazol-1-yl. Preferred examples of "heteroaryl-groups" being a substituent to a heteroaryl group representing "R<sup>1</sup>"

(or of "heteroaryl-groups" representing "**R**<sup>1A</sup>") are oxadiazolyl (notably [1,2,4]oxadiazol-3-yl) and pyridinyl (notably pyridin-2-yl); the heteroaryl group may be unsubstituted or substituted as specifically defined; preferred examples of "unsubstituted or substituted heteroaryl-groups" being a substituent to a heteroaryl group representing "**R**<sup>1</sup>" (or of "unsubstituted or substituted heteroaryl-groups" representing "**R**<sup>1A</sup>") are 5-methyl-[1,2,4]oxadiazol-3-yl and pyridin-2-yl.

2) A further embodiment of the invention relates to compounds of Formula (I) according to embodiment 1), wherein

**n** represents the integer 1 or 2;

10 **X** represents N;

**R**<sup>1</sup> represents heteroaryl, wherein the heteroaryl is a 5- to 10-membered monocyclic or bicyclic aromatic ring containing 1, 2 or 3 nitrogen atoms, and wherein the heteroaryl is independently unsubstituted or mono- or di-substituted, wherein the substituents are independently selected from the group consisting of (C<sub>1-4</sub>)alkyl; (C<sub>3-6</sub>)cycloalkyl; (C<sub>1-4</sub>)alkoxy; (C<sub>1-2</sub>)alkoxy-(C<sub>1-2</sub>)alkyl; (C<sub>1-2</sub>)alkyl-carbonyl; hydroxy-(C<sub>1-4</sub>)alkyl; halogen; and (C<sub>1-2</sub>)fluoroalkyl; and

**R**<sup>2</sup> represents (C<sub>3-6</sub>)cycloalkyl, (C<sub>1-4</sub>)alkoxy or (C<sub>1-2</sub>)fluoroalkyl;

and to the salts (in particular pharmaceutically acceptable salts) of such compounds.

3) A further embodiment of the invention relates to compounds of Formula (I) according to embodiment 1), wherein

**n** represents the integer 1 or 2;

**X** represents N;

**R**<sup>1</sup> represents a 5-membered monocyclic heteroaryl group containing 2 or 3 nitrogen atoms which is independently mono- or di-substituted, wherein the substituents are independently selected from the group consisting of (C<sub>1-4</sub>)alkyl, (C<sub>3-6</sub>)cycloalkyl, (C<sub>1-2</sub>)alkoxy-(C<sub>1-2</sub>)alkyl, hydroxy-(C<sub>1-4</sub>)alkyl and (C<sub>1-2</sub>)fluoroalkyl; or a 9-membered bicyclic aromatic ring containing 1, 2 or 3 nitrogen atoms which is unsubstituted or mono-substituted with (C<sub>1-4</sub>)alkoxy or halogen; and

**R**<sup>2</sup> represents (C<sub>3-6</sub>)cycloalkyl, (C<sub>1-4</sub>)alkoxy or trifluoromethyl;

and to the salts (in particular pharmaceutically acceptable salts) of such compounds.

4) A further embodiment of the invention relates to compounds of Formula (I) according to any one of embodiments 1) to 3), wherein

**n** represents the integer 1;

and to the salts (in particular pharmaceutically acceptable salts) of such compounds.

5) A further embodiment of the invention relates to compounds of Formula (I) according to any one of embodiments 1) to 3), wherein

**n** represents the integer 2;

and to the salts (in particular pharmaceutically acceptable salts) of such compounds.

6) A further embodiment of the invention relates to compounds of Formula (I) according to any one of embodiments 1) to 5), wherein

**R<sup>1</sup>** represents a 5-membered monocyclic heteroaryl group containing 2 or 3 nitrogen atoms which is independently mono- or di-substituted, wherein the substituents are independently selected from the group consisting of (C<sub>1-4</sub>)alkyl, (C<sub>3-6</sub>)cycloalkyl and (C<sub>1-2</sub>)fluoroalkyl;

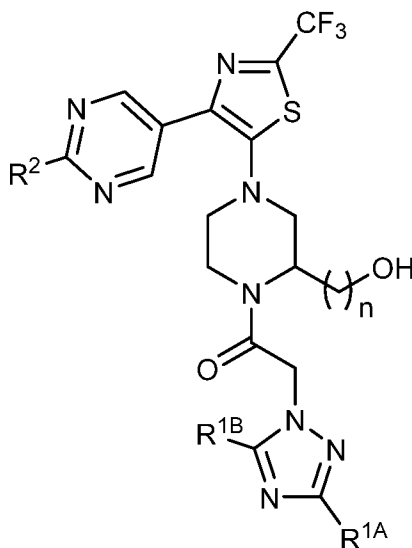
and to the salts (in particular pharmaceutically acceptable salts) of such compounds.

7) A further embodiment of the invention relates to compounds of Formula (I) according to any one of embodiments 1) to 6), wherein

**R<sup>2</sup>** represents trifluoromethyl;

and to the salts (in particular pharmaceutically acceptable salts) of such compounds.

8) A further embodiment of the invention relates to compounds of Formula (I) according to embodiment 1) which are also compounds of Formula (I<sub>TA</sub>)



Formula (I<sub>TA</sub>)

wherein

**n** represents the integer 1 or 2;

**R<sup>1A</sup>** represents hydrogen, (C<sub>1-4</sub>)alkyl, (C<sub>3-6</sub>)cycloalkyl, (C<sub>1-2</sub>)alkoxy-(C<sub>1-2</sub>)alkyl, (C<sub>1-2</sub>)alkyl-carbonyl, hydroxy-(C<sub>1-4</sub>)alkyl, (C<sub>1-2</sub>)fluoroalkyl, phenyl or heteroaryl, wherein the heteroaryl is a 5- or 6-membered monocyclic aromatic ring containing 1, 2 or 3 heteroatoms independently selected from oxygen, nitrogen and sulphur (preferably oxygen and nitrogen),

and wherein the heteroaryl is independently unsubstituted or mono-substituted with (C<sub>1-4</sub>)alkyl;

**R<sup>1B</sup>** represents hydrogen or (C<sub>1-4</sub>)alkyl; and

**R<sup>2</sup>** represents (C<sub>3-6</sub>)cycloalkyl, (C<sub>1-4</sub>)alkoxy or (C<sub>1-2</sub>)fluoroalkyl;

5 and to the salts (in particular pharmaceutically acceptable salts) of such compounds.

9) A further embodiment of the invention relates to compounds of Formula (I<sub>TA</sub>) according to embodiment 8), wherein

**n** represents the integer 1 or 2;

10 **R<sup>1A</sup>** represents (C<sub>1-4</sub>)alkyl, (C<sub>3-6</sub>)cycloalkyl, (C<sub>1-2</sub>)alkoxy-(C<sub>1-2</sub>)alkyl, (C<sub>1-2</sub>)alkyl-carbonyl, hydroxy-(C<sub>1-4</sub>)alkyl or (C<sub>1-2</sub>)fluoroalkyl; and **R<sup>1B</sup>** represents hydrogen or (C<sub>1-4</sub>)alkyl; or

**R<sup>1A</sup>** represents hydrogen and **R<sup>1B</sup>** represents (C<sub>1-4</sub>)alkyl;

and

**R<sup>2</sup>** represents (C<sub>3-6</sub>)cycloalkyl, (C<sub>1-4</sub>)alkoxy or (C<sub>1-2</sub>)fluoroalkyl;

and to the salts (in particular pharmaceutically acceptable salts) of such compounds.

15 10) A further embodiment of the invention relates to compounds of Formula (I<sub>TA</sub>) according to embodiment 8), wherein

**n** represents the integer 1 or 2;

**R<sup>1A</sup>** represents (C<sub>1-4</sub>)alkyl or (C<sub>3-6</sub>)cycloalkyl;

**R<sup>1B</sup>** represents hydrogen or (C<sub>1-4</sub>)alkyl; and

20 **R<sup>2</sup>** represents cyclopropyl, ethoxy or trifluoromethyl;

and to the salts (in particular pharmaceutically acceptable salts) of such compounds.

11) A further embodiment of the invention relates to compounds of Formula (I<sub>TA</sub>) according to any one of embodiments 8) to 10), wherein

**n** represents the integer 1;

25 and to the salts (in particular pharmaceutically acceptable salts) of such compounds.

12) A further embodiment of the invention relates to compounds of Formula (I<sub>TA</sub>) according to any one of embodiments 8) to 10), wherein

**n** represents the integer 2;

and to the salts (in particular pharmaceutically acceptable salts) of such compounds.

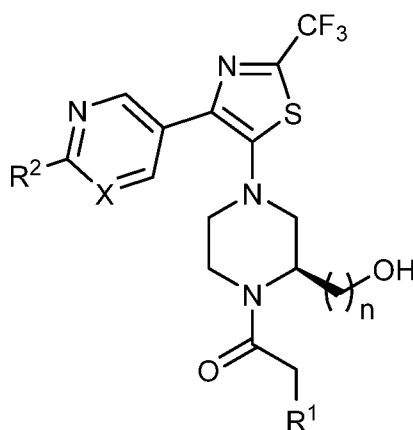
30 13) A further embodiment of the invention relates to compounds of Formula (I<sub>TA</sub>) according to any one of embodiments 8), 9), 11) or 12), wherein

**R<sup>1A</sup>** represents (C<sub>1-4</sub>)alkyl, (C<sub>3-6</sub>)cycloalkyl, (C<sub>1-2</sub>)alkoxy-(C<sub>1-2</sub>)alkyl, hydroxy-(C<sub>1-4</sub>)alkyl or (C<sub>1-2</sub>)fluoroalkyl;

and to the salts (in particular pharmaceutically acceptable salts) of such compounds.

- 14) A further embodiment of the invention relates to compounds of Formula (I<sub>TA</sub>) according to any one of embodiments 8), 9), 11) or 12), wherein  
**R<sup>1A</sup>** represents (C<sub>1-4</sub>)alkyl or (C<sub>3-6</sub>)cycloalkyl;  
and to the salts (in particular pharmaceutically acceptable salts) of such compounds.
- 5 15) A further embodiment of the invention relates to compounds of Formula (I<sub>TA</sub>) according to any one of embodiments 8) to 12), wherein  
**R<sup>1A</sup>** represents methyl, ethyl, *iso*-propyl or cyclopropyl;  
and to the salts (in particular pharmaceutically acceptable salts) of such compounds.
- 16) A further embodiment of the invention relates to compounds of Formula (I<sub>TA</sub>) according to any one of embodiments 8) to 15), wherein  
10 **R<sup>1B</sup>** represents hydrogen;  
and to the salts (in particular pharmaceutically acceptable salts) of such compounds.
- 17) A further embodiment of the invention relates to compounds of Formula (I<sub>TA</sub>) according to any one of embodiments 8) to 15), wherein  
15 **R<sup>1B</sup>** represents methyl;  
and to the salts (in particular pharmaceutically acceptable salts) of such compounds.
- 18) A further embodiment of the invention relates to compounds of Formula (I<sub>TA</sub>) according to any one of embodiments 8), 9) or 11) to 17), wherein  
**R<sup>2</sup>** represents (C<sub>1-4</sub>)alkoxy or (C<sub>1-2</sub>)fluoroalkyl;  
20 and to the salts (in particular pharmaceutically acceptable salts) of such compounds.
- 19) A further embodiment of the invention relates to compounds of Formula (I<sub>TA</sub>) according to any one of embodiments 8) to 17), wherein  
**R<sup>2</sup>** represents trifluoromethyl;  
and to the salts (in particular pharmaceutically acceptable salts) of such compounds.
- 25 20) A further embodiment of the invention relates to compounds according to any one of embodiments 1) to 19), wherein the absolute configuration of the stereogenic center is as depicted in formula (I<sub>St1</sub>)

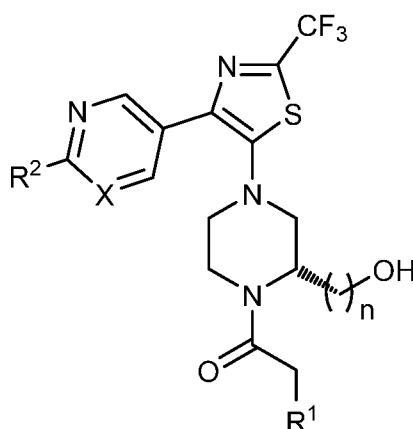
- 13 -



(Ist1)

and to the salts (in particular pharmaceutically acceptable salts) of such compounds.

- 21) A further embodiment of the invention relates to compounds according to any one of  
 5 embodiments 1) to 19), wherein the absolute configuration of the stereogenic center is as depicted in formula (Ist2)



(Ist2)

and to the salts (in particular pharmaceutically acceptable salts) of such compounds.

- 10 22) Examples of compounds of Formula (I) as defined in embodiment 1) are selected from the group consisting of:

2-(3-tert-Butyl-[1,2,4]triazol-1-yl)-1-{(S)-2-hydroxymethyl-4-[2-trifluoromethyl-4-(2-trifluoromethyl-pyrimidin-5-yl)-thiazol-5-yl]-piperazin-1-yl}-ethanone;

- 15 2-(3,5-Dimethyl-[1,2,4]triazol-1-yl)-1-{(S)-2-hydroxymethyl-4-[2-trifluoromethyl-4-(2-trifluoromethyl-pyrimidin-5-yl)-thiazol-5-yl]-piperazin-1-yl}-ethanone;

2-(3-Cyclopropyl-[1,2,4]triazol-1-yl)-1-{(S)-2-hydroxymethyl-4-[2-trifluoromethyl-4-(2-trifluoromethyl-pyrimidin-5-yl)-thiazol-5-yl]-piperazin-1-yl}-ethanone;

1-{(S)-2-Hydroxymethyl-4-[2-trifluoromethyl-4-(2-trifluoromethyl-pyrimidin-5-yl)-thiazol-5-yl]-piperazin-1-yl}-2-(3-isopropyl-[1,2,4]triazol-1-yl)-ethanone;

- 1-((S)-2-Hydroxymethyl-4-[2-trifluoromethyl-4-(2-trifluoromethyl-pyrimidin-5-yl)-thiazol-5-yl]-piperazin-1-yl)-2-(3-trifluoromethyl-[1,2,4]triazol-1-yl)-ethanone;  
1-((S)-4-[4-(2-Ethoxy-pyrimidin-5-yl)-2-trifluoromethyl-thiazol-5-yl]-2-hydroxymethyl-piperazin-1-yl)-2-(3-trifluoromethyl-[1,2,4]triazol-1-yl)-ethanone;
- 5 2-(3,5-Dimethyl-[1,2,4]triazol-1-yl)-1-((S)-4-[4-(2-ethoxy-pyrimidin-5-yl)-2-trifluoromethyl-thiazol-5-yl]-2-hydroxymethyl-piperazin-1-yl)-ethanone;  
1-((S)-4-[4-(2-Cyclopropyl-pyrimidin-5-yl)-2-trifluoromethyl-thiazol-5-yl]-2-hydroxymethyl-piperazin-1-yl)-2-(3,5-dimethyl-[1,2,4]triazol-1-yl)-ethanone;  
1-((S)-4-[4-(2-Cyclopropyl-pyrimidin-5-yl)-2-trifluoromethyl-thiazol-5-yl]-2-hydroxymethyl-
- 10 piperazin-1-yl)-2-(3-trifluoromethyl-[1,2,4]triazol-1-yl)-ethanone;  
1-((R)-2-Hydroxymethyl-4-[2-trifluoromethyl-4-(6-trifluoromethyl-pyridin-3-yl)-thiazol-5-yl]-piperazin-1-yl)-2-(3-isopropyl-[1,2,4]triazol-1-yl)-ethanone;  
1-((R)-2-Hydroxymethyl-4-[2-trifluoromethyl-4-(2-trifluoromethyl-pyrimidin-5-yl)-thiazol-5-yl]-piperazin-1-yl)-2-(3-isopropyl-[1,2,4]triazol-1-yl)-ethanone;
- 15 2-(3,5-Dimethyl-[1,2,4]triazol-1-yl)-1-((R)-2-hydroxymethyl-4-[2-trifluoromethyl-4-(2-trifluoromethyl-pyrimidin-5-yl)-thiazol-5-yl]-piperazin-1-yl)-ethanone;  
2-Benzimidazol-1-yl-1-((R)-2-hydroxymethyl-4-[2-trifluoromethyl-4-(2-trifluoromethyl-pyrimidin-5-yl)-thiazol-5-yl]-piperazin-1-yl)-ethanone;  
2-(5-Fluoro-indol-1-yl)-1-((R)-2-hydroxymethyl-4-[2-trifluoromethyl-4-(2-trifluoromethyl-
- 20 pyrimidin-5-yl)-thiazol-5-yl]-piperazin-1-yl)-ethanone;  
1-((R)-2-Hydroxymethyl-4-[2-trifluoromethyl-4-(2-trifluoromethyl-pyrimidin-5-yl)-thiazol-5-yl]-piperazin-1-yl)-2-(5-methoxy-indol-1-yl)-ethanone;  
1-((R)-2-Hydroxymethyl-4-[2-trifluoromethyl-4-(2-trifluoromethyl-pyrimidin-5-yl)-thiazol-5-yl]-piperazin-1-yl)-2-(3-methyl-[1,2,4]triazol-1-yl)-ethanone;
- 25 1-((R)-2-Hydroxymethyl-4-[2-trifluoromethyl-4-(2-trifluoromethyl-pyrimidin-5-yl)-thiazol-5-yl]-piperazin-1-yl)-2-(3-methoxymethyl-[1,2,4]triazol-1-yl)-ethanone;  
1-((R)-2-Hydroxymethyl-4-[2-trifluoromethyl-4-(2-trifluoromethyl-pyrimidin-5-yl)-thiazol-5-yl]-piperazin-1-yl)-2-[3-(5-methyl-[1,2,4]oxadiazol-3-yl)-[1,2,4]triazol-1-yl]-ethanone;  
1-((R)-2-Hydroxymethyl-4-[2-trifluoromethyl-4-(2-trifluoromethyl-pyrimidin-5-yl)-thiazol-5-yl]-
- 30 piperazin-1-yl)-2-(3-phenyl-[1,2,4]triazol-1-yl)-ethanone;  
2-(3-Acetyl-[1,2,4]triazol-1-yl)-1-((R)-2-hydroxymethyl-4-[2-trifluoromethyl-4-(2-trifluoromethyl-pyrimidin-5-yl)-thiazol-5-yl]-piperazin-1-yl)-ethanone;  
2-[3-(1-Hydroxy-ethyl)-[1,2,4]triazol-1-yl]-1-((R)-2-hydroxymethyl-4-[2-trifluoromethyl-4-(2-trifluoromethyl-pyrimidin-5-yl)-thiazol-5-yl]-piperazin-1-yl)-ethanone;
- 35 1-((R)-2-Hydroxymethyl-4-[2-trifluoromethyl-4-(2-trifluoromethyl-pyrimidin-5-yl)-thiazol-5-yl]-piperazin-1-yl)-2-(3-methyl-pyrazol-1-yl)-ethanone;

- 1-{{R}}-2-Hydroxymethyl-4-[2-trifluoromethyl-4-(2-trifluoromethyl-pyrimidin-5-yl)-thiazol-5-yl]-piperazin-1-yl}-2-(3-pyridin-2-yl-[1,2,4]triazol-1-yl)-ethanone;  
2-(3-Ethyl-5-methyl-[1,2,4]triazol-1-yl)-1-{{R}}-2-hydroxymethyl-4-[2-trifluoromethyl-4-(2-trifluoromethyl-pyrimidin-5-yl)-thiazol-5-yl]-piperazin-1-yl}-ethanone;
- 5 2-(5-Ethyl-3-methyl-[1,2,4]triazol-1-yl)-1-{{R}}-2-hydroxymethyl-4-[2-trifluoromethyl-4-(2-trifluoromethyl-pyrimidin-5-yl)-thiazol-5-yl]-piperazin-1-yl}-ethanone;  
1-{{R}}-2-Hydroxymethyl-4-[2-trifluoromethyl-4-(2-trifluoromethyl-pyrimidin-5-yl)-thiazol-5-yl]-piperazin-1-yl}-2-imidazo[4,5-b]pyridin-3-yl-ethanone;  
2-(3,5-Dimethyl-[1,2,4]triazol-1-yl)-1-{{R}}-2-(2-hydroxy-ethyl)-4-[2-trifluoromethyl-4-(2-
- 10 trifluoromethyl-pyrimidin-5-yl)-thiazol-5-yl]-piperazin-1-yl}-ethanone;  
1-{{R}}-2-(2-Hydroxy-ethyl)-4-[2-trifluoromethyl-4-(2-trifluoromethyl-pyrimidin-5-yl)-thiazol-5-yl]-piperazin-1-yl}-2-(3-trifluoromethyl-[1,2,4]triazol-1-yl)-ethanone;  
2-(3-Cyclobutyl-[1,2,4]triazol-1-yl)-1-{{R}}-2-(2-hydroxy-ethyl)-4-[2-trifluoromethyl-4-(2-trifluoromethyl-pyrimidin-5-yl)-thiazol-5-yl]-piperazin-1-yl}-ethanone;
- 15 2-(3-tert-Butyl-[1,2,4]triazol-1-yl)-1-{{R}}-2-(2-hydroxy-ethyl)-4-[2-trifluoromethyl-4-(2-trifluoromethyl-pyrimidin-5-yl)-thiazol-5-yl]-piperazin-1-yl}-ethanone;  
2-(3-Cyclopropyl-[1,2,4]triazol-1-yl)-1-{{R}}-2-(2-hydroxy-ethyl)-4-[2-trifluoromethyl-4-(2-trifluoromethyl-pyrimidin-5-yl)-thiazol-5-yl]-piperazin-1-yl}-ethanone;
- 20 2-(3-Ethyl-[1,2,4]triazol-1-yl)-1-{{R}}-2-(2-hydroxy-ethyl)-4-[2-trifluoromethyl-4-(2-trifluoromethyl-pyrimidin-5-yl)-thiazol-5-yl]-piperazin-1-yl}-ethanone;  
2-(5-Ethyl-[1,2,4]triazol-1-yl)-1-{{R}}-2-(2-hydroxy-ethyl)-4-[2-trifluoromethyl-4-(2-trifluoromethyl-pyrimidin-5-yl)-thiazol-5-yl]-piperazin-1-yl}-ethanone;  
1-{{R}}-2-(2-Hydroxy-ethyl)-4-[2-trifluoromethyl-4-(2-trifluoromethyl-pyrimidin-5-yl)-thiazol-5-yl]-piperazin-1-yl}-2-(3-isopropyl-[1,2,4]triazol-1-yl)-ethanone;
- 25 1-{{R}}-2-(2-Hydroxy-ethyl)-4-[2-trifluoromethyl-4-(2-trifluoromethyl-pyrimidin-5-yl)-thiazol-5-yl]-piperazin-1-yl}-2-(3-methyl-[1,2,4]triazol-1-yl)-ethanone;  
1-{{R}}-2-(2-Hydroxy-ethyl)-4-[2-trifluoromethyl-4-(2-trifluoromethyl-pyrimidin-5-yl)-thiazol-5-yl]-piperazin-1-yl}-2-(5-methyl-[1,2,4]triazol-1-yl)-ethanone;  
1-{{R}}-2-(2-Hydroxy-ethyl)-4-[2-trifluoromethyl-4-(2-trifluoromethyl-pyrimidin-5-yl)-thiazol-5-
- 30 yl]-piperazin-1-yl}-2-(3-methoxymethyl-[1,2,4]triazol-1-yl)-ethanone; and  
2-(3-Difluoromethyl-[1,2,4]triazol-1-yl)-1-{{R}}-2-hydroxymethyl-4-[2-trifluoromethyl-4-(2-trifluoromethyl-pyrimidin-5-yl)-thiazol-5-yl]-piperazin-1-yl}-ethanone;  
or salts (in particular pharmaceutically acceptable salts) of such compounds.

- 35 23) Further examples of compounds of Formula (I) as defined in embodiment 1) are selected from the group consisting of:

1-{(R)-2-(2-Hydroxy-ethyl)-4-[2-trifluoromethyl-4-(2-trifluoromethyl-pyrimidin-5-yl)-thiazol-5-yl]-piperazin-1-yl}-2-(3-methyl-pyrazol-1-yl)-ethanone;

2-(3-Ethyl-pyrazol-1-yl)-1-{(R)-2-(2-hydroxy-ethyl)-4-[2-trifluoromethyl-4-(2-trifluoromethyl-pyrimidin-5-yl)-thiazol-5-yl]-piperazin-1-yl}-ethanone;

5 2-(3-Cyclopropyl-pyrazol-1-yl)-1-{(R)-2-(2-hydroxy-ethyl)-4-[2-trifluoromethyl-4-(2-trifluoromethyl-pyrimidin-5-yl)-thiazol-5-yl]-piperazin-1-yl}-ethanone;

1-{(S)-2-Hydroxymethyl-4-[2-trifluoromethyl-4-(2-trifluoromethyl-pyrimidin-5-yl)-thiazol-5-yl]-piperazin-1-yl}-2-(3-methyl-pyrazol-1-yl)-ethanone;

10 2-(3-Ethyl-pyrazol-1-yl)-1-{(S)-2-hydroxymethyl-4-[2-trifluoromethyl-4-(2-trifluoromethyl-pyrimidin-5-yl)-thiazol-5-yl]-piperazin-1-yl}-ethanone; and

2-(3-Cyclopropyl-pyrazol-1-yl)-1-{(S)-2-hydroxymethyl-4-[2-trifluoromethyl-4-(2-trifluoromethyl-pyrimidin-5-yl)-thiazol-5-yl]-piperazin-1-yl}-ethanone;

or salts (in particular pharmaceutically acceptable salts) of such compounds.

24) The invention, thus, relates to compounds of the Formula (I) as defined in embodiment  
 15 1), compounds of the Formula (I<sub>TA</sub>) as defined in embodiment 8), compounds of the Formula (I<sub>St1</sub>) as defined in embodiment 20), compounds of the Formula (I<sub>St2</sub>) as defined in embodiment 21), and to such compounds further limited by the characteristics of any one of embodiments 2) to 7), 9) to 19), 22) and 23), all under consideration of their respective dependencies; to pharmaceutically acceptable salts thereof; and to the use of such  
 20 compounds as medicaments especially in the treatment of disorders relating to a dysfunction of the CXCR3 receptor or dysfunction of ligands signalling through CXCR3, such as especially autoimmune disorders, inflammatory diseases, infectious diseases, transplant rejection, fibrosis, neurodegenerative disorders and cancer. Especially the following embodiments relating to the compounds of formulae (I), (I<sub>TA</sub>), (I<sub>St1</sub>) and (I<sub>St2</sub>) are  
 25 thus possible and intended and herewith specifically disclosed in individualized form:

1, 2+1, 3+1, 4+1, 4+2+1, 4+3+1, 5+1, 5+2+1, 5+3+1, 6+1, 6+2+1, 6+3+1, 6+4+1, 6+4+2+1, 6+4+3+1, 6+5+1,  
 6+5+2+1, 6+5+3+1, 7+1, 7+2+1, 7+3+1, 7+4+1, 7+4+2+1, 7+4+3+1, 7+5+1, 7+5+2+1, 7+5+3+1, 7+6+1,  
 7+6+2+1, 7+6+3+1, 7+6+4+1, 7+6+4+2+1, 7+6+4+3+1, 7+6+5+1, 7+6+5+2+1, 7+6+5+3+1, 8+1, 9+8+1,  
 10+8+1, 11+8+1, 11+9+8+1, 11+10+8+1, 12+8+1, 12+9+8+1, 12+10+8+1, 13+8+1, 13+9+8+1, 13+11+8+1,  
 30 13+11+9+8+1, 13+11+10+8+1, 13+12+8+1, 13+12+9+8+1, 13+12+10+8+1, 14+8+1, 14+9+8+1, 14+11+8+1,  
 14+11+9+8+1, 14+11+10+8+1, 14+12+8+1, 14+12+9+8+1, 14+12+10+8+1, 15+8+1, 15+9+8+1, 15+10+8+1,  
 15+11+8+1, 15+11+9+8+1, 15+11+10+8+1, 15+12+8+1, 15+12+9+8+1, 15+12+10+8+1, 16+8+1, 16+9+8+1,  
 16+10+8+1, 16+11+8+1, 16+11+9+8+1, 16+11+10+8+1, 16+12+8+1, 16+12+9+8+1, 16+12+10+8+1,  
 16+13+8+1, 16+13+9+8+1, 16+13+11+8+1, 16+13+11+9+8+1, 16+13+11+10+8+1, 16+13+12+8+1,  
 35 16+13+12+9+8+1, 16+13+12+10+8+1, 16+14+8+1, 16+14+9+8+1, 16+14+11+8+1, 16+14+11+9+8+1,  
 16+14+11+10+8+1, 16+14+12+8+1, 16+14+12+9+8+1, 16+14+12+10+8+1, 16+15+8+1, 16+15+9+8+1,

16+15+10+8+1, 16+15+11+8+1, 16+15+11+9+8+1, 16+15+11+10+8+1, 16+15+12+8+1, 16+15+12+9+8+1,  
16+15+12+10+8+1, 17+8+1, 17+9+8+1, 17+10+8+1, 17+11+8+1, 17+11+9+8+1, 17+11+10+8+1, 17+12+8+1,  
17+12+9+8+1, 17+12+10+8+1, 17+13+8+1, 17+13+9+8+1, 17+13+11+8+1, 17+13+11+9+8+1, 17+13+11+  
10+8+1, 17+13+12+8+1, 17+13+12+9+8+1, 17+13+12+10+8+1, 17+14+8+1, 17+14+9+8+1, 17+14+11+8+1,  
5 17+14+11+9+8+1, 17+14+11+10+8+1, 17+14+12+8+1, 17+14+12+9+8+1, 17+14+12+10+8+1, 17+15+8+1,  
17+15+9+8+1, 17+15+10+8+1, 17+15+11+8+1, 17+15+11+9+8+1, 17+15+11+10+8+1, 17+15+12+8+1,  
17+15+12+9+8+1, 17+15+12+10+8+1, 18+8+1, 18+9+8+1, 18+11+8+1, 18+11+9+8+1, 18+11+10+8+1,  
18+12+8+1, 18+12+9+8+1, 18+12+10+8+1, 18+13+8+1, 18+13+9+8+1, 18+13+11+8+1, 18+13+11+9+8+1,  
18+13+11+10+8+1, 18+13+12+8+1, 18+13+12+9+8+1, 18+13+12+10+8+1, 18+14+8+1, 18+14+9+8+1,  
10 18+14+11+8+1, 18+14+11+9+8+1, 18+14+11+10+8+1, 18+14+12+8+1, 18+14+12+9+8+1, 18+14+12+10+8+1,  
18+15+8+1, 18+15+9+8+1, 18+15+10+8+1, 18+15+11+8+1, 18+15+11+9+8+1, 18+15+11+10+8+1,  
18+15+12+8+1, 18+15+12+9+8+1, 18+15+12+10+8+1, 18+16+8+1, 18+16+9+8+1, 18+16+10+8+1,  
18+16+11+8+1, 18+16+11+9+8+1, 18+16+11+10+8+1, 18+16+12+8+1, 18+16+12+9+8+1, 18+16+12+10+8+1,  
18+16+13+8+1, 18+16+13+9+8+1, 18+16+13+11+8+1, 18+16+13+11+9+8+1, 18+16+13+11+10+8+1,  
15 18+16+13+12+8+1, 18+16+13+12+9+8+1, 18+16+13+12+10+8+1, 18+16+14+8+1, 18+16+14+9+8+1,  
18+16+14+11+8+1, 18+16+14+11+9+8+1, 18+16+14+11+10+8+1, 18+16+14+12+8+1, 18+16+14+12+9+8+1,  
18+16+14+12+10+8+1, 18+16+15+8+1, 18+16+15+9+8+1, 18+16+15+10+8+1, 18+16+15+11+8+1, 18+16+  
15+11+9+8+1, 18+16+15+11+10+8+1, 18+16+15+12+8+1, 18+16+15+12+9+8+1, 18+16+15+12+10+8+1,  
18+17+8+1, 18+17+9+8+1, 18+17+10+8+1, 18+17+11+8+1, 18+17+11+9+8+1, 18+17+11+10+8+1,  
20 18+17+12+8+1, 18+17+12+9+8+1, 18+17+12+10+8+1, 18+17+13+8+1, 18+17+13+9+8+1, 18+17+13+11+8+1,  
18+17+13+11+9+8+1, 18+17+13+11+10+8+1, 18+17+13+12+8+1, 18+17+13+12+9+8+1, 18+17+13+12+  
10+8+1, 18+17+14+8+1, 18+17+14+9+8+1, 18+17+14+11+8+1, 18+17+14+11+9+8+1, 18+17+14+11+10+8+1,  
18+17+14+12+8+1, 18+17+14+12+9+8+1, 18+17+14+12+10+8+1, 18+17+15+8+1, 18+17+15+9+8+1,  
18+17+15+10+8+1, 18+17+15+11+8+1, 18+17+15+11+9+8+1, 18+17+15+11+10+8+1, 18+17+15+12+8+1,  
25 18+17+15+12+9+8+1, 18+17+15+12+10+8+1, 19+8+1, 19+9+8+1, 19+10+8+1, 19+11+8+1, 19+11+9+8+1,  
19+11+10+8+1, 19+12+8+1, 19+12+9+8+1, 19+12+10+8+1, 19+13+8+1, 19+13+9+8+1, 19+13+11+8+1,  
19+13+11+9+8+1, 19+13+11+10+8+1, 19+13+12+8+1, 19+13+12+9+8+1, 19+13+12+10+8+1, 19+14+8+1,  
19+14+9+8+1, 19+14+11+8+1, 19+14+11+9+8+1, 19+14+11+10+8+1, 19+14+12+8+1, 19+14+12+9+8+1,  
19+14+12+10+8+1, 19+15+8+1, 19+15+9+8+1, 19+15+10+8+1, 19+15+11+8+1, 19+15+11+9+8+1,  
30 19+15+11+10+8+1, 19+15+12+8+1, 19+15+12+9+8+1, 19+15+12+10+8+1, 19+16+8+1, 19+16+9+8+1,  
19+16+10+8+1, 19+16+11+8+1, 19+16+11+9+8+1, 19+16+11+10+8+1, 19+16+12+8+1, 19+16+12+9+8+1,  
19+16+12+10+8+1, 19+16+13+8+1, 19+16+13+9+8+1, 19+16+13+11+8+1, 19+16+13+11+9+8+1,  
19+16+13+11+10+8+1, 19+16+13+12+8+1, 19+16+13+12+9+8+1, 19+16+13+12+10+8+1, 19+16+14+8+1,  
19+16+14+9+8+1, 19+16+14+11+8+1, 19+16+14+11+9+8+1, 19+16+14+11+10+8+1, 19+16+14+12+8+1,  
35 19+16+14+12+9+8+1, 19+16+14+12+10+8+1, 19+16+15+8+1, 19+16+15+9+8+1, 19+16+15+10+8+1,  
19+16+15+11+8+1, 19+16+15+11+9+8+1, 19+16+15+11+10+8+1, 19+16+15+12+8+1, 19+16+15+12+9+8+1,  
19+16+15+12+10+8+1, 19+17+8+1, 19+17+9+8+1, 19+17+10+8+1, 19+17+11+8+1, 19+17+11+9+8+1,

19+17+11+10+8+1, 19+17+12+8+1, 19+17+12+9+8+1, 19+17+12+10+8+1, 19+17+13+8+1, 19+17+13+9+8+1,  
19+17+13+11+8+1, 19+17+13+11+9+8+1, 19+17+13+11+10+8+1, 19+17+13+12+8+1, 19+17+13+12+9+8+1,  
19+17+13+12+10+8+1, 19+17+14+8+1, 19+17+14+9+8+1, 19+17+14+11+8+1, 19+17+14+11+9+8+1,  
19+17+14+11+10+8+1, 19+17+14+12+8+1, 19+17+14+12+9+8+1, 19+17+14+12+10+8+1, 19+17+15+8+1,  
5 19+17+15+9+8+1, 19+17+15+10+8+1, 19+17+15+11+8+1, 19+17+15+11+9+8+1, 19+17+15+11+10+8+1,  
19+17+15+12+8+1, 19+17+15+12+9+8+1, 19+17+15+12+10+8+1, 20+1, 20+2+1, 20+3+1, 20+4+1, 20+4+2+1,  
20+4+3+1, 20+5+1, 20+5+2+1, 20+5+3+1, 20+6+1, 20+6+2+1, 20+6+3+1, 20+6+4+1, 20+6+4+2+1,  
20+6+4+3+1, 20+6+5+1, 20+6+5+2+1, 20+6+5+3+1, 20+7+1, 20+7+2+1, 20+7+3+1, 20+7+4+1, 20+7+4+2+1,  
20+7+4+3+1, 20+7+5+1, 20+7+5+2+1, 20+7+5+3+1, 20+7+6+1, 20+7+6+2+1, 20+7+6+3+1, 20+7+6+4+1,  
10 20+7+6+4+2+1, 20+7+6+4+3+1, 20+7+6+5+1, 20+7+6+5+2+1, 20+7+6+5+3+1, 20+8+1, 20+9+8+1,  
20+10+8+1, 20+11+8+1, 20+11+9+8+1, 20+11+10+8+1, 20+12+8+1, 20+12+9+8+1, 20+12+10+8+1,  
20+13+8+1, 20+13+9+8+1, 20+13+11+8+1, 20+13+11+9+8+1, 20+13+11+10+8+1, 20+13+12+8+1,  
20+13+12+9+8+1, 20+13+12+10+8+1, 20+14+8+1, 20+14+9+8+1, 20+14+11+8+1, 20+14+11+9+8+1,  
20+14+11+10+8+1, 20+14+12+8+1, 20+14+12+9+8+1, 20+14+12+10+8+1, 20+15+8+1, 20+15+9+8+1,  
15 20+15+10+8+1, 20+15+11+8+1, 20+15+11+9+8+1, 20+15+11+10+8+1, 20+15+12+8+1, 20+15+12+9+8+1,  
20+15+12+10+8+1, 20+16+8+1, 20+16+9+8+1, 20+16+10+8+1, 20+16+11+8+1, 20+16+11+9+8+1,  
20+16+11+10+8+1, 20+16+12+8+1, 20+16+12+9+8+1, 20+16+12+10+8+1, 20+16+13+8+1, 20+16+13+9+8+1,  
20+16+13+11+8+1, 20+16+13+11+9+8+1, 20+16+13+11+10+8+1, 20+16+13+12+8+1, 20+16+13+12+9+8+1,  
20+16+13+12+10+8+1, 20+16+14+8+1, 20+16+14+9+8+1, 20+16+14+11+8+1, 20+16+14+11+9+8+1,  
20 20+16+14+11+10+8+1, 20+16+14+12+8+1, 20+16+14+12+9+8+1, 20+16+14+12+10+8+1, 20+16+15+8+1,  
20+16+15+9+8+1, 20+16+15+10+8+1, 20+16+15+11+8+1, 20+16+15+11+9+8+1, 20+16+15+11+10+8+1,  
20+16+15+12+8+1, 20+16+15+12+9+8+1, 20+16+15+12+10+8+1, 20+17+8+1, 20+17+9+8+1, 20+17+10+8+1,  
20+17+11+8+1, 20+17+11+9+8+1, 20+17+11+10+8+1, 20+17+12+8+1, 20+17+12+9+8+1, 20+17+12+10+8+1,  
20+17+13+8+1, 20+17+13+9+8+1, 20+17+13+11+8+1, 20+17+13+11+9+8+1, 20+17+13+11+10+8+1,  
25 20+17+13+12+8+1, 20+17+13+12+9+8+1, 20+17+13+12+10+8+1, 20+17+14+8+1, 20+17+14+9+8+1,  
20+17+14+11+8+1, 20+17+14+11+9+8+1, 20+17+14+11+10+8+1, 20+17+14+12+8+1, 20+17+14+12+9+8+1,  
20+17+14+12+10+8+1, 20+17+15+8+1, 20+17+15+9+8+1, 20+17+15+10+8+1, 20+17+15+11+8+1,  
20+17+15+11+9+8+1, 20+17+15+11+10+8+1, 20+17+15+12+8+1, 20+17+15+12+9+8+1, 20+17+15+12+  
10+8+1, 20+18+8+1, 20+18+9+8+1, 20+18+11+8+1, 20+18+11+9+8+1, 20+18+11+10+8+1, 20+18+12+8+1,  
30 20+18+12+9+8+1, 20+18+12+10+8+1, 20+18+13+8+1, 20+18+13+9+8+1, 20+18+13+11+8+1, 20+18+  
13+11+9+8+1, 20+18+13+11+10+8+1, 20+18+13+12+8+1, 20+18+13+12+9+8+1, 20+18+13+12+10+8+1,  
20+18+14+8+1, 20+18+14+9+8+1, 20+18+14+11+8+1, 20+18+14+11+9+8+1, 20+18+14+11+10+8+1,  
20+18+14+12+8+1, 20+18+14+12+9+8+1, 20+18+14+12+10+8+1, 20+18+15+8+1, 20+18+15+9+8+1,  
20+18+15+10+8+1, 20+18+15+11+8+1, 20+18+15+11+9+8+1, 20+18+15+11+10+8+1, 20+18+15+12+8+1,  
35 20+18+15+12+9+8+1, 20+18+15+12+10+8+1, 20+18+16+8+1, 20+18+16+9+8+1, 20+18+16+10+8+1,  
20+18+16+11+8+1, 20+18+16+11+9+8+1, 20+18+16+11+10+8+1, 20+18+16+12+8+1, 20+18+16+12+9+8+1,  
20+18+16+12+10+8+1, 20+18+16+13+8+1, 20+18+16+13+9+8+1, 20+18+16+13+11+8+1, 20+18+16+13+

11+9+8+1, 20+18+16+13+11+10+8+1, 20+18+16+13+12+8+1, 20+18+16+13+12+9+8+1, 20+18+16+13+12+10+8+1, 20+18+16+14+8+1, 20+18+16+14+9+8+1, 20+18+16+14+11+8+1, 20+18+16+14+11+9+8+1, 20+18+16+14+11+10+8+1, 20+18+16+14+12+8+1, 20+18+16+14+12+9+8+1, 20+18+16+14+12+10+8+1, 20+18+16+15+8+1, 20+18+16+15+9+8+1, 20+18+16+15+10+8+1, 20+18+16+15+11+8+1, 20+18+16+15+11+9+8+1, 20+18+16+15+11+10+8+1, 20+18+16+15+12+8+1, 20+18+16+15+12+9+8+1, 20+18+16+15+12+10+8+1, 20+18+17+8+1, 20+18+17+9+8+1, 20+18+17+10+8+1, 20+18+17+11+8+1, 20+18+17+11+9+8+1, 20+18+17+11+10+8+1, 20+18+17+12+8+1, 20+18+17+12+9+8+1, 20+18+17+12+10+8+1, 20+18+17+13+8+1, 20+18+17+13+9+8+1, 20+18+17+13+11+8+1, 20+18+17+13+11+9+8+1, 20+18+17+13+11+10+8+1, 20+18+17+13+12+8+1, 20+18+17+13+12+9+8+1, 20+18+17+13+12+10+8+1, 20+18+17+14+8+1, 20+18+17+14+9+8+1, 20+18+17+14+11+8+1, 20+18+17+14+11+9+8+1, 20+18+17+14+11+10+8+1, 20+18+17+14+12+8+1, 20+18+17+14+12+9+8+1, 20+18+17+14+12+10+8+1, 20+18+17+15+8+1, 20+18+17+15+9+8+1, 20+18+17+15+10+8+1, 20+18+17+15+11+8+1, 20+18+17+15+11+9+8+1, 20+18+17+15+11+10+8+1, 20+18+17+15+12+8+1, 20+18+17+15+12+9+8+1, 20+18+17+15+12+10+8+1, 20+19+8+1, 20+19+9+8+1, 20+19+10+8+1, 20+19+11+8+1, 20+19+11+9+8+1, 20+19+11+10+8+1, 20+19+12+8+1, 20+19+12+9+8+1, 20+19+12+10+8+1, 20+19+13+8+1, 20+19+13+9+8+1, 20+19+13+11+8+1, 20+19+13+11+9+8+1, 20+19+13+11+10+8+1, 20+19+13+12+8+1, 20+19+13+12+9+8+1, 20+19+13+12+10+8+1, 20+19+14+8+1, 20+19+14+9+8+1, 20+19+14+11+8+1, 20+19+14+11+9+8+1, 20+19+14+11+10+8+1, 20+19+14+12+8+1, 20+19+14+12+9+8+1, 20+19+14+12+10+8+1, 20+19+15+8+1, 20+19+15+9+8+1, 20+19+15+10+8+1, 20+19+15+11+8+1, 20+19+15+11+9+8+1, 20+19+15+11+10+8+1, 20+19+15+12+8+1, 20+19+15+12+9+8+1, 20+19+15+12+10+8+1, 20+19+16+8+1, 20+19+16+9+8+1, 20+19+16+10+8+1, 20+19+16+11+8+1, 20+19+16+11+9+8+1, 20+19+16+11+10+8+1, 20+19+16+12+8+1, 20+19+16+12+9+8+1, 20+19+16+12+10+8+1, 20+19+16+13+8+1, 20+19+16+13+9+8+1, 20+19+16+13+11+8+1, 20+19+16+13+11+9+8+1, 20+19+16+13+11+10+8+1, 20+19+16+13+12+8+1, 20+19+16+13+12+9+8+1, 20+19+16+13+12+10+8+1, 20+19+16+14+8+1, 20+19+16+14+9+8+1, 20+19+16+14+11+8+1, 20+19+16+14+11+9+8+1, 20+19+16+14+11+10+8+1, 20+19+16+14+12+8+1, 20+19+16+14+12+9+8+1, 20+19+16+14+12+10+8+1, 20+19+16+15+8+1, 20+19+16+15+9+8+1, 20+19+16+15+10+8+1, 20+19+16+15+11+8+1, 20+19+16+15+11+9+8+1, 20+19+16+15+11+10+8+1, 20+19+16+15+12+8+1, 20+19+16+15+12+9+8+1, 20+19+16+15+12+10+8+1, 20+19+17+8+1, 20+19+17+9+8+1, 20+19+17+10+8+1, 20+19+17+11+8+1, 20+19+17+11+9+8+1, 20+19+17+11+10+8+1, 20+19+17+12+8+1, 20+19+17+12+9+8+1, 20+19+17+12+10+8+1, 20+19+17+13+8+1, 20+19+17+13+9+8+1, 20+19+17+13+11+8+1, 20+19+17+13+11+9+8+1, 20+19+17+13+11+10+8+1, 20+19+17+13+12+8+1, 20+19+17+13+12+9+8+1, 20+19+17+13+12+10+8+1, 20+19+17+14+8+1, 20+19+17+14+9+8+1, 20+19+17+14+11+8+1, 20+19+17+14+11+9+8+1, 20+19+17+14+11+10+8+1, 20+19+17+14+12+8+1, 20+19+17+14+12+9+8+1, 20+19+17+14+12+10+8+1, 20+19+17+15+8+1, 20+19+17+15+9+8+1, 20+19+17+15+10+8+1, 20+19+17+15+11+8+1, 20+19+17+15+11+9+8+1, 20+19+17+15+11+10+8+1, 20+19+17+15+12+8+1, 20+19+17+15+12+9+8+1, 20+19+17+15+12+10+8+1, 20+19+17+15+12+10+8+1, 21+1, 21+2+1, 21+3+1, 21+4+1, 21+4+2+1, 21+4+3+1, 21+5+1, 21+5+2+1, 21+5+3+1, 21+6+1, 21+6+2+1, 21+6+3+1, 21+6+4+1, 21+6+4+2+1, 21+6+4+3+1, 21+6+5+1, 21+6+5+2+1, 21+6+5+3+1, 21+7+1, 21+7+2+1,

21+7+3+1, 21+7+4+1, 21+7+4+2+1, 21+7+4+3+1, 21+7+5+1, 21+7+5+2+1, 21+7+5+3+1, 21+7+6+1,  
 21+7+6+2+1, 21+7+6+3+1, 21+7+6+4+1, 21+7+6+4+2+1, 21+7+6+4+3+1, 21+7+6+5+1, 21+7+6+5+2+1,  
 21+7+6+5+3+1, 21+8+1, 21+9+8+1, 21+10+8+1, 21+11+8+1, 21+11+9+8+1, 21+11+10+8+1, 21+12+8+1,  
 21+12+9+8+1, 21+12+10+8+1, 21+13+8+1, 21+13+9+8+1, 21+13+11+8+1, 21+13+11+9+8+1,  
 5 21+13+11+10+8+1, 21+13+12+8+1, 21+13+12+9+8+1, 21+13+12+10+8+1, 21+14+8+1, 21+14+9+8+1,  
 21+14+11+8+1, 21+14+11+9+8+1, 21+14+11+10+8+1, 21+14+12+8+1, 21+14+12+9+8+1, 21+14+12+10+8+1,  
 21+15+8+1, 21+15+9+8+1, 21+15+10+8+1, 21+15+11+8+1, 21+15+11+9+8+1, 21+15+11+10+8+1,  
 21+15+12+8+1, 21+15+12+9+8+1, 21+15+12+10+8+1, 21+16+8+1, 21+16+9+8+1, 21+16+10+8+1,  
 21+16+11+8+1, 21+16+11+9+8+1, 21+16+11+10+8+1, 21+16+12+8+1, 21+16+12+9+8+1, 21+16+12+10+8+1,  
 10 21+16+13+8+1, 21+16+13+9+8+1, 21+16+13+11+8+1, 21+16+13+11+9+8+1, 21+16+13+11+10+8+1,  
 21+16+13+12+8+1, 21+16+13+12+9+8+1, 21+16+13+12+10+8+1, 21+16+14+8+1, 21+16+14+9+8+1,  
 21+16+14+11+8+1, 21+16+14+11+9+8+1, 21+16+14+11+10+8+1, 21+16+14+12+8+1, 21+16+14+12+9+8+1,  
 21+16+14+12+10+8+1, 21+16+15+8+1, 21+16+15+9+8+1, 21+16+15+10+8+1, 21+16+15+11+8+1,  
 21+16+15+11+9+8+1, 21+16+15+11+10+8+1, 21+16+15+12+8+1, 21+16+15+12+9+8+1,  
 15 21+16+15+12+10+8+1, 21+17+8+1, 21+17+9+8+1, 21+17+10+8+1, 21+17+11+8+1, 21+17+11+9+8+1,  
 21+17+11+10+8+1, 21+17+12+8+1, 21+17+12+9+8+1, 21+17+12+10+8+1, 21+17+13+8+1, 21+17+13+9+8+1,  
 21+17+13+11+8+1, 21+17+13+11+9+8+1, 21+17+13+11+10+8+1, 21+17+13+12+8+1, 21+17+13+12+9+8+1,  
 21+17+13+12+10+8+1, 21+17+14+8+1, 21+17+14+9+8+1, 21+17+14+11+8+1, 21+17+14+11+9+8+1,  
 21+17+14+11+10+8+1, 21+17+14+12+8+1, 21+17+14+12+9+8+1, 21+17+14+12+10+8+1, 21+17+15+8+1,  
 20 21+17+15+9+8+1, 21+17+15+10+8+1, 21+17+15+11+8+1, 21+17+15+11+9+8+1, 21+17+15+11+10+8+1,  
 21+17+15+12+8+1, 21+17+15+12+9+8+1, 21+17+15+12+10+8+1, 21+18+8+1, 21+18+9+8+1, 21+18+11+8+1,  
 21+18+11+9+8+1, 21+18+11+10+8+1, 21+18+12+8+1, 21+18+12+9+8+1, 21+18+12+10+8+1, 21+18+13+8+1,  
 21+18+13+9+8+1, 21+18+13+11+8+1, 21+18+13+11+9+8+1, 21+18+13+11+10+8+1, 21+18+13+12+8+1,  
 21+18+13+12+9+8+1, 21+18+13+12+10+8+1, 21+18+14+8+1, 21+18+14+9+8+1, 21+18+14+11+8+1, 21+18+  
 25 14+11+9+8+1, 21+18+14+11+10+8+1, 21+18+14+12+8+1, 21+18+14+12+9+8+1, 21+18+14+12+10+8+1,  
 21+18+15+8+1, 21+18+15+9+8+1, 21+18+15+10+8+1, 21+18+15+11+8+1, 21+18+15+11+9+8+1,  
 21+18+15+11+10+8+1, 21+18+15+12+8+1, 21+18+15+12+9+8+1, 21+18+15+12+10+8+1, 21+18+16+8+1,  
 21+18+16+9+8+1, 21+18+16+10+8+1, 21+18+16+11+8+1, 21+18+16+11+9+8+1, 21+18+16+11+10+8+1,  
 21+18+16+12+8+1, 21+18+16+12+9+8+1, 21+18+16+12+10+8+1, 21+18+16+13+8+1, 21+18+16+13+9+8+1,  
 30 21+18+16+13+11+8+1, 21+18+16+13+11+9+8+1, 21+18+16+13+11+10+8+1, 21+18+16+13+12+8+1, 21+18+  
 16+13+12+9+8+1, 21+18+16+13+12+10+8+1, 21+18+16+14+8+1, 21+18+16+14+9+8+1, 21+18+16+14+11+  
 8+1, 21+18+16+14+11+9+8+1, 21+18+16+14+11+10+8+1, 21+18+16+14+12+8+1, 21+18+16+14+12+9+8+1,  
 21+18+16+14+12+10+8+1, 21+18+16+15+8+1, 21+18+16+15+9+8+1, 21+18+16+15+10+8+1, 21+18+16+15+  
 11+8+1, 21+18+16+15+11+9+8+1, 21+18+16+15+11+10+8+1, 21+18+16+15+12+8+1, 21+18+16+15+12+9+  
 35 8+1, 21+18+16+15+12+10+8+1, 21+18+17+8+1, 21+18+17+9+8+1, 21+18+17+10+8+1, 21+18+17+11+8+1,  
 21+18+17+11+9+8+1, 21+18+17+11+10+8+1, 21+18+17+12+8+1, 21+18+17+12+9+8+1, 21+18+17+12+10+  
 8+1, 21+18+17+13+8+1, 21+18+17+13+9+8+1, 21+18+17+13+11+8+1, 21+18+17+13+11+9+8+1,

21+18+17+13+11+10+8+1, 21+18+17+13+12+8+1, 21+18+17+13+12+9+8+1, 21+18+17+13+12+10+8+1,  
 21+18+17+14+8+1, 21+18+17+14+9+8+1, 21+18+17+14+11+8+1, 21+18+17+14+11+9+8+1, 21+18+17+14+  
 11+10+8+1, 21+18+17+14+12+8+1, 21+18+17+14+12+9+8+1, 21+18+17+14+12+10+8+1, 21+18+17+15+8+1,  
 21+18+17+15+9+8+1, 21+18+17+15+10+8+1, 21+18+17+15+11+8+1, 21+18+17+15+11+9+8+1,  
 5 21+18+17+15+11+10+8+1, 21+18+17+15+12+8+1, 21+18+17+15+12+9+8+1, 21+18+17+15+12+10+8+1,  
 21+19+8+1, 21+19+9+8+1, 21+19+10+8+1, 21+19+11+8+1, 21+19+11+9+8+1, 21+19+11+10+8+1,  
 21+19+12+8+1, 21+19+12+9+8+1, 21+19+12+10+8+1, 21+19+13+8+1, 21+19+13+9+8+1, 21+19+13+11+8+1,  
 21+19+13+11+9+8+1, 21+19+13+11+10+8+1, 21+19+13+12+8+1, 21+19+13+12+9+8+1, 21+19+13+12+10+  
 8+1, 21+19+14+8+1, 21+19+14+9+8+1, 21+19+14+11+8+1, 21+19+14+11+9+8+1, 21+19+14+11+10+8+1,  
 10 21+19+14+12+8+1, 21+19+14+12+9+8+1, 21+19+14+12+10+8+1, 21+19+15+8+1, 21+19+15+9+8+1,  
 21+19+15+10+8+1, 21+19+15+11+8+1, 21+19+15+11+9+8+1, 21+19+15+11+10+8+1, 21+19+15+12+8+1,  
 21+19+15+12+9+8+1, 21+19+15+12+10+8+1, 21+19+16+8+1, 21+19+16+9+8+1, 21+19+16+10+8+1,  
 21+19+16+11+8+1, 21+19+16+11+9+8+1, 21+19+16+11+10+8+1, 21+19+16+12+8+1, 21+19+16+12+9+8+1,  
 21+19+16+12+10+8+1, 21+19+16+13+8+1, 21+19+16+13+9+8+1, 21+19+16+13+11+8+1, 21+19+16+13+11+  
 15 9+8+1, 21+19+16+13+11+10+8+1, 21+19+16+13+12+8+1, 21+19+16+13+12+9+8+1, 21+19+16+13+12+10+  
 8+1, 21+19+16+14+8+1, 21+19+16+14+9+8+1, 21+19+16+14+11+8+1, 21+19+16+14+11+9+8+1,  
 21+19+16+14+11+10+8+1, 21+19+16+14+12+8+1, 21+19+16+14+12+9+8+1, 21+19+16+14+12+10+8+1,  
 21+19+16+15+8+1, 21+19+16+15+9+8+1, 21+19+16+15+10+8+1, 21+19+16+15+11+8+1, 21+19+16+15+11+  
 9+8+1, 21+19+16+15+11+10+8+1, 21+19+16+15+12+8+1, 21+19+16+15+12+9+8+1, 21+19+16+15+12+10+  
 20 8+1, 21+19+17+8+1, 21+19+17+9+8+1, 21+19+17+10+8+1, 21+19+17+11+8+1, 21+19+17+11+9+8+1,  
 21+19+17+11+10+8+1, 21+19+17+12+8+1, 21+19+17+12+9+8+1, 21+19+17+12+10+8+1, 21+19+17+13+8+1,  
 21+19+17+13+9+8+1, 21+19+17+13+11+8+1, 21+19+17+13+11+9+8+1, 21+19+17+13+11+10+8+1, 21+19+  
 17+13+12+8+1, 21+19+17+13+12+9+8+1, 21+19+17+13+12+10+8+1, 21+19+17+14+8+1, 21+19+17+14+  
 9+8+1, 21+19+17+14+11+8+1, 21+19+17+14+11+9+8+1, 21+19+17+14+11+10+8+1, 21+19+17+14+12+8+1,  
 25 21+19+17+14+12+9+8+1, 21+19+17+14+12+10+8+1, 21+19+17+15+8+1, 21+19+17+15+9+8+1, 21+19+17+  
 15+10+8+1, 21+19+17+15+11+8+1, 21+19+17+15+11+9+8+1, 21+19+17+15+11+10+8+1, 21+19+17+15+12+  
 8+1, 21+19+17+15+12+9+8+1, 21+19+17+15+12+10+8+1, 22+1, and 23+1;

in the list above the numbers refer to the embodiments according to their numbering provided hereinabove whereas “+” indicates the dependency from another embodiment.

30 The different individualized embodiments are separated by commas. In other words, “4+2+1” for example refers to embodiment 4) depending on embodiment 2), depending on embodiment 1), i.e. embodiment “4+2+1” corresponds to the compounds of embodiment 1) further limited by the features of the embodiments 2) and 4).

35 Where the plural form is used for compounds, salts, pharmaceutical compositions, diseases or the like, this is intended to mean also a single compound, salt, pharmaceutical composition, disease or the like.

Any reference to a compound of Formula (I) as defined in any one of embodiments 1) to 24) is to be understood as referring also to the salts (and especially the pharmaceutically acceptable salts) of such compounds, as appropriate and expedient.

The term "pharmaceutically acceptable salts" refers to salts that retain the desired biological activity of the subject compound and exhibit minimal undesired toxicological effects. Such salts include inorganic or organic acid and/or base addition salts depending on the presence of basic and/or acidic groups in the subject compound. For reference see for example 'Handbook of Pharmaceutical Salts. Properties, Selection and Use.', P. Heinrich Stahl, Camille G. Wermuth (Eds.), Wiley-VCH, 2008 and 'Pharmaceutical Salts and Co-crystals', Johan Wouters and Luc Quéré (Eds.), RSC Publishing, 2012.

The present invention also includes isotopically labelled, especially  $^2\text{H}$  (deuterium) labelled compounds of Formula (I), which compounds are identical to the compounds of Formula (I) except that one or more atoms have each been replaced by an atom having the same atomic number but an atomic mass different from the atomic mass usually found in nature. Isotopically labelled, especially  $^2\text{H}$  (deuterium) labelled compounds of Formula (I) and salts thereof are within the scope of the present invention. Substitution of hydrogen with the heavier isotope  $^2\text{H}$  (deuterium) may lead to greater metabolic stability, resulting e.g. in increased *in-vivo* half-life or reduced dosage requirements, or may lead to reduced inhibition of cytochrome P450 enzymes, resulting e.g. in an improved safety profile. In one embodiment of the invention, the compounds of Formula (I) are not isotopically labelled, or they are labelled only with one or more deuterium atoms. In a sub-embodiment, the compounds of Formula (I) are not isotopically labelled at all. Isotopically labelled compounds of Formula (I) may be prepared in analogy to the methods described hereinafter, but using the appropriate isotopic variation of suitable reagents or starting materials.

Whenever the word "between" is used to describe a numerical range, it is to be understood that the end points of the indicated range are explicitly included in the range. For example: if a temperature range is described to be between 40 °C and 80 °C, this means that the end points 40 °C and 80 °C are included in the range; or if a variable is defined as being an integer between 1 and 4, this means that the variable is the integer 1, 2, 3, or 4.

Unless used regarding temperatures, the term "about" (or alternatively "around") placed before a numerical value "X" refers in the current application to an interval extending from X minus 10% of X to X plus 10% of X, and preferably to an interval extending from X minus 5% of X to X plus 5% of X. In the particular case of temperatures, the term "about" (or alternatively "around") placed before a temperature "Y" refers in the current application to an interval extending from the temperature Y minus 10°C to Y plus 10°C, and preferably to an

interval extending from Y minus 5°C to Y plus 5°C. Besides, the term “room temperature” as used herein refers to a temperature of about 25°C.

The compounds of formula (I) as defined in any one of embodiments 1) to 24) and their pharmaceutically acceptable salts can be used as medicaments, e.g. in the form of pharmaceutical compositions for enteral (such especially oral) or parenteral (including topical application or inhalation) administration.

The production of the pharmaceutical compositions can be effected in a manner which will be familiar to any person skilled in the art (see for example Remington, *The Science and Practice of Pharmacy*, 21st Edition (2005), Part 5, “Pharmaceutical Manufacturing” [published by Lippincott Williams & Wilkins]) by bringing the described compounds of Formula (I) or their pharmaceutically acceptable salts, optionally in combination with other therapeutically valuable substances, into a galenical administration form together with suitable, non-toxic, inert, therapeutically compatible solid or liquid carrier materials and, if desired, usual pharmaceutical adjuvants.

The present invention also relates to a method for the prevention or treatment of a disease or disorder mentioned herein comprising administering to a subject a pharmaceutically active amount of a compound of Formula (I) as defined in any one of embodiments 1) to 24).

In a preferred embodiment of the invention, the administered amount is comprised between 1 mg and 1000 mg per day, particularly between 5 mg and 500 mg per day, more particularly between 25 mg and 400 mg per day, especially between 50 mg and 200 mg per day.

For avoidance of any doubt, if compounds are described as useful for the prevention or treatment of certain diseases, such compounds are likewise suitable for use in the preparation of a medicament for the prevention or treatment of said diseases.

Another aspect of the invention concerns a method for the prevention or the treatment of a disease or disorder as mentioned below in a patient comprising the administration to said patient of a pharmaceutically active amount of a compound of Formula (I) as defined in any one of embodiments 1) to 24) or a pharmaceutically acceptable salt thereof.

The compounds according to Formula (I) as defined in any one of embodiments 1) to 24), or pharmaceutically acceptable salts thereof, are useful for the prevention or treatment of disorders relating to a dysfunction of the CXCR3 receptor or dysfunction of ligands signalling through CXCR3.

Such disorders relating to a dysfunction of the CXCR3 receptor or its ligands are diseases or disorders where a modulator of a human CXCR3 receptor is required. The above mentioned disorders may in particular be defined as comprising autoimmune disorders,

inflammatory diseases, infectious diseases, transplant rejection, fibrosis, neurodegenerative disorders and cancer.

Autoimmune disorders may be defined as comprising rheumatoid arthritis (RA); multiple sclerosis (MS); inflammatory bowel disease (IBD; comprising Crohn's disease and  
5 ulcerative colitis); systemic lupus erythematosus (SLE); psoriasis; psoriatic arthritis; lupus nephritis; interstitial cystitis; celiac disease; antiphospholipid syndrome; thyroiditis such as Hashimoto's thyroiditis; lymphocytic thyroiditis; myasthenia gravis; type I diabetes; uveitis; episcleritis; scleritis; Kawasaki's disease, uveo-retinitis; posterior uveitis; uveitis associated with Behcet's disease; uveomeningitis syndrome; allergic encephalomyelitis; atopic  
10 diseases such as rhinitis, conjunctivitis, dermatitis; and post-infectious autoimmune diseases including rheumatic fever and post-infectious glomerulonephritis.

Inflammatory diseases may be defined as comprising asthma; COPD; atherosclerosis; myocarditis; dry eye syndrome (comprising Sjögren's dry eye syndrome); myopathies (comprising inflammatory myopathies); sarcoidosis; pulmonary arterial hypertension,  
15 especially associated with sarcoidosis; and obesity.

Infectious diseases may be defined as comprising diseases mediated by various infectious agents and complications resulting therefrom; such as malaria, cerebral malaria, leprosy, tuberculosis, influenza, toxoplasma gondii, dengue, hepatitis B and C, herpes simplex, leishmania, chlamydia trachomatis, lyme disease, west nile virus.

20 Transplant rejection may be defined as comprising rejection of transplanted organs such as kidney, liver, heart, lung, pancreas, cornea, and skin; graft-versus-host diseases; and chronic allograft vasculopathy.

Fibrosis may be defined as comprising liver cirrhosis (comprising primary biliary cirrhosis (PBC) and autoimmune hepatitis), idiopathic pulmonary fibrosis, renal fibrosis,  
25 endomyocardial fibrosis, systemic sclerosis, and arthrofibrosis.

Neurodegenerative disorders may be defined as comprising neurodegeneration and conditions involving neuronal death such as multiple sclerosis (including relapsing remitting multiple sclerosis and progressive multiple sclerosis), Alzheimer's disease, Parkinson's disease, Huntington's chorea, HIV associated dementia, prion mediated neurodegeneration,  
30 epilepsy, stroke, cerebral ischemia, cerebral palsy, neuromyelitis optica, clinically isolated syndrome, Alpers' disease, amyotrophic lateral sclerosis (ALS), senile dementia, dementia with Lewy bodies, Rett syndrome, spinal cord trauma, traumatic brain injury, trigeminal neuralgia, chronic inflammatory demyelinating polyneuropathy, Guillain-Barré syndrome, narcolepsy, glossopharyngeal neuralgia, mild cognitive decline, cognitive decline, spinal  
35 muscular atrophy, and cerebral malaria.

Cancer may be defined as comprising all sorts of cancers such as large intestine cancer, rectal cancer, breast cancer, lung cancer, non-small cell lung cancer, prostate cancer, esophageal cancer, stomach cancer, liver cancer, bile duct cancer, spleen cancer, kidney cancer, urinary bladder cancer, uterine cancer, ovarian cancer, cervical cancer, testicular cancer, thyroid cancer, pancreas cancer, brain tumor, blood tumor, basophil adenoma, prolactinoma, hyperprolactinemia, adenomas, endometrial cancer, colon cancer; chronic lymphocytic leukemia (CLL); and especially the metastatic spread of those cancers.

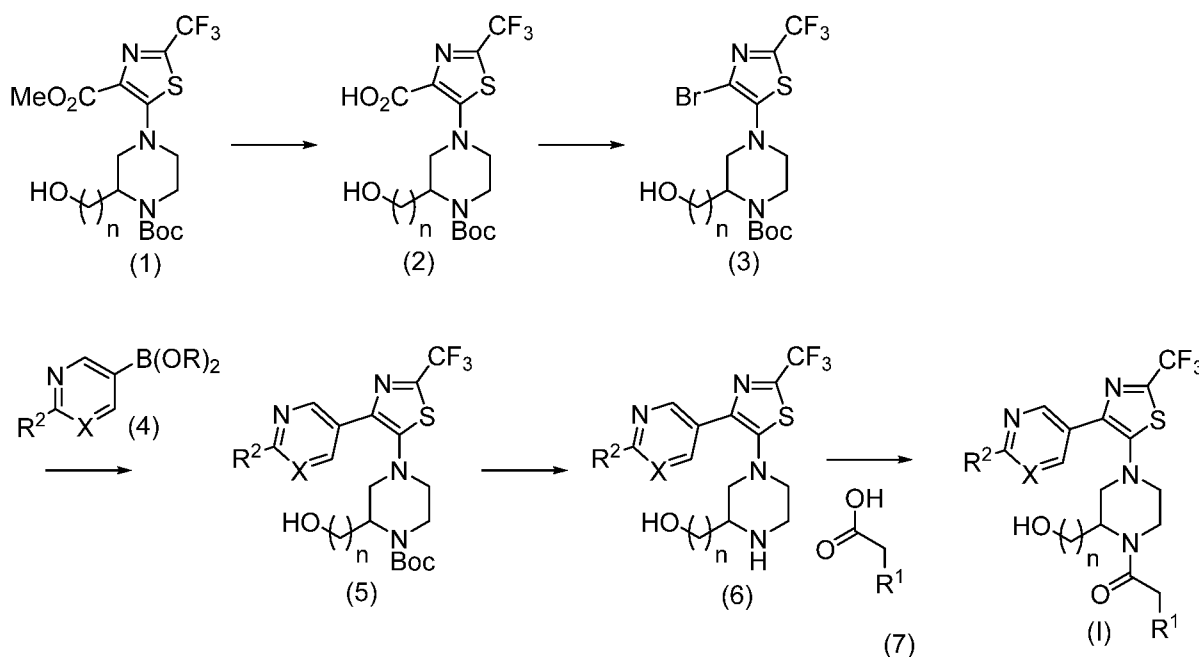
Especially, compounds of Formula (I) according to any one of embodiments 1) to 24), or pharmaceutically acceptable salts thereof, are suitable for the prevention or treatment of diseases selected from one, several or all of the following groups of diseases and disorders:

- 1) Autoimmune disorders selected from rheumatoid arthritis (RA); multiple sclerosis (MS); inflammatory bowel disease (IBD; comprising Crohn's disease and ulcerative colitis); systemic lupus erythematosus (SLE); psoriasis; lupus nephritis; and type I diabetes;
- 2) Inflammatory diseases selected from COPD; dry eye syndrome (comprising Sjögren's dry eye syndrome); myopathies (comprising inflammatory myopathies); and sarcoidosis;
- 3) Transplant rejection selected from graft-versus-host diseases;
- 4) Fibrosis selected from liver cirrhosis (comprising primary biliary cirrhosis (PBC) and autoimmune hepatitis); and
- 5) Neurodegenerative disorders selected from Guillain-Barré syndrome.

Most preferably, compounds of Formula (I) according to any one of embodiments 1) to 24), or pharmaceutically acceptable salts thereof, are suitable for the treatment of diseases selected from rheumatoid arthritis, multiple sclerosis, neuromyelitis optica, inflammatory bowel disease, Crohn's disease, ulcerative colitis, systemic lupus erythematosus, psoriasis, psoriatic arthritis, lupus nephritis, interstitial cystitis, celiac disease, myasthenia gravis, type I diabetes, uveitis, asthma, chronic obstructive pulmonary disorder, atherosclerosis, myocarditis, inflammatory myopathies, dry eye disease, sarcoidosis, influenza, cerebral malaria, transplant rejection, liver cirrhosis, systemic sclerosis, pulmonary arterial hypertension, neurodegeneration, Alzheimer's disease, HIV associated dementia, Huntington's chorea, Guillain-Barré syndrome, chronic inflammatory demyelinating polyneuropathy, brain tumor, colon cancer, breast cancer, or metastatic spread of cancer.

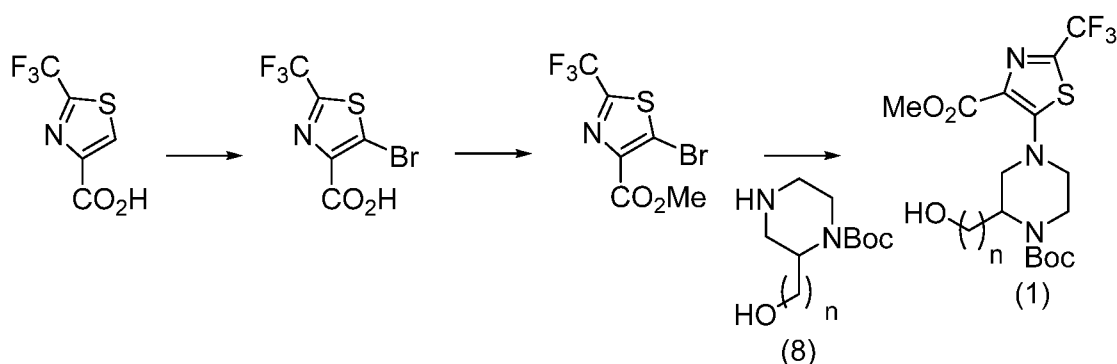
**Preparation of compounds of Formula (I)**

A further aspect of the invention is a process for the preparation of compounds of Formula (I). Compounds according to Formula (I) of the present invention can be prepared from commercially available or well known starting materials according to the methods described in the experimental part; by analogous methods; or according to the general sequence of reactions outlined below, wherein  $n$ ,  $X$ ,  $R^1$  and  $R^2$  are as defined for Formula (I). Other abbreviations used herein are explicitly defined, or are as defined in the experimental section. In some instances the generic groups  $R^1$  and  $R^2$  might be incompatible with the assembly illustrated in the schemes below and so will require the use of protecting groups (PG). The use of protecting groups is well known in the art (see for example "Protective Groups in Organic Synthesis", T.W. Greene, P.G.M. Wuts, Wiley-Interscience, 1999). For the purposes of this discussion, it will be assumed that such protecting groups as necessary are in place. The compounds obtained may also be converted into salts, especially pharmaceutically acceptable salts thereof in a manner known *per se*.

15 General preparation routes:

Compounds of Formula (I) can be prepared starting from intermediate (1), which is saponified under standard conditions (e.g. aq. NaOH in MeOH) to give compounds of structure (2) (Scheme 1). The carboxylic acid group in the compound of structure (2) is converted to the corresponding bromine (3) using (diacetoxyiodo)benzene and LiBr in THF at RT. Suzuki coupling can be performed using a coupling partner of structure (4), wherein

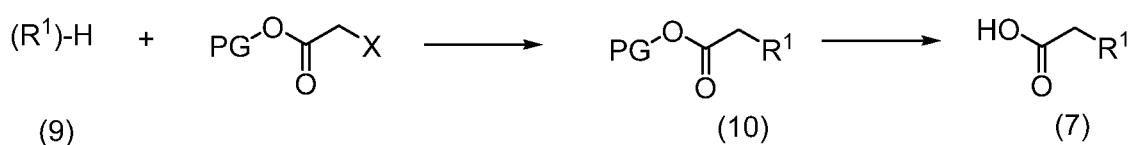
R represents hydrogen or (C<sub>1-4</sub>)alkyl, using standard conditions for a Suzuki reaction, like using a suitable base such as aq. Na<sub>2</sub>CO<sub>3</sub>, a suitable palladium catalyst such as Pd(PPh<sub>3</sub>)<sub>2</sub>Cl<sub>2</sub>, and a suitable solvent such as MeCN preferably at a temperature around 80°C. The Boc protecting group of the obtained intermediate (5) can be subsequently  
 5 cleaved under acidic conditions, preferably using HCl in a suitable solvent such as dioxane and at a temperature about RT to give the compound of structure (6). Compounds of Formula (I) can be obtained in a final step by an amide coupling with a carboxylic acid derivative (7) using standard peptide coupling methods such as HATU, in presence of a suitable base such as DIPEA or NEt<sub>3</sub> and in a suitable solvent such as DCM or DMF,  
 10 preferably at a temperature about RT.



Scheme 2

Compounds of structure (1) can be synthesized following the reaction sequence outlined in Scheme 2. Commercially available 2-(trifluoromethyl)thiazole-4-carboxylic acid is treated with n-butyllithium and bromine in THF at a temperature around -78°C. The resulting  
 15 brominated compound can be esterified using concentrated sulphuric acid in MeOH and heating at a temperature around 70°C. Nucleophilic aromatic substitution using commercially available piperazine derivatives (8), in presence of a suitable base such as DIPEA, in a suitable solvent such as MeCN, and at a temperature around 80°C provides compounds of structure (1).

20 The compounds of formula (7) are either commercially available, or can be synthesized following the route shown in Scheme 3.



Scheme 3

A compound of structure (9) can be alkylated using an acetic acid derivative of formula X-CH<sub>2</sub>-COO(PG), wherein X is a leaving group such as bromine and PG is a protecting group suitable for an acid function (e.g. benzyl), in presence of a base such as Cs<sub>2</sub>CO<sub>3</sub> or NaH, in a suitable solvent such as MeCN or THF, and at a temperature around RT or 0°C, respectively.

5 Deprotection of the intermediate (10), such as benzyl deprotection under H<sub>2</sub>, using Pd/C as catalyst and EtOH as solvent at a temperature around RT, leads to the compound of structure (7). Alternatively, a *tert*-butyl group as protecting group PG in intermediate (10) may be removed by treatment with HCl in dioxane at a temperature around RT. Other  
10 suitable acid function protecting groups and protection and deprotection methods are well known to one skilled in the art (see notably "Protective groups in organic synthesis", Greene T. W. and Wuts P. G. M., Wiley-Interscience, 1999).

If not commercially available, a compound of structure (9) wherein R<sup>1</sup> represents a di-substituted 1*H*-1,2,4-triazole derivative such as for instance 3-ethyl-5-methyl-1*H*-  
15 [1,2,4]triazole may be prepared by condensation of an imidate (e.g. ethylacetimidate) with a carboxylic acid hydrazide (e.g. propanoic acid hydrazide).

The compounds of structure (4) are either commercially available or can be prepared in analogy to methods known to one skilled in the art such as the reaction of the respective 5-bromo-pyrimidine or 3-bromo-pyridine derivative with triisopropyl borate and *n*-BuLi in THF  
20 and toluene at a temperature around -78°C.

Whenever the compounds of Formula (I) are obtained in the form of mixtures of enantiomers, the enantiomers can be separated using methods known to one skilled in the art: e.g. by formation and separation of diastereomeric salts or by HPLC over a chiral stationary phase such as a Daicel ChiralPak IC (5 μm) column. Typical conditions of chiral  
25 HPLC are an isocratic mixture of eluent A (EtOH or *i*PrOH, in presence or absence of an amine such as NEt<sub>3</sub> or DEA) and eluent B (hexane or MeCN), at a flow rate of 0.8 to 16 mL/min.

### **Experimental section:**

**Abbreviations** (as used herein and in the description above):

30	aq.	aqueous
	Boc	<i>tert</i> -butyloxycarbonyl
	BSA	Bovine serum albumine
	Bu	butyl
	CC	column chromatography on silica gel
35	CHO	Chinese hamster ovary
	CV	column volume

	d	day(s)
	DCM	dichloromethane
	DEA	diethylamine
	DIPEA	<i>N</i> -ethyl-diisopropylamine
5	DMF	dimethylformamide
	DMSO	dimethylsulfoxide
	EA	ethyl acetate
	EDTA	ethylenediaminetetraacetic acid
	EGTA	ethylene glycol tetraacetic acid
10	Et	ethyl
	FBS	fetal bovine serum
	FLIPR	Fluorescent imaging plate reader
	Fluo-4-AM	2-[[2-(2-{5-[bis(carboxymethyl)amino]-2-methylphenoxy}ethoxy)-4-(2,7-difluoro-6-hydroxy-3-oxo-3 <i>H</i> -xanthen-9-
15		yl)phenyl](carboxymethyl)amino}acetic acid
	G418	(2 <i>R</i> ,3 <i>S</i> ,4 <i>R</i> ,5 <i>R</i> ,6 <i>S</i> )-5-amino-6-[(1 <i>R</i> ,2 <i>S</i> ,3 <i>S</i> ,4 <i>R</i> ,6 <i>S</i> )-4,6-diamino-3-[[2 <i>R</i> ,3 <i>R</i> ,4 <i>R</i> ,5 <i>R</i> ]-3,5-dihydroxy-5-methyl-4-methylaminooxan-2-yl]oxy-2-hydroxycyclohexyl]oxy-2-(1-hydroxyethyl)oxane-3,4-diol
	h	hour(s)
20	HATU	2-(7-Aza-1 <i>H</i> -benzotriazole-1-yl)-1,1,3,3-tetramethyluronium
	Hep	heptanes
	HEPES	4-(2-hydroxyethyl)-piperazine-1-ethanesulfonic acid
	HV	High vacuum
	HPLC	high performance liquid chromatography
25	<i>i</i> Pr	<i>iso</i> -propyl
	LC	liquid chromatography
	m	multiplet
	M	molarity [mol L <sup>-1</sup> ]
	Me	methyl
30	MS	mass spectrometry
	min	minute(s)
	NMR	nuclear magnetic resonance spectroscopy
	org.	organic
	PBS	Phosphate buffered saline
35	Pd/C	palladium on carbon
	PG	protecting group
	Ph	phenyl

	Prep	preparative
	rpm	rotations per minute
	RT	room temperature
	s	singulet
5	sat.	Saturated
	sec	second(s)
	TFA	trifluoroacetic acid
	THF	tetrahydrofuran
	TLC	Thin layer chromatography
10	t <sub>R</sub>	retention time
	UPLC	Ultra performance liquid chromatography

### I. Chemistry

The following examples illustrate the preparation of biologically active compounds of the invention but do not at all limit the scope thereof.

- 15 General: All temperatures are stated in degrees Celsius (°C). Unless otherwise indicated, the reactions take place at RT under an argon atmosphere and are run in a flame dried round-bottomed flask equipped with a magnetic stir bar.

Characterization methods used:

The LC-MS retention times have been obtained using the following elution conditions:

- 20 I) LC-MS (A):

Zorbax SB-Aq, 3.5 μm, 4.6x50mm column thermostated at 40°C. The two elution solvents were as follows: solvent A= water + 0.04%TFA; solvent B = MeCN. The eluent flow rate was 4.5 mL/min and the characteristics of the eluting mixture proportion in function of the time t from start of the elution are summarized in the table below (a linear gradient being used

- 25 between two consecutive time points):

t (min)	0	1.0	1.45	1.55
Solvent A (%)	95	5	5	95
Solvent B (%)	5	95	95	5

- II) LC-MS (B):

Acquity UPLC HSS T3 C18 1.8 μm 2.1x50 mm ID column from Waters, thermostated in the Acquity UPLC Column Manager (60°C) was used. The two elution solvents were as follows:

- 30 solvent A = water + 0.05% formic acid; solvent B = MeCN + 0.045% formic acid. The eluent flow rate was 1mL/min and the characteristics of the eluting mixture proportion in function of

the time t from start of the elution are summarized in the table below (a linear gradient being used between two consecutive time points):

t (min)	0	1.4	1.8	1.9	2.0
Solvent A (%)	98	5	2	2	98
Solvent B (%)	2	95	98	98	2

### III) LC-MS (C):

- 5 Acquity UPLC CSH C18 1.7  $\mu$ m 2.1x50 mm ID column from Waters, thermostated in the Acquity UPLC Column Manager (60°C) was used. The two elution solvents were as follows: solvent A = water + 0.05% formic acid; solvent B = MeCN +0.045% formic acid. The eluent flow rate was 1mL/min and the characteristics of the eluting mixture proportion in function of the time t from start of the elution are summarized in the table below (a linear gradient being used between two consecutive time points):
- 10

t (min)	0	1.4	1.8	1.9	2.0
Solvent A (%)	98	5	2	2	98
Solvent B (%)	2	95	98	98	2

- Compound purity and identity was further confirmed by NMR spectroscopy (Bruker Avance II 400 MHz Ultrashield<sup>TM</sup> or Bruker Ascend<sup>TM</sup> 500 equipped with a 5mm DCH cryoprobe), <sup>1</sup>H (400 MHz or 500 MHz), <sup>19</sup>F (376 MHz). The chemical shifts are reported in parts per million (ppm) relative to tetramethylsilane (TMS) or trichlorofluoromethane, and multiplicities are given as s (singlet) or m (multiplet).
- 15

### Preparative LC-MS methods used:

The purifications by preparative LC-MS have been performed using the conditions described hereafter.

#### I) Preparative LC-MS (I):

- 20 A X-Bridge column (Waters C18, 10 $\mu$ m OBD, 30x75 mm) was used. The two elution solvents were as follows: solvent A = water + 0.5% NH<sub>4</sub>OH (25%); solvent B = MeCN. The eluent flow rate was 75 mL/min and the characteristics of the eluting mixture proportion in function of the time t from start of the elution are summarized in the tables below (a linear gradient being used between two consecutive time points):

t (min)	0	0.01	4.0	6.0	6.2	6.6
Solvent A (%)	80	80	5	5	80	80
Solvent B (%)	20	20	95	95	20	20

## II) Preparative LC-MS (II):

A X-Bridge column (Waters C18, 10 $\mu$ m OBD, 30x75 mm) was used. The two elution solvents were as follows: solvent A = water + 0.5% NH<sub>4</sub>OH (25%); solvent B = MeCN. The eluent flow rate was 75 mL/min and the characteristics of the eluting mixture proportion in function of the time t from start of the elution are summarized in the tables below (a linear gradient being used between two consecutive time points):

t (min)	0	0.01	4.0	6.0	6.2	6.6
Solvent A (%)	90	90	5	5	90	90
Solvent B (%)	10	10	95	95	10	10

## III) Preparative LC-MS (III):

An Atlantis column (Waters T3, 10 $\mu$ m OBD, 30x75 mm) was used. The two elution solvents were as follows: solvent A = water + 0.5% formic acid; solvent B = MeCN. The eluent flow rate was 75 mL/min and the characteristics of the eluting mixture proportion in function of the time t from start of the elution are summarized in the tables below (a linear gradient being used between two consecutive time points):

t (min)	0	0.01	3.5	6.0	6.2	6.6
Solvent A (%)	70	70	5	5	70	70
Solvent B (%)	30	30	95	95	30	30

## IV) Preparative LC-MS (IV):

An Atlantis column (Waters T3, 10 $\mu$ m OBD, 30x75 mm) was used. The two elution solvents were as follows: solvent A = water + 0.5% formic acid; solvent B = MeCN. The eluent flow rate was 75 mL/min and the characteristics of the eluting mixture proportion in function of the time t from start of the elution are summarized in the tables below (a linear gradient being used between two consecutive time points):

t (min)	0	0.01	4.0	6.0	6.2	6.6
Solvent A (%)	80	80	5	5	80	80
Solvent B (%)	20	20	95	95	20	20

## V) Preparative LC-MS (V):

X-Bridge column (Waters C18, 10 $\mu$ m OBD, 30x75 mm) was used. The two elution solvents were as follows: solvent A = water + 0.5% NH<sub>4</sub>OH (25%); solvent B = MeCN. The eluent flow rate was 75 mL/min and the characteristics of the eluting mixture proportion in function of the time t from start of the elution are summarized in the tables below (a linear gradient being used between two consecutive time points):

t (min)	0	0.01	3.5	6.0	6.2	6.6
Solvent A (%)	70	70	5	5	70	70
Solvent B (%)	30	30	95	95	30	30

#### VI) Preparative LC-MS (VI):

An Atlantis column (Waters T3, 10 $\mu$ m OBD, 30x75 mm) was used. The two elution solvents were as follows: solvent A = water + 0.5% formic acid; solvent B = MeCN. The eluent flow rate was 75 mL/min and the characteristics of the eluting mixture proportion in function of the time t from start of the elution are summarized in the tables below (a linear gradient being used between two consecutive time points):

t (min)	0	0.01	3	4.0	6.0	6.2	6.6
Solvent A (%)	95	95	50	5	5	95	95
Solvent B (%)	5	5	50	95	95	5	5

#### Preparative chiral HPLC methods used:

The purifications by preparative chiral HPLC have been performed using the conditions described hereafter.

##### I) Preparative chiral HPLC (I):

A ChiralPak IB column (5 $\mu$ m, 30x250mm) was used. The elution solvent was Hep/EtOH/DEA 50/50/0.1, run for 10min and at a flow rate of 16mL/min.

##### II) Preparative chiral HPLC (II):

A ChiralPak IF column (5 $\mu$ m, 20x250mm) was used. The elution solvent was Hep/EtOH 50/50, run for 8.7min and at a flow rate of 19mL/min.

##### III) Preparative chiral HPLC (III):

A (R,R) Whelk-01 column (10 $\mu$ m, 50x250mm) was used. The elution solvent was Hep/EtOH 70/30, run for 16.3min and at a flow rate of 100mL/min.

##### IV) Preparative chiral HPLC (IV):

A ChiralPak IB column (5 $\mu$ m, 30x250mm) was used. The elution solvent was Hep/EtOH 70/30, run for 11.8min and at a flow rate of 34mL/min.

V) Preparative chiral HPLC (V):

A ChiralPak IB column (5 $\mu$ m, 30x250mm) was used. The elution solvent was Hep/EtOH 50/50, run for 7.6min and at a flow rate of 34mL/min.

VI) Preparative chiral HPLC (VI):

- 5 A ChiralPak IB column (5 $\mu$ m, 30x250mm) was used. The elution solvent was Hep/EtOH 60/40, run for 9min and at a flow rate of 40mL/min.

VII) Preparative chiral HPLC (VII):

A ChiralPak IC column (5 $\mu$ m, 30x250mm) was used. The elution solvent was Hep/EtOH 70/30, run for 12min and at a flow rate of 34mL/min.

10

**Example 1: 2-(3-tert-Butyl-[1,2,4]triazol-1-yl)-1-((S)-2-hydroxymethyl-4-[2-trifluoromethyl-4-(2-trifluoromethyl-pyrimidin-5-yl)-thiazol-5-yl]-piperazin-1-yl)-ethanone**

*1.1. 5-Bromo-2-trifluoromethyl-thiazole-4-carboxylic acid*

- 15 To a solution of 2-(trifluoromethyl)thiazole-4-carboxylic acid (3.2g) in anhydrous THF (60mL) under argon cooled down to -78°C was added n-BuLi (1.6M in hexane, 21.3mL) dropwise over 15min so that the internal temperature did not rise above -60°C. A solution of Br<sub>2</sub> (0.92mL) in cyclohexane (8mL) was then added dropwise to keep the internal temperature below -60°C. The resulting mixture was stirred at -78°C for 2h and carefully
- 20 quenched by addition of water (50mL). Citric acid (10%) was added until pH=2 and the mixture was extracted with EA. The org. layers were washed with brine, dried (MgSO<sub>4</sub>), filtered off and evaporated to dryness to afford 4.15g of brown solid, used without further purification. LC-MS (A): t<sub>R</sub> = 0.67min. F-NMR (CD<sub>3</sub>OD): -63.57ppm (s).

*1.2. 5-Bromo-2-trifluoromethyl-thiazole-4-carboxylic acid methyl ester*

- 25 To a solution of intermediate 1.1 (12g), MeOH (130mL) was added H<sub>2</sub>SO<sub>4</sub> (96%, 6.5mL) and the mixture stirred at 70°C for 3h. After cooling down, the reaction mixture was quenched with sat. aq. Na<sub>2</sub>CO<sub>3</sub> and the solvent partially evaporated off. The residue was diluted with DCM and washed with aq. sat. Na<sub>2</sub>CO<sub>3</sub> (1x), water (1x) and brine (1x), and the aq. phases were extracted with DCM (2x). The combined org. layers were dried over
- 30 MgSO<sub>4</sub>, filtrated off, evaporated and dried under HV to afford 12g of brown resin. LC-MS (A): t<sub>R</sub> = 0.83min. F-NMR (CD<sub>3</sub>OD): -63.59ppm (s).

*1.3. (S)-2-Hydroxymethyl-4-(4-methoxycarbonyl-2-trifluoromethyl-thiazol-5-yl)-piperazine-1-carboxylic acid tert-butyl ester*

- To a solution of intermediate 1.2 (4g) in MeCN (100mL) were added (S)-1-Boc-2-hydroxymethylpiperazine (3.07g) and DIPEA (3.54mL) at RT. The reaction mixture was
- 35

stirred at 80°C for 28h. After cooling down, the reaction mixture was diluted with EA and washed with water (2x) and brine. The aq. layers were extracted with EA. The combined org. layers were dried over MgSO<sub>4</sub>, filtrated off and evaporated to dryness. The crude was purified by CC (Biotage, SNAP 340g, solvent A: Hep; solvent B: EA; gradient in %B: 30 over  
5 3CV, 30 to 50 over 5CV, 50 over 3CV) to afford 4g of yellow foam. LC-MS (A): t<sub>R</sub> = 0.87min; [M+H]<sup>+</sup>: 426.0.

1.4. *(S)*-4-(4-Carboxy-2-trifluoromethyl-thiazol-5-yl)-2-hydroxymethyl-piperazine-1-carboxylic acid tert-butyl ester

To a solution of intermediate 1.3 (3.96g) in EtOH (20mL) was added 1M NaOH (20mL) at  
10 RT and the reaction mixture was stirred for 1h10. The solvent was evaporated off and the residue acidified to pH 2-3 by the addition of aq. citric acid (10%). The aq. layer was extracted with DCM (3x) and the combined org. layers were dried over MgSO<sub>4</sub> and concentrated to dryness to afford 2.89g as beige solid. LC-MS (A): t<sub>R</sub> = 0.79min; [M+H]<sup>+</sup>: 412.1.

15 1.5. *(S)*-4-(4-Bromo-2-trifluoromethyl-thiazol-5-yl)-2-hydroxymethyl-piperazine-1-carboxylic acid tert-butyl ester

To a solution of intermediate 1.4 (2.88g) in THF (55mL) were added LiBr (614mg) and (diacetoxyiodo)benzene (2.3g) at RT. The resulting suspension was stirred at RT overnight. The reaction mixture was evaporated off and the residue taken up with H<sub>2</sub>O/DCM and  
20 extracted with DCM (3x). The combined org. layers were dried over MgSO<sub>4</sub>, filtrated off and evaporated to dryness. The crude was purified by CC (Biotage, SNAP 100g cartridge, solvent A: Hep; solvent B: EA; gradient in %B: 10 for 5CV, 10 to 30 over 5CV, 40 for 3CV) to afford 2.5g as white solid. LC-MS (A): t<sub>R</sub> = 0.93min; [M+H]<sup>+</sup>: 445.9.

25 1.6. *(S)*-2-Hydroxymethyl-4-[2-trifluoromethyl-4-(2-trifluoromethyl-pyrimidin-5-yl)-thiazol-5-yl]-piperazine-1-carboxylic acid tert-butyl ester

A mixture of intermediate 1.5 (2.3g), 2-(trifluoromethyl)pyrimidine-5-boronic acid (1.65g), Pd(PPh<sub>3</sub>)<sub>2</sub>Cl<sub>2</sub> (202mg), 1M Na<sub>2</sub>CO<sub>3</sub> (15mL) in MeCN (15mL) was vigorously stirred at 80°C under argon for 20h. The reaction mixture was allowed to cool down to RT, diluted with H<sub>2</sub>O and extracted with DCM (3x). The combined org. layers were dried over MgSO<sub>4</sub>, filtrated off  
30 and evaporated to dryness. The crude was purified by CC (Biotage, SNAP 340g cartridge, solvent A: Hep; solvent B: EA; gradient in %B: 10 for 5CV, 10 to 30 over 6CV, 30 for 3CV) to afford 2.22g as yellow foam. LC-MS (A): t<sub>R</sub> = 0.98min; [M+H]<sup>+</sup>: 513.9.

1.7. *{(S)}*-4-[2-Trifluoromethyl-4-(2-trifluoromethyl-pyrimidin-5-yl)-thiazol-5-yl]-piperazin-2-yl]-methanol; as hydrochloride salt

A mixture of intermediate 1.6 (2.25g) in HCl (22mL, 4M in dioxane) was stirred at RT for 1h. The reaction mixture was evaporated and dried under HV to give 2.18g as brown foam. LC-MS (A):  $t_R = 0.67\text{min}$ ;  $[\text{M}+\text{H}^++\text{CH}_3\text{CN}]^+$ : 413.2.

*1.8. (3-tert-Butyl-[1,2,4]triazol-1-yl)-acetic acid benzyl ester*

5 To a solution of 3-tert-butyl-1H-1,2,4-triazole (225mg) in MeCN (12mL) was added  $\text{Cs}_2\text{CO}_3$  (586mg) followed by benzyl bromoacetate (0.29mL) and the mixture was stirred at RT for 1h45. The reaction mixture was diluted with EA and washed with water (2x) and brine. The aq. layers were extracted with EA (2x) and the combined org. layers were dried over  $\text{MgSO}_4$ , filtered off and evaporated to dryness. The residue was purified by CC (Biotage, SNAP 25g cartridge, solvent A: DCM; solvent B: DCM/MeOH 8:2; gradient in %B: 15 for 8CV) to afford 216mg as yellowish solid (single regioisomer). LC-MS (A):  $t_R = 0.73\text{min}$ ;  $[\text{M}+\text{H}]^+$ : 274.1.

*1.9. (3-tert-Butyl-[1,2,4]triazol-1-yl)-acetic acid*

15 A flask containing intermediate 1.8 (202mg), Pd/C (39mg) in EtOH (2mL) was evacuated and backfilled with argon (3x), afterwards evacuated and backfilled with  $\text{H}_2$  (3x) and the reaction mixture stirred at RT for 2h. The reaction mixture was filtered over a celite plug and the filtrate was evaporated to dryness to afford 130mg as white solid. LC-MS (A):  $t_R = 0.36\text{min}$ ;  $[\text{M}+\text{H}]^+$ : 184.3.

20 *1.10. 2-(3-tert-Butyl-[1,2,4]triazol-1-yl)-1-((S)-2-hydroxymethyl-4-[2-trifluoromethyl-4-(2-trifluoromethyl-pyrimidin-5-yl)-thiazol-5-yl]-piperazin-1-yl)-ethanone*

A mixture of intermediate 1.7 (30mg), intermediate 1.9 (11mg), HATU (26mg), and  $\text{NEt}_3$  (26 $\mu\text{L}$ ) in DCM (1.5mL) was stirred at RT overnight. The reaction mixture was evaporated to dryness and the crude was purified by Prep LC-MS (IV) to afford 6mg as white solid. LC-MS (C):  $t_R = 1.12\text{min}$ ;  $[\text{M}+\text{H}]^+$ : 579.2.

25 **Example 2: 2-(3,5-Dimethyl-[1,2,4]triazol-1-yl)-1-((S)-2-hydroxymethyl-4-[2-trifluoromethyl-4-(2-trifluoromethyl-pyrimidin-5-yl)-thiazol-5-yl]-piperazin-1-yl)-ethanone**

To a solution of intermediate 1.7 (2.15g) in DCM (66mL) were added (3,5-dimethyl-1H-1,2,4-triazole-1-yl)acetic acid (743mg), DIPEA (2.05mL) and HATU (2.37g) at RT and the mixture was stirred at RT for 3h. The reaction mixture was diluted with DCM and washed with 1M  $\text{NaHSO}_4$ , aq. sat.  $\text{NaHCO}_3$  and brine. The aq. layers were re-extracted with 2x DCM and the combined org. layers were dried over  $\text{MgSO}_4$ , filtrated off and evaporated to dryness. Purification by CC (Biotage, SNAP 100g cartridge, solvent A: DCM; solvent B: DCM/MeOH 8:2 +0.1%  $\text{Et}_3\text{N}$ ; gradient in %B: 15 for 5CV, 15 to 25 over 3CV, 25 for 5CV).  
35 Residual DIPEA in the product was removed by extraction in DCM/ $\text{H}_2\text{O}$  to give 778mg as white solid.

LC-MS (C):  $t_R = 0.97\text{min}$ ;  $[M+H]^+$ : 551.1.

**Example 3: 2-(3-Cyclopropyl-[1,2,4]triazol-1-yl)-1-((S)-2-hydroxymethyl-4-[2-trifluoromethyl-4-(2-trifluoromethyl-pyrimidin-5-yl)-thiazol-5-yl]-piperazin-1-yl)-ethanone**

5 *3.1. (3-Cyclopropyl-[1,2,4]triazol-1-yl)-acetic acid benzyl ester*

To a solution of 3-cyclopropyl-1H-1,2,4-triazole (500 mg) in THF (10 mL) was added NaH (60% in oil, 174 mg) at 0°C and the mixture was stirred for 5min. Benzyl bromoacetate (0.719mL) was then added and the reaction mixture was stirred for 45min at 0°C. The mixture was quenched with sat. aq. NH<sub>4</sub>Cl and the aq. layer was extracted with EA (3x).

10 The combined org. layers were dried over MgSO<sub>4</sub>, filtrated off and evaporated to dryness. Purification by CC (Biotage, SNAP 25g cartridge, solvent A: DCM; solvent B: MeOH; gradient in %B: 1 for 4CV, 1 to 10 over 10CV, 10 for 2CV) afforded 831mg as a mixture of regioisomers. Separation by preparative chiral HPLC (II) afforded two regioisomers:

15 First eluting fraction: (5-cyclopropyl-[1,2,4]triazol-1-yl)-acetic acid benzyl ester. LC-MS (A):  $t_R = 0.75\text{min}$ ;  $[M+H]^+$ : 258.1. Roesy signal seen between CH<sub>2</sub>CO<sub>2</sub> at 5.04ppm and CH (cyclopropyl) at 1.74ppm.

Second eluting fraction: (3-cyclopropyl-[1,2,4]triazol-1-yl)-acetic acid benzyl ester. LC-MS (A):  $t_R = 0.75\text{min}$ ;  $[M+H]^+$ : 258.1. Roesy signal seen between CH<sub>2</sub>CO<sub>2</sub> at 4.94ppm and CH (triazole) at 8.08ppm.

20 *3.2. (3-Cyclopropyl-[1,2,4]triazol-1-yl)-acetic acid*

This compound was prepared using a method analogous to that of Example 1, step 1.9, intermediate 3.1 ((3-cyclopropyl-[1,2,4]triazol-1-yl)-acetic acid benzyl ester) replacing intermediate 1.8. LC-MS (A):  $t_R = 0.33\text{min}$ ;  $[M+H]^+$ : 168.47.

25 *3.3. 2-(3-Cyclopropyl-[1,2,4]triazol-1-yl)-1-((S)-2-hydroxymethyl-4-[2-trifluoromethyl-4-(2-trifluoromethyl-pyrimidin-5-yl)-thiazol-5-yl]-piperazin-1-yl)-ethanone*

This compound was prepared using a method analogous to that of Example 1, step 1.10, intermediate 3.2 replacing intermediate 1.9. The crude was purified by Prep LC-MS (IV). LC-MS (C):  $t_R = 1.05\text{min}$ ;  $[M+H]^+$ : 563.1.

30 **Example 4: 1-((S)-2-Hydroxymethyl-4-[2-trifluoromethyl-4-(2-trifluoromethyl-pyrimidin-5-yl)-thiazol-5-yl]-piperazin-1-yl)-2-(3-isopropyl-[1,2,4]triazol-1-yl)-ethanone**

*4.1. (3-Isopropyl-[1,2,4]triazol-1-yl)-acetic acid benzyl ester*

This compound was prepared using a method analogous to that of Example 1, step 1.8, 3-isopropyl-1H-1,2,4-triazole replacing 3-tert-butyl-1H-1,2,4-triazole. The mixture of regioisomers was purified by preparative chiral HPLC (III). First eluting fraction: (3-

isopropyl-[1,2,4]triazol-1-yl)-acetic acid benzyl ester. LC-MS (A):  $t_R = 0.76\text{min}$ ;  $[M+H]^+$ : 260.2. Roesy signal seen between  $\text{CH}_2$  at 4.96ppm and CH (triazole) at 8.08ppm.

Second eluting fraction: (5-isopropyl-[1,2,4]triazol-1-yl)-acetic acid benzyl ester. LC-MS (A):  $t_R = 0.76\text{min}$ ;  $[M+H]^+$ : 260.2. Roesy signal seen between  $\text{CH}_2$  at 4.96ppm and CH (isopropyl) at 2.97ppm.

#### 4.2. (3-Isopropyl-[1,2,4]triazol-1-yl)-acetic acid

This compound was prepared using a method analogous to that of Example 1, step 1.9, (3-isopropyl-[1,2,4]triazol-1-yl)-acetic acid benzyl ester from step 4.1 replacing intermediate 1.8. LC-MS (A):  $t_R = 0.30\text{min}$ ;  $[M+H]^+$ : 170.2.

#### 10 4.3. 1-*{(S)-2-Hydroxymethyl-4-[2-trifluoromethyl-4-(2-trifluoromethyl-pyrimidin-5-yl)-thiazol-5-yl]-piperazin-1-yl}-2-(3-isopropyl-[1,2,4]triazol-1-yl)-ethanone*

This compound was prepared using a method analogous to that of Example 1, step 1.10, intermediate 4.2 replacing intermediate 1.9. The crude was purified by Prep LC-MS (IV). LC-MS (C):  $t_R = 1.07\text{min}$ ;  $[M+H]^+$ : 564.9.

#### 15 **Example 5: 1-*{(S)-2-Hydroxymethyl-4-[2-trifluoromethyl-4-(2-trifluoromethyl-pyrimidin-5-yl)-thiazol-5-yl]-piperazin-1-yl}-2-(3-trifluoromethyl-[1,2,4]triazol-1-yl)-ethanone***

##### 5.1. (3-Trifluoromethyl-[1,2,4]triazol-1-yl)-acetic acid benzyl ester

This compound was prepared using a method analogous to that of Example 1, step 1.8, 3-(trifluoromethyl)-1H-1,2,4-triazole replacing 3-tert-butyl-1H-1,2,4-triazole. The desired compound was obtained after CC as single regioisomer. LC-MS (A):  $t_R = 0.85\text{min}$ ;  $[M+H]^+$ : 286.1.

##### 5.2. (3-Trifluoromethyl-[1,2,4]triazol-1-yl)-acetic acid

This compound was prepared using a method analogous to that of Example 1, step 1.9, intermediate 5.1 replacing intermediate 1.8. LC-MS (A):  $t_R = 0.42\text{min}$ ;  $[M+H]^+$ : 196.1.

#### 5.3. 1-*{(S)-2-Hydroxymethyl-4-[2-trifluoromethyl-4-(2-trifluoromethyl-pyrimidin-5-yl)-thiazol-5-yl]-piperazin-1-yl}-2-(3-trifluoromethyl-[1,2,4]triazol-1-yl)-ethanone*

This compound was prepared using a method analogous to that of Example 1, step 1.10, intermediate 5.2 replacing intermediate 1.9. Additional 1.1 eq of HATU and 1 eq of intermediate 5.2 were added and the reaction mixture was further stirred for 24h. The crude was purified by Prep LC-MS (IV). LC-MS (C):  $t_R = 1.15\text{min}$ ;  $[M+H]^+$ : 591.1.

#### **Example 6: 1-*{(S)-4-[4-(2-Ethoxy-pyrimidin-5-yl)-2-trifluoromethyl-thiazol-5-yl]-2-hydroxymethyl-piperazin-1-yl}-2-(3-trifluoromethyl-[1,2,4]triazol-1-yl)-ethanone***

6.1. (S)-4-[4-(2-Ethoxy-pyrimidin-5-yl)-2-trifluoromethyl-thiazol-5-yl]-2-hydroxymethyl-piperazine-1-carboxylic acid tert-butyl ester

This compound was prepared using a method analogous to that of Example 1, step 1.6, 2-ethoxypyrimidine-5-boronic acid replacing 2-(trifluoromethyl)pyrimidine-5-boronic acid. LC-MS (A):  $t_R = 0.92\text{min}$ ;  $[M+H]^+$ : 490.2.

6.2. (S)-4-[4-(2-Ethoxypyrimidin-5-yl)-2-(trifluoromethyl)thiazol-5-yl]piperazin-2-yl) methanol,  
5 as hydrochloride salt

This compound was prepared using a method analogous to that of Example 1, step 1.7, intermediate 6.1 replacing intermediate 1.6. LC-MS (A):  $t_R = 0.57\text{min}$ ;  $[M+H]^+$ : 390.2.

6.3. 1-{(S)-4-[4-(2-Ethoxy-pyrimidin-5-yl)-2-trifluoromethyl-thiazol-5-yl]-2-hydroxymethyl-piperazin-1-yl}-2-(3-trifluoromethyl-[1,2,4]triazol-1-yl)-ethanone

10 This compound was prepared using a method analogous to that of Example 1, step 1.10, intermediate 6.2 replacing intermediate 1.7, intermediate 5.2 replacing intermediate 1.9 and DMF replacing DCM. The crude was purified by Prep LC-MS (I). LC-MS (C):  $t_R = 1.09\text{min}$ ;  $[M+H]^+$ : 567.1.

**Example 7: 2-(3,5-Dimethyl-[1,2,4]triazol-1-yl)-1-{(S)-4-[4-(2-ethoxy-pyrimidin-5-yl)-2-trifluoromethyl-thiazol-5-yl]-2-hydroxymethyl-piperazin-1-yl}-ethanone**  
15

This compound was prepared using a method analogous to that of Example 6, step 6.3, 3,5-dimethyl-1H-1,2,4-triazol-1-yl)acetic acid replacing intermediate 5.2. The crude was purified by Prep LC-MS (I). LC-MS (B):  $t_R = 1.28\text{min}$ ;  $[M+H]^+$ : 527.2.

**Example 8: 1-{(S)-4-[4-(2-Cyclopropyl-pyrimidin-5-yl)-2-trifluoromethyl-thiazol-5-yl]-2-hydroxymethyl-piperazin-1-yl}-2-(3,5-dimethyl-[1,2,4]triazol-1-yl)-ethanone**  
20

8.1. (S)-4-[4-(2-Cyclopropyl-pyrimidin-5-yl)-2-trifluoromethyl-thiazol-5-yl]-2-hydroxymethyl-piperazine-1-carboxylic acid tert-butyl ester

This compound was prepared using a method analogous to that of Example 1, step 1.6, 2-cyclopropyl-5-(4,4,5,5-tetramethyl-1,3,2-dioxaborolan-2-yl)pyrimidin replacing 2-  
25 (trifluoromethyl)pyrimidine-5-boronic acid. LC-MS (A):  $t_R = 0.92\text{min}$ ;  $[M+H]^+$ : 486.2.

8.2. (S)-4-[4-(2-Cyclopropylpyrimidin-5-yl)-2-(trifluoromethyl)thiazol-5-yl]piperazin-2-yl) methanol, as hydrochloride salt

This compound was prepared using a method analogous to that of Example 1, step 1.7, intermediate 8.1 replacing intermediate 1.6. LC-MS (A):  $t_R = 0.57\text{min}$ ;  $[M+H]^+$ : 386.1.

30 8.3. 1-{(S)-4-[4-(2-Cyclopropyl-pyrimidin-5-yl)-2-trifluoromethyl-thiazol-5-yl]-2-hydroxymethyl-piperazin-1-yl}-2-(3,5-dimethyl-[1,2,4]triazol-1-yl)-ethanone

This compound was prepared using a method analogous to that of Example 7, intermediate 8.2 replacing intermediate 6.2. The crude was purified by Prep LC-MS (I). LC-MS (C):  $t_R = 0.9\text{min}$ ;  $[M+H]^+$ : 523.2.

**Example 9: 1-{(S)-4-[4-(2-Cyclopropyl-pyrimidin-5-yl)-2-trifluoromethyl-thiazol-5-yl]-2-hydroxymethyl-piperazin-1-yl}-2-(3-trifluoromethyl-[1,2,4]triazol-1-yl)-ethanone**

This compound was prepared using a method analogous to that of Example 8, step 8.3, intermediate 5.2 replacing (3,5-dimethyl-1H-1,2,4-triazol-1-yl)acetic acid. The crude was  
5 purified by Prep LC-MS (I) followed by Prep TLC (DCM/MeOH 97:3). LC-MS (C):  $t_R$  = 1.1min;  $[M+H]^+$ : 563.1.

**Example 10: 1-{(R)-2-Hydroxymethyl-4-[2-trifluoromethyl-4-(6-trifluoromethyl-pyridin-3-yl)-thiazol-5-yl]-piperazin-1-yl}-2-(3-isopropyl-[1,2,4]triazol-1-yl)-ethanone**

10.1. *(R)-4-(4-Bromo-2-trifluoromethyl-thiazol-5-yl)-2-hydroxymethyl-piperazine-1-carboxylic acid tert-butyl ester*  
10

This compound was prepared using a method analogous to that of Example 1, following steps 1.1 to steps 1.5, (R)-1-Boc-2-hydroxymethylpiperazine replacing (S)-1-Boc-2-hydroxymethylpiperazine in step 1.3. LC-MS (A):  $t_R$  = 0.92min;  $[M+H]^+$ : 445.9.

10.2. *(R)-2-Hydroxymethyl-4-[2-trifluoromethyl-4-(6-trifluoromethyl-pyridin-3-yl)-thiazol-5-yl]-piperazine-1-carboxylic acid tert-butyl ester*  
15

This compound was prepared using a method analogous to that of Example 1, step 1.6, 2-(trifluoromethyl)pyridine-5-boronic acid replacing 2-(trifluoromethyl)pyrimidine-5-boronic acid. LC-MS (A):  $t_R$  = 0.99min;  $[M+H]^+$ : 512.9.

10.3. *(R)-(4-(2-(trifluoromethyl)-4-(6-(trifluoromethyl)pyridin-3-yl)thiazol-5-yl)piperazin-2-yl)methanol, as hydrochloride salt*  
20

This compound was prepared using a method analogous to that of Example 1, step 1.7, intermediate 10.2 replacing intermediate 1.6. LC-MS (A):  $t_R$  = 0.68min;  $[M+H]^+$ : 413.1.

10.4. *1-{(R)-2-Hydroxymethyl-4-[2-trifluoromethyl-4-(6-trifluoromethyl-pyridin-3-yl)-thiazol-5-yl]-piperazin-1-yl}-2-(3-isopropyl-[1,2,4]triazol-1-yl)-ethanone*

25 This compound was prepared using a method analogous to that of Example 4, step 4.3, intermediate 10.3 replacing intermediate 1.7 and DMF replacing DCM. The crude was purified by Prep LC-MS (I). LC-MS (C):  $t_R$  = 1.1min;  $[M+H]^+$ : 564.2.

**Example 11: 1-{(R)-2-Hydroxymethyl-4-[2-trifluoromethyl-4-(2-trifluoromethyl-pyrimidin-5-yl)-thiazol-5-yl]-piperazin-1-yl}-2-(3-isopropyl-[1,2,4]triazol-1-yl)-ethanone**

30 11.1. *(R)-2-Hydroxymethyl-4-[2-trifluoromethyl-4-(2-trifluoromethyl-pyrimidin-5-yl)-thiazol-5-yl]-piperazine-1-carboxylic acid tert-butyl ester*

This compound was prepared using a method analogous to that of Example 10, step 10.2, 2-(trifluoromethyl)pyrimidine-5-boronic acid replacing 2-(trifluoromethyl)pyridine-5-boronic acid. LC-MS (A):  $t_R$  = 0.98min;  $[M+H]^+$ : 513.9.

11.2. (R)-(4-(2-(trifluoromethyl)-4-(2-(trifluoromethyl)pyrimidin-5-yl)thiazol-5-yl)piperazin-2-yl)methanol, as hydrochloride salt

This compound was prepared using a method analogous to that of Example 10, step 10.3, intermediate 11.1 replacing intermediate 10.2. LC-MS (A):  $t_R = 0.67$ min;  $[M+H]^+$ : 414.0.

5 11.3. 1-*[(R)-2-Hydroxymethyl-4-[2-trifluoromethyl-4-(2-trifluoromethyl-pyrimidin-5-yl)-thiazol-5-yl]-piperazin-1-yl]-2-(3-isopropyl-[1,2,4]triazol-1-yl)-ethanone*

This compound was prepared using a method analogous to that of Example 10, step 10.4, intermediate 11.2 replacing intermediate 10.3. The crude was purified by Prep LC-MS (I). LC-MS (C):  $t_R = 1.07$ min;  $[M+H]^+$ : 565.4.

10 **Example 12: 2-(3,5-Dimethyl-[1,2,4]triazol-1-yl)-1-*[(R)-2-hydroxymethyl-4-[2-trifluoromethyl-4-(2-trifluoromethyl-pyrimidin-5-yl)-thiazol-5-yl]-piperazin-1-yl]-ethanone***

This compound was prepared using a method analogous to that of Example 11, step 11.3, (3,5-dimethyl-1H-1,2,4-triazol-1-yl)acetic acid replacing intermediate 4.2. The crude was purified by Prep LC-MS (II). LC-MS (C):  $t_R = 0.97$ min;  $[M+H]^+$ : 551.1.

15 **Example 13: 2-Benzoimidazol-1-yl-1-*[(R)-2-hydroxymethyl-4-[2-trifluoromethyl-4-(2-trifluoromethyl-pyrimidin-5-yl)-thiazol-5-yl]-piperazin-1-yl]-ethanone***

This compound was prepared using a method analogous to that of Example 11, step 11.3, 2-(1H-benzimidazol-1-yl)acetic acid replacing intermediate 4.2. The crude was purified by Prep LC-MS (I). LC-MS (C):  $t_R = 0.89$ min;  $[M+H]^+$ : 572.1.

**Example 14: 2-(5-Fluoro-indol-1-yl)-1-*[(R)-2-hydroxymethyl-4-[2-trifluoromethyl-4-(2-trifluoromethyl-pyrimidin-5-yl)-thiazol-5-yl]-piperazin-1-yl]-ethanone***

This compound was prepared using a method analogous to that of Example 11, step 11.3, (5-fluoroindol-1-yl)acetic acid replacing intermediate 4.2. The crude was purified by Prep LC-MS (V). LC-MS (C):  $t_R = 1.25$ min;  $[M+H]^+$ : 589.1.

**Example 15: 1-*[(R)-2-Hydroxymethyl-4-[2-trifluoromethyl-4-(2-trifluoromethyl-pyrimidin-5-yl)-thiazol-5-yl]-piperazin-1-yl]-2-(5-methoxy-indol-1-yl)-ethanone***

This compound was prepared using a method analogous to that of Example 11, step 11.3, (5-methoxy-1H-indol-1-yl)acetic acid replacing intermediate 4.2. The crude was purified by Prep LC-MS (I). LC-MS (C):  $t_R = 1.22$ min;  $[M+H]^+$ : 601.1.

**Example 16: 1-*[(R)-2-Hydroxymethyl-4-[2-trifluoromethyl-4-(2-trifluoromethyl-pyrimidin-5-yl)-thiazol-5-yl]-piperazin-1-yl]-2-(3-methyl-[1,2,4]triazol-1-yl)-ethanone***

16.1. (3-Methyl-[1,2,4]triazol-1-yl)-acetic acid benzyl ester

This compound was prepared using a method analogous to that of Example 1, step 1.8, 3-methyl-1H-1,2,4-triazole replacing 3-tert-butyl-1H-1,2,4-triazole. The mixture of

regioisomers was purified by preparative chiral HPLC (IV). First eluting fraction: (5-methyl-[1,2,4]triazol-1-yl)-acetic acid benzyl ester. LC-MS (A):  $t_R = 0.68\text{min}$ ;  $[M+H]^+$ : 232.16.  $^1\text{H-NMR}$  ( $\text{CDCl}_3$ ): 7.83 (s, 1H); 7.40-7.33 (m, 5H); 5.23 (s, 2H); 4.93 (s, 2H); 2.43 (s, 3H). Roesy signal seen between  $\text{CH}_2$  at 4.93ppm and  $\text{CH}_3$  at 2.43ppm.

- 5 Second eluting fraction: (3-methyl-[1,2,4]triazol-1-yl)-acetic acid benzyl ester. LC-MS (A):  $t_R = 0.67\text{min}$ ;  $[M+H]^+$ : 232.16.  $^1\text{H-NMR}$  ( $\text{CDCl}_3$ ): 8.05 (s, 1H); 7.40-7.30 (m, 5H); 5.23 (s, 0.95H,  $\text{CH}_2$ ); 4.93-4.88 (3s, 2H); 2.42 (s, 3H). Roesy signal seen between CH (triazole) at 8.05ppm and  $\text{CH}_2$  at 4.93-4.88ppm.

*16.2. (3-Methyl-[1,2,4]triazol-1-yl)-acetic acid*

- 10 This compound was prepared using a method analogous to that of Example 1, step 1.9, (3-methyl-[1,2,4]triazol-1-yl)-acetic acid benzyl ester from step 16.1 replacing intermediate 1.8. LC-MS (A):  $t_R = 0.18\text{min}$ ;  $[M+H]^+$ : 142.22.

*16.3. 1-{(R)-2-Hydroxymethyl-4-[2-trifluoromethyl-4-(2-trifluoromethyl-pyrimidin-5-yl)-thiazol-5-yl]-piperazin-1-yl}-2-(3-methyl-[1,2,4]triazol-1-yl)-ethanone*

- 15 This compound was prepared using a method analogous to that of Example 11, step 11.3, intermediate 16.2 replacing intermediate 4.2. The crude was purified by Prep LC-MS (II). LC-MS (B):  $t_R = 1.35\text{min}$ ;  $[M+H]^+$ : 537.1.

**Example 17: 1-{(R)-2-Hydroxymethyl-4-[2-trifluoromethyl-4-(2-trifluoromethyl-pyrimidin-5-yl)-thiazol-5-yl]-piperazin-1-yl}-2-(3-methoxymethyl-[1,2,4]triazol-1-yl)-ethanone**

*17.1. (3-Methoxymethyl-[1,2,4]triazol-1-yl)-acetic acid benzyl ester*

- This compound was prepared using a method analogous to that of Example 1, step 1.8, 3-(methoxymethyl)-1H-1,2,4-triazole replacing 3-tert-butyl-1H-1,2,4-triazole. The crude was purified by two CC (1. Biotage, SNAP 10g cartridge, solvent A: DCM; solvent B: DCM/MeOH 8:2; gradient in %B: 5 for 7CV, 5 to 15 over 3CV, 15 for 3CV. 2. Biotage, SNAP 10g cartridge, solvent A: DCM; solvent B: DCM/MeOH 8:2; gradient in %B: 5 for 5CV, 5 to 10 over 3CV, 10 for 3CV, 10 to 15 for 3 CV) to yield two regioisomers:

First eluting fraction: (5-methoxymethyl-[1,2,4]triazol-1-yl)-acetic acid benzyl ester: colourless oil. LC-MS (A):  $t_R = 0.71\text{min}$ ;  $[M+H]^+$ : 262.2.

- 30 Second eluting fraction: (3-methoxymethyl-[1,2,4]triazol-1-yl)-acetic acid benzyl ester: colourless oil. LC-MS (A):  $t_R = 0.67\text{min}$ ;  $[M+H]^+$ : 262.1. Roesy signal seen between CH (triazole) at 8.17ppm and  $\text{NCH}_2\text{CO}_2$  at 5.01ppm.

*17.2. (3-Methoxymethyl-[1,2,4]triazol-1-yl)-acetic acid*

This compound was prepared using a method analogous to that of Example 1, step 1.9, (3-methoxymethyl-[1,2,4]triazol-1-yl)-acetic acid benzyl ester from step 17.1 replacing intermediate 1.8. LC-MS (A):  $t_R = 0.24\text{min}$ ;  $[M+H]^+$ : 172.0.

17.3. *1-{(R)-2-Hydroxymethyl-4-[2-trifluoromethyl-4-(2-trifluoromethyl-pyrimidin-5-yl)-thiazol-5-yl]-piperazin-1-yl}-2-(3-methoxymethyl-[1,2,4]triazol-1-yl)-ethanone*

This compound was prepared using a method analogous to that of Example 11, step 11.3, intermediate 17.2 replacing intermediate 4.2. The crude was purified by Prep LC-MS (II). LC-MS (B):  $t_R = 1.36\text{min}$ ;  $[M+H]^+$ : 567.1.

**Example 18: 1-{(R)-2-Hydroxymethyl-4-[2-trifluoromethyl-4-(2-trifluoromethyl-pyrimidin-5-yl)-thiazol-5-yl]-piperazin-1-yl}-2-[3-(5-methyl-[1,2,4]oxadiazol-3-yl)-[1,2,4]triazol-1-yl]-ethanone**

18.1. *5-Methyl-3-(1H-[1,2,4]triazol-3-yl)-[1,2,4]oxadiazole*

To a suspension of N-hydroxy-acetamide (803mg) in THF (25mL) was added NaH (60% in oil, 434 mg) at RT. The foaming suspension was stirred at 70°C under argon for 30min, then methyl 1H-1,2,4-triazole-3-carboxylate (725mg) was added and the mixture was stirred at 70°C for 2h40. The reaction mixture was allowed to cool to RT, quenched with sat.  $\text{NH}_4\text{Cl}$ , filtrated off, and the precipitate was washed with THF and MeOH. The filtrate was evaporated and dried at HV to give 1.85g as beige solid. LC-MS (A):  $t_R = 0.4\text{min}$ ;  $[M+H]^+$ : 152.2.

18.2. *[3-(5-Methyl-[1,2,4]oxadiazol-3-yl)-[1,2,4]triazol-1-yl]-acetic acid benzyl ester*

To a suspension of intermediate 18.1 (1.84g) in MeCN (85mL) and DMF (5mL) were added  $\text{Cs}_2\text{CO}_3$  (3.97g) and benzyl bromoacetate (4mL) at RT and the reaction mixture was stirred at RT overnight. The reaction mixture was evaporated to dryness, diluted with EA and washed with water (2x) and brine (1x). The aq. layers were re-extracted with EA (2x). The combined org. layers were dried over  $\text{MgSO}_4$ , filtrated off, evaporated and dried at HV. CC (Biotage, SNAP 100g cartridge, solvent A: Hep; solvent B: EA; gradient in %B: 30 for 2CV, 30 to 50 over 3CV, 50 for 3CV, 50 to 70 over 3CV) followed by Prep LC-MS (I) afforded 341mg as white powder (contains 22mol% of intermediate 18.3). LC-MS (A):  $t_R = 0.77\text{min}$ ;  $[M+H]^+$ : 300.0.

18.3. *[3-(5-methyl-[1,2,4]oxadiazol-3-yl)-[1,2,4]triazol-1-yl]-acetate, as sodium salt*

To a suspension of intermediate 18.2 (335mg) in EtOH (3mL) was added 1M NaOH (0.88mL) at RT and the resulting solution was stirred at RT for 1h. The reaction mixture was evaporated and dried at HV to give 349mg as beige solid. LC-MS (A):  $t_R = 0.39\text{min}$ ;  $[M+H]^+$ : 210.1.

18.4. 1-*[(R)-2-Hydroxymethyl-4-[2-trifluoromethyl-4-(2-trifluoromethyl-pyrimidin-5-yl)-thiazol-5-yl]-piperazin-1-yl]-2-[3-(5-methyl-[1,2,4]oxadiazol-3-yl)-[1,2,4]triazol-1-yl]-ethanone*

This compound was prepared using a method analogous to that of Example 11, step 11.3, intermediate 18.3 replacing intermediate 4.2. The crude was purified by Prep LC-MS (I). LC-MS (B):  $t_R = 1.41\text{min}$ ;  $[M+H]^+$ : 605.1.

**Example 19: 1-*[(R)-2-Hydroxymethyl-4-[2-trifluoromethyl-4-(2-trifluoromethyl-pyrimidin-5-yl)-thiazol-5-yl]-piperazin-1-yl]-2-(3-phenyl-[1,2,4]triazol-1-yl)-ethanone***

This compound was prepared using a method analogous to that of Example 11, step 11.3, 2-(3-phenyl-1H-1,2,4-triazol-1-yl)acetic acid replacing intermediate 4.2. The crude was purified by Prep LC-MS (I). LC-MS (C):  $t_R = 1.15\text{min}$ ;  $[M+H]^+$ : 599.2.

**Example 20: 2-(3-Acetyl-[1,2,4]triazol-1-yl)-1-*[(R)-2-hydroxymethyl-4-[2-trifluoromethyl-4-(2-trifluoromethyl-pyrimidin-5-yl)-thiazol-5-yl]-piperazin-1-yl]-ethanone***

20.1. *(3-Acetyl-[1,2,4]triazol-1-yl)-acetic acid benzyl ester*

This compound was prepared using a method analogous to that of Example 1, step 1.8, 1-(1H-1,2,4-triazol-5-yl)ethanone replacing 3-tert-butyl-1H-1,2,4-triazole. The crude was purified by CC (Biotage, SNAP 10g cartridge, solvent A: Hep; solvent B: EA; gradient in %B: 30 for 4CV, 30 to 70 over 4CV, 70 for 2CV, 70 to 100 over 2CV, 100 for 2CV) to give the desired triazole regioisomer as second fraction. Roesy signal seen between CH (triazole) at 8.28ppm and CH<sub>2</sub> at 5.1ppm.

LC-MS (A):  $t_R = 0.7\text{min}$ ;  $[M+H]^+$ : 260.1.

20.2. *(3-Acetyl-[1,2,4]triazol-1-yl)-acetic acid*

This compound was prepared using a method analogous to that of Example 1, step 1.9, intermediate 20.1 replacing intermediate 1.8. LC-MS (A):  $t_R = 0.25\text{min}$ ;  $[M+H]^+$ : 170.0.

20.3. 2-(3-Acetyl-[1,2,4]triazol-1-yl)-1-*[(R)-2-hydroxymethyl-4-[2-trifluoromethyl-4-(2-trifluoromethyl-pyrimidin-5-yl)-thiazol-5-yl]-piperazin-1-yl]-ethanone*

This compound was prepared using a method analogous to that of Example 11, step 11.3, intermediate 20.2 replacing intermediate 4.2 and DCM replacing DMF. The crude was purified by Prep LC-MS (II) followed by Prep LC-MS (IV). LC-MS (B):  $t_R = 1.38\text{min}$ ;  $[M+H]^+$ : 565.1.

**Example 21: 2-[3-(1-Hydroxy-ethyl)-[1,2,4]triazol-1-yl]-1-*[(R)-2-hydroxymethyl-4-[2-trifluoromethyl-4-(2-trifluoromethyl-pyrimidin-5-yl)-thiazol-5-yl]-piperazin-1-yl]-ethanone***

To solution of Example 20 (40mg) in THF (0.75mL) and EtOH (0.25mL) was added NaBH<sub>4</sub> (1.3mg) and the mixture was stirred at 0°C for 1h10. The reaction mixture was quenched by

addition of H<sub>2</sub>O and extracted with DCM (3x). The combined org. layers were evaporated and dried at HV. The crude was purified by Prep LC-MS (IV) to give 25mg as white powder. LC-MS (B): t<sub>R</sub> = 1.32min; [M+H]<sup>+</sup>: 567.1.

**Example 22:** 1-**{(R)-2-Hydroxymethyl-4-[2-trifluoromethyl-4-(2-trifluoromethyl-pyrimidin-5-yl)-thiazol-5-yl]-piperazin-1-yl}-2-(3-methyl-pyrazol-1-yl)-ethanone**

This compound was prepared using a method analogous to that of Example 11, step 11.3, (3-methyl-1H-pyrazol-1-yl)acetic acid replacing intermediate 4.2 and DCM replacing DMF. The crude was purified by Prep LC-MS (IV). LC-MS (C): t<sub>R</sub> = 1.07min; [M+H]<sup>+</sup>: 536.4.

**Example 23:** 1-**{(R)-2-Hydroxymethyl-4-[2-trifluoromethyl-4-(2-trifluoromethyl-pyrimidin-5-yl)-thiazol-5-yl]-piperazin-1-yl}-2-(3-pyridin-2-yl-[1,2,4]triazol-1-yl)-ethanone**

*23.1. (3-Pyridin-2-yl-[1,2,4]triazol-1-yl)-acetic acid tert-butyl ester*

This compound was prepared using a method analogous to that of Example 1, step 1.8, 2-(1H-1,2,4-triazol-3-yl)pyridine replacing 3-tert-butyl-1H-1,2,4-triazole and tert-butyl bromoacetate replacing benzyl bromoacetate. The compound was further purified by Prep LC-MS (VI). LC-MS (A): t<sub>R</sub> = 0.61min; [M+H]<sup>+</sup>: 261.2.

*23.2. 2-(3-(Pyridin-2-yl)-1H-1,2,4-triazol-1-yl)acetic acid, as hydrochloride salt*

To a suspension of intermediate 23.1 (263mg) dioxane (2mL) was added HCl (4M in dioxane; 2mL). After 1h at RT, few drops of H<sub>2</sub>O were added and the reaction mixture was stirred for 26h. The reaction mixture was evaporated and dried at HV to give 263mg as yellowish solid. LC-MS (A): t<sub>R</sub> = 0.29min; [M+H]<sup>+</sup>: 205.1.

*23.3. 1-**{(R)-2-Hydroxymethyl-4-[2-trifluoromethyl-4-(2-trifluoromethyl-pyrimidin-5-yl)-thiazol-5-yl]-piperazin-1-yl}-2-(3-pyridin-2-yl-[1,2,4]triazol-1-yl)-ethanone***

This compound was prepared using a method analogous to that of Example 11, step 11.3, intermediate 23.2 replacing intermediate 4.2 and DCM replacing DMF. The crude was purified by Prep LC-MS (IV) followed by Prep TLC (0.5mm, DCM/MeOH 95/5). LC-MS (C): t<sub>R</sub> = 1.00min; [M+H]<sup>+</sup>: 600.1.

**Example 24 and Example 25:** 2-(3-Ethyl-5-methyl-[1,2,4]triazol-1-yl)-1-**{(R)-2-hydroxymethyl-4-[2-trifluoromethyl-4-(2-trifluoromethyl-pyrimidin-5-yl)-thiazol-5-yl]-piperazin-1-yl}-ethanone** and 2-(5-Ethyl-3-methyl-[1,2,4]triazol-1-yl)-1-**{(R)-2-hydroxymethyl-4-[2-trifluoromethyl-4-(2-trifluoromethyl-pyrimidin-5-yl)-thiazol-5-yl]-piperazin-1-yl}-ethanone**

*Acid precursors for Example 24 and 25:*

Step 24.1. To ethylacetimidate hydrochloride (500mg) in MeCN (6mL) was added Amberlyst A21 (1.14g) and the suspension stirred at RT for 15min. Then the mixture was filtrated and

the resin washed with MeCN (1mL). Propanoic acid hydrazide (353mg) was added to the filtrate and the resulting white suspension was stirred at 50°C under argon for 4d and at 80°C overnight. The reaction mixture was evaporated. Purification by CC (Biotage, SNAP 10g cartridge, solvent A: DCM; solvent B: MeOH; gradient in %B: 10 for 6CV, 10 to 20 over 5 3CV, 20 for 6CV) followed by a second CC (Biotage, SNAP 10g cartridge, solvent A: DCM; solvent B: DCM/MeOH 8:2; gradient in %B: 25 for 7CV, 25 to 50 over 3CV, 50 for 5CV) afforded 3-ethyl-5-methyl-1H-[1,2,4]triazole (125mg as yellow oil). LC-MS (A):  $t_R = 0.21\text{min}$ ;  $[M+H]^+$ : 112.4.

Step 24.2: A method analogous to that of Example 1 step 1.8 was followed, 3-ethyl-5- 10 methyl-1H-[1,2,4]triazole from step 24.1 replacing 3-tert-butyl-1H-1,2,4-triazole. A mixture of regioisomers was obtained: (3-ethyl-5-methyl-[1,2,4]triazol-1-yl)-acetic acid benzyl ester and (5-ethyl-3-methyl-[1,2,4]triazol-1-yl)-acetic acid benzyl ester.

Step 24.3: A method analogous to that of Example 1 step 1.9 was followed, intermediates 15 from step 24.2 replacing intermediate 1.8. A mixture of regioisomers (ca. 1:1) was obtained: (3-ethyl-5-methyl-[1,2,4]triazol-1-yl)-acetic acid and (5-ethyl-3-methyl-[1,2,4]triazol-1-yl)-acetic acid.

The final compounds were prepared using a method analogous to that of Example 11, step 11.3, intermediates from step 24.3 replacing intermediate 4.2 and DCM replacing DMF. The crude was purified by Prep LC-MS (IV) followed by preparative chiral HPLC (I). Both 20 fractions were taken up in DCM and washed with water (2x) and the aq. layers extracted with DCM (1x). The combined org. layers were dried over  $\text{MgSO}_4$ , filtrated off, evaporated and dried at HV.

First eluting fraction (Example 24): 2-(3-ethyl-5-methyl-[1,2,4]triazol-1-yl)-1-{(R)-2- 25 hydroxymethyl-4-[2-trifluoromethyl-4-(2-trifluoromethyl-pyrimidin-5-yl)-thiazol-5-yl]-piperazin-1-yl}-ethanone. LC-MS (C):  $t_R = 1.00\text{min}$ ;  $[M+H]^+$ : 565.1.

Second eluting fraction (Example 25): 2-(5-ethyl-3-methyl-[1,2,4]triazol-1-yl)-1-{(R)-2- hydroxymethyl-4-[2-trifluoromethyl-4-(2-trifluoromethyl-pyrimidin-5-yl)-thiazol-5-yl]-piperazin-1-yl}-ethanone. LC-MS (C):  $t_R = 1.00\text{min}$ ;  $[M+H]^+$ : 565.5.

**Example 26: 1-{(R)-2-Hydroxymethyl-4-[2-trifluoromethyl-4-(2-trifluoromethyl- 30 pyrimidin-5-yl)-thiazol-5-yl]-piperazin-1-yl}-2-imidazo[4,5-b]pyridin-3-yl-ethanone**

*26.1. Imidazo[4,5-b]pyridin-3-yl-acetic acid benzyl ester*

To a solution of 4-azabenzimidazole (4.75g) in DMF (80mL) was added benzyl bromoacetate (6.58mL) followed by  $\text{Cs}_2\text{CO}_3$  (25.9g). The resulting suspension was stirred overnight. The reaction mixture was diluted with EA and washed with water (2x) and aq. sat. 35  $\text{NH}_4\text{Cl}$ . The aq. layers were extracted with EA (2x). The combined org. layers were dried over  $\text{MgSO}_4$ , filtrated off and evaporated in reduced pressure. The crude was purified by CC

(Biotage, SNAP 100g cartridge, solvent A: DCM; solvent B: DCM/MeOH 8:2; gradient in %B: 0 to 5 over 3CV, 5 for 5CV, 5 to 15 over 5CV, 15 for 3CV) to afford 4.99g of the desired compound as yellow solid. LC-MS (B):  $t_R = 0.59$  min;  $[M+H]^+$ : 267.86.

*26.2. Imidazo[4,5-b]pyridin-3-yl-acetic acid*

5 To a yellow suspension of intermediate 26.1 (4.99g) in MeOH (30mL) and acetic acid (0.3mL) was added Pd/C (10%, 994mg) under argon. The flask was evacuated and backfilled with argon three times, then evacuated and backfilled with hydrogen twice. The reaction mixture was stirred at RT under hydrogen for 5h, filtrated over celite and the celite was washed with MeOH. The filtrate was evaporated to dryness to afford 2.41g of off-white  
10 solid that was used without purification. LC-MS (B):  $t_R = 0.15$  min;  $[M+H]^+$ : 178.24.

*26.3. 1-((R)-2-Hydroxymethyl-4-[2-trifluoromethyl-4-(2-trifluoromethyl-pyrimidin-5-yl)-thiazol-5-yl]-piperazin-1-yl)-2-imidazo[4,5-b]pyridin-3-yl-ethanone*

This compound was prepared using a method analogous to that of Example 11, step 11.3, intermediate 26.2 replacing intermediate 4.2 and DCM replacing DMF. The crude was  
15 purified by Prep LC-MS (IV) followed by Prep TLC (0.5mm, DCM/MeOH 95/5). LC-MS (A):  $t_R = 0.8$ min;  $[M+H]^+$ : 573.0.

**Example 27: 2-(3,5-Dimethyl-[1,2,4]triazol-1-yl)-1-((R)-2-(2-hydroxy-ethyl)-4-[2-trifluoromethyl-4-(2-trifluoromethyl-pyrimidin-5-yl)-thiazol-5-yl]-piperazin-1-yl)-ethanone**

20 *27.1. (R)-2-(4-(2-(trifluoromethyl)-4-(2-(trifluoromethyl)pyrimidin-5-yl)thiazol-5-yl)piperazin-2-yl)ethan-1-ol, as hydrochloride salt*

This compound was prepared using a method analogous to that of Example 1, following steps 1.1 to steps 1.7, (R)-1-Boc-2-hydroxyethylpiperazine replacing (S)-1-Boc-2-hydroxymethylpiperazine in step 1.3. LC-MS (A):  $t_R = 0.69$ min;  $[M+H]^+$ : 428.0.

25 *27.2. 2-(3,5-Dimethyl-[1,2,4]triazol-1-yl)-1-((R)-2-(2-hydroxy-ethyl)-4-[2-trifluoromethyl-4-(2-trifluoromethyl-pyrimidin-5-yl)-thiazol-5-yl]-piperazin-1-yl)-ethanone*

This compound was prepared using a method analogous to that of Example 12, intermediate 27.1 replacing intermediate 11.2 and DCM replacing DMF. The crude was purified by Prep LC-MS (I) followed by Prep TLC (0.5mm, DCM/MeOH 97/3). LC-MS (C):  $t_R = 0.98$ min;  $[M+H]^+$ : 565.2.  
30

**Example 28: 1-((R)-2-(2-Hydroxy-ethyl)-4-[2-trifluoromethyl-4-(2-trifluoromethyl-pyrimidin-5-yl)-thiazol-5-yl]-piperazin-1-yl)-2-(3-trifluoromethyl-[1,2,4]triazol-1-yl)-ethanone**

This compound was prepared using a method analogous to that of Example 27, step 27.2, intermediate 5.2 replacing (3,5-dimethyl-1H-1,2,4-triazol-1-yl)acetic acid. The crude was purified by Prep LC-MS (V). LC-MS (C):  $t_R = 1.16\text{min}$ ;  $[M+H]^+$ : 605.1.

**Example 29: 2-(3-Cyclobutyl-[1,2,4]triazol-1-yl)-1-((R)-2-(2-hydroxy-ethyl)-4-[2-trifluoromethyl-4-(2-trifluoromethyl-pyrimidin-5-yl)-thiazol-5-yl]-piperazin-1-yl)-ethanone**

*29.1. (3-Cyclobutyl-[1,2,4]triazol-1-yl)-acetic acid benzyl ester*

This compound was prepared using a method analogous to that of Example 1, step 1.8, 3-cyclobutyl-1H-1,2,4-triazole replacing of 3-tert-butyl-1H-1,2,4-triazole. A further Prep LC-MS (IV) purification was performed before submitting the regioisomeric mixture for separation to preparative chiral HPLC (V).

First eluting fraction: (5-cyclobutyl-[1,2,4]triazol-1-yl)-acetic acid benzyl ester. LC-MS (A):  $t_R = 0.68\text{min}$ ;  $[M+H]^+$ : 272.2.

Second eluting fraction: (3-cyclobutyl-[1,2,4]triazol-1-yl)-acetic acid benzyl ester. (LC-MS (A):  $t_R = 0.7\text{min}$ ;  $[M+H]^+$ : 272.2.

*29.2. (3-Cyclobutyl-[1,2,4]triazol-1-yl)-acetic acid*

This compound was prepared using a method analogous to that of Example 1, step 1.9, (3-cyclobutyl-[1,2,4]triazol-1-yl)-acetic acid benzyl ester from step 29.1 replacing intermediate 1.8. LC-MS (A):  $t_R = 0.32\text{min}$ ;  $[M+H]^+$ : 182.3. Roesy signal seen between CH (triazole) at 8.40ppm and N-CH<sub>2</sub>-COOH at 5.02ppm.

*29.3. 2-(3-Cyclobutyl-[1,2,4]triazol-1-yl)-1-((R)-2-(2-hydroxy-ethyl)-4-[2-trifluoromethyl-4-(2-trifluoromethyl-pyrimidin-5-yl)-thiazol-5-yl]-piperazin-1-yl)-ethanone*

This compound was prepared using a method analogous to that of Example 27, step 27.2, intermediate 29.2 replacing (3,5-dimethyl-1H-1,2,4-triazol-1-yl)acetic acid. The crude was purified by Prep LC-MS (IV). LC-MS (C):  $t_R = 1.11\text{min}$ ;  $[M+H]^+$ : 591.2.

**Example 30: 2-(3-tert-Butyl-[1,2,4]triazol-1-yl)-1-((R)-2-(2-hydroxy-ethyl)-4-[2-trifluoromethyl-4-(2-trifluoromethyl-pyrimidin-5-yl)-thiazol-5-yl]-piperazin-1-yl)-ethanone**

This compound was prepared using a method analogous to that of Example 27, step 27.2, intermediate 1.9 replacing (3,5-dimethyl-1H-1,2,4-triazol-1-yl)acetic acid. The crude was purified by Prep LC-MS (I). LC-MS (C):  $t_R = 1.13\text{min}$ ;  $[M+H]^+$ : 593.2.

**Example 31: 2-(3-Cyclopropyl-[1,2,4]triazol-1-yl)-1-((R)-2-(2-hydroxy-ethyl)-4-[2-trifluoromethyl-4-(2-trifluoromethyl-pyrimidin-5-yl)-thiazol-5-yl]-piperazin-1-yl)-ethanone**

This compound was prepared using a method analogous to that of Example 27, step 27.2, intermediate 3.2 replacing (3,5-dimethyl-1H-1,2,4-triazol-1-yl)acetic acid. The crude was purified by Prep LC-MS (I). LC-MS (C):  $t_R = 1.06\text{min}$ ;  $[M+H]^+$ : 577.4.

**Example 32: 2-(3-Ethyl-[1,2,4]triazol-1-yl)-1-((R)-2-(2-hydroxy-ethyl)-4-[2-trifluoromethyl-4-(2-trifluoromethyl-pyrimidin-5-yl)-thiazol-5-yl]-piperazin-1-yl)-ethanone**

*32.1. (3-Ethyl-[1,2,4]triazol-1-yl)-acetic acid benzyl ester*

This compound was prepared using a method analogous to that of Example 1, step 1.8, 3-ethyl-1H-1,2,4-triazole replacing of 3-tert-butyl-1H-1,2,4-triazole. The mixture of regioisomers was purified by preparative chiral HPLC (VI). First eluting fraction: (5-ethyl-[1,2,4]triazol-1-yl)-acetic acid benzyl ester: LC-MS (A):  $t_R = 0.72\text{min}$ ;  $[M+H]^+$ : 246.2. Roesy signal seen between  $\text{CH}_2\text{CH}_3$  at 2.72ppm and  $\text{CH}_2\text{CO}_2$  at 4.93ppm.

Second eluting fraction: (3-ethyl-[1,2,4]triazol-1-yl)-acetic acid benzyl ester: LC-MS (A):  $t_R = 0.71\text{min}$ ;  $[M+H]^+$ : 246.2. Roesy signal seen between CH at 8.08 ppm and  $\text{CH}_2\text{CO}_2$  at 4.96ppm.

*32.2. (3-Ethyl-[1,2,4]triazol-1-yl)-acetic acid*

This compound was prepared using a method analogous to that of Example 1, step 1.9, (3-ethyl-[1,2,4]triazol-1-yl)-acetic acid benzyl ester from step 32.1 replacing intermediate 1.8. LC-MS (A):  $t_R = 0.25\text{min}$ ;  $[M+H]^+$ : 156.2.

**32.3. 2-(3-Ethyl-[1,2,4]triazol-1-yl)-1-((R)-2-(2-hydroxy-ethyl)-4-[2-trifluoromethyl-4-(2-trifluoromethyl-pyrimidin-5-yl)-thiazol-5-yl]-piperazin-1-yl)-ethanone**

This compound was prepared using a method analogous to that of Example 27, step 27.2, intermediate 32.2 replacing (3,5-dimethyl-1H-1,2,4-triazol-1-yl)acetic acid. The crude was purified by Prep LC-MS (IV). LC-MS (C):  $t_R = 1.04\text{min}$ ;  $[M+H]^+$ : 564.9.

**Example 33: 2-(5-Ethyl-[1,2,4]triazol-1-yl)-1-((R)-2-(2-hydroxy-ethyl)-4-[2-trifluoromethyl-4-(2-trifluoromethyl-pyrimidin-5-yl)-thiazol-5-yl]-piperazin-1-yl)-ethanone**

*33.1. (5-Ethyl-[1,2,4]triazol-1-yl)-acetic acid*

This compound was prepared using a method analogous to that of Example 1, step 1.9, (5-ethyl-[1,2,4]triazol-1-yl)-acetic acid benzyl ester from step 32.1 replacing intermediate 1.8. LC-MS (A):  $t_R = 0.22\text{min}$ ;  $[M+H]^+$ : 156.1.

*33.2. 2-(5-Ethyl-[1,2,4]triazol-1-yl)-1-((R)-2-(2-hydroxy-ethyl)-4-[2-trifluoromethyl-4-(2-trifluoromethyl-pyrimidin-5-yl)-thiazol-5-yl]-piperazin-1-yl)-ethanone*

This compound was prepared using a method analogous to that of Example 27, step 27.2, intermediate 33.1 replacing (3,5-dimethyl-1H-1,2,4-triazol-1-yl)acetic acid. The crude was purified by Prep LC-MS (I). LC-MS (C):  $t_R = 1.03\text{min}$ ;  $[M+H]^+$ : 565.2.

**Example 34:** 1-**{(R)-2-(2-Hydroxy-ethyl)-4-[2-trifluoromethyl-4-(2-trifluoromethyl-pyrimidin-5-yl)-thiazol-5-yl]-piperazin-1-yl}-2-(3-isopropyl-[1,2,4]triazol-1-yl)-ethanone**

This compound was prepared using a method analogous to that of Example 27, step 27.2, intermediate 4.2 replacing (3,5-dimethyl-1H-1,2,4-triazol-1-yl)acetic acid. The crude was purified by Prep LC-MS (IV). LC-MS (C):  $t_R = 1.08\text{min}$ ;  $[M+H]^+$ : 579.2.

**Example 35:** 1-**{(R)-2-(2-Hydroxy-ethyl)-4-[2-trifluoromethyl-4-(2-trifluoromethyl-pyrimidin-5-yl)-thiazol-5-yl]-piperazin-1-yl}-2-(3-methyl-[1,2,4]triazol-1-yl)-ethanone**

This compound was prepared using a method analogous to that of Example 27, step 27.2, intermediate 16.2 replacing (3,5-dimethyl-1H-1,2,4-triazol-1-yl)acetic acid. The crude was purified by Prep LC-MS (II) followed by Prep LC-MS (IV). LC-MS (C):  $t_R = 1.00\text{min}$ ;  $[M+H]^+$ : 551.2.

**Example 36:** 1-**{(R)-2-(2-Hydroxy-ethyl)-4-[2-trifluoromethyl-4-(2-trifluoromethyl-pyrimidin-5-yl)-thiazol-5-yl]-piperazin-1-yl}-2-(5-methyl-[1,2,4]triazol-1-yl)-ethanone**

*36.1. (5-Methyl-[1,2,4]triazol-1-yl)-acetic acid*

This compound was prepared using a method analogous to that of Example 1, step 1.9, (5-methyl-[1,2,4]triazol-1-yl)-acetic acid benzyl ester from step 16.1 replacing intermediate 1.8.

LC-MS (A):  $t_R = 0.19\text{min}$ ;  $[M+H]^+$ : 142.2.

*36.2. 1-**{(R)-2-(2-Hydroxy-ethyl)-4-[2-trifluoromethyl-4-(2-trifluoromethyl-pyrimidin-5-yl)-thiazol-5-yl]-piperazin-1-yl}-2-(5-methyl-[1,2,4]triazol-1-yl)-ethanone***

This compound was prepared using a method analogous to that of Example 27, step 27.2, intermediate 36.1 replacing (3,5-dimethyl-1H-1,2,4-triazol-1-yl)acetic acid. The crude was purified by Prep LC-MS (IV). LC-MS (C):  $t_R = 1.00\text{min}$ ;  $[M+H]^+$ : 551.1.

**Example 37:** 1-**{(R)-2-(2-Hydroxy-ethyl)-4-[2-trifluoromethyl-4-(2-trifluoromethyl-pyrimidin-5-yl)-thiazol-5-yl]-piperazin-1-yl}-2-(3-methoxymethyl-[1,2,4]triazol-1-yl)-ethanone**

This compound was prepared using a method analogous to that of Example 27, step 27.2, intermediate 17.2 replacing (3,5-dimethyl-1H-1,2,4-triazol-1-yl)acetic acid. The crude was purified by Prep LC-MS (IV). LC-MS (B):  $t_R = 1.37\text{min}$ ;  $[M+H]^+$ : 581.1.

**Example 38:** 2-(3-Difluoromethyl-[1,2,4]triazol-1-yl)-1-**{(R)-2-hydroxymethyl-4-[2-trifluoromethyl-4-(2-trifluoromethyl-pyrimidin-5-yl)-thiazol-5-yl]-piperazin-1-yl}-ethanone**

*38.1. (3-Difluoromethyl-[1,2,4]triazol-1-yl)-acetic acid benzyl ester*

This compound was prepared using a method analogous to that of Example 1, step 1.8, 3-(difluoromethyl)-1H-1,2,4-triazole replacing 3-tert-butyl-1H-1,2,4-triazole. The crude was purified by CC (Biotage, SNAP 50g cartridge, solvent A: Hep; solvent B: EA; gradient in %B: 30 for 5CV, 30 to 70 over 5CV, 70 for 3CV, 70 to 100 over 2CV, 100 for 1CV) to yield two regioisomers:

First eluting fraction: (5-difluoromethyl-[1,2,4]triazol-1-yl)-acetic acid benzyl ester: yellow oil. LC-MS (A):  $t_R = 0.78\text{min}$ ;  $[M+H]^+$ : 268.2.

Second eluting fraction: (3-difluoromethyl-[1,2,4]triazol-1-yl)-acetic acid benzyl ester: off-white solid. LC-MS (A):  $t_R = 0.77\text{min}$ ;  $[M+H]^+$ : 268.1.

10 **38.2. (3-Difluoromethyl-[1,2,4]triazol-1-yl)-acetic acid**

This compound was prepared using a method analogous to that of Example 1, step 1.9, (3-difluoromethyl-[1,2,4]triazol-1-yl)-acetic acid benzyl ester from step 38.1 replacing intermediate 1.8. LC-MS (A):  $t_R = 0.26\text{min}$ ;  $[M+H]^+$ : 178.2.

15 **38.3. 2-(3-Difluoromethyl-[1,2,4]triazol-1-yl)-1-{(R)-2-hydroxymethyl-4-[2-trifluoromethyl-4-(2-trifluoromethyl-pyrimidin-5-yl)-thiazol-5-yl]-piperazin-1-yl}-ethanone**

This compound was prepared using a method analogous to that of Example 27, step 27.2, intermediate 38.2 replacing (3,5-dimethyl-1H-1,2,4-triazol-1-yl)acetic acid. The crude was purified by Prep LC-MS (IV). LC-MS (A):  $t_R = 0.86\text{min}$ ;  $[M+H]^+$ : 573.0.

20 **Example 39: 1-{(R)-2-(2-Hydroxy-ethyl)-4-[2-trifluoromethyl-4-(2-trifluoromethyl-pyrimidin-5-yl)-thiazol-5-yl]-piperazin-1-yl}-2-(3-methyl-pyrazol-1-yl)-ethanone**

This compound was prepared using a method analogous to that of Example 27, step 27.2, (3-methyl-1H-pyrazol-1-yl)acetic acid replacing (3,5-dimethyl-1H-1,2,4-triazol-1-yl)acetic acid. The crude was purified by Prep LC-MS (IV). LC-MS (C):  $t_R = 1.08\text{min}$ ;  $[M+H]^+$ : 550.0.

25 **Example 40: 2-(3-Ethyl-pyrazol-1-yl)-1-{(R)-2-(2-hydroxy-ethyl)-4-[2-trifluoromethyl-4-(2-trifluoromethyl-pyrimidin-5-yl)-thiazol-5-yl]-piperazin-1-yl}-ethanone**

**40.1 (3-Ethyl-pyrazol-1-yl)-acetic acid benzyl ester**

This compound was prepared using a method analogous to that of Example 1, step 1.8, 3-ethyl-1H-pyrazole replacing 3-tert-butyl-1H-1,2,4-triazole. The mixture of regioisomers was purified by preparative chiral HPLC (VII). First eluting fraction: (3-ethyl-pyrazol-1-yl)-acetic acid benzyl ester: LC-MS (A):  $t_R = 0.82\text{min}$ ;  $[M+H]^+$ : 245.1. Roesy signal seen between pyrazol-CH at 7.37 ppm and  $\text{CH}_2\text{CO}_2$  at 4.91 ppm.

**40.2 (3-Ethyl-pyrazol-1-yl)-acetic acid**

This compound was prepared using a method analogous to that of Example 1, step 1.9, (3-ethyl-pyrazol-1-yl)-acetic acid benzyl ester from step 40.1 replacing intermediate 1.8. LC-MS (A):  $t_R = 0.43\text{min}$ ;  $[M+H]^+$ : 155.4.

40.3. *2-(3-Ethyl-pyrazol-1-yl)-1-((R)-2-(2-hydroxy-ethyl)-4-[2-trifluoromethyl-4-(2-trifluoromethyl-pyrimidin-5-yl)-thiazol-5-yl]-piperazin-1-yl)-ethanone*

This compound was prepared using a method analogous to that of Example 27, step 27.2, intermediate 40.2 replacing (3,5-dimethyl-1H-1,2,4-triazol-1-yl)acetic acid. The crude was purified by Prep LC-MS (I). LC-MS (C):  $t_R = 1.14\text{min}$ ;  $[M+H]^+$ : 564.0.

**Example 41: 2-(3-Cyclopropyl-pyrazol-1-yl)-1-((R)-2-(2-hydroxy-ethyl)-4-[2-trifluoromethyl-4-(2-trifluoromethyl-pyrimidin-5-yl)-thiazol-5-yl]-piperazin-1-yl)-ethanone**

This compound was prepared using a method analogous to that of Example 27, step 27.2, (3-cyclopropyl-1H-pyrazol-1-yl)acetic acid replacing (3,5-dimethyl-1H-1,2,4-triazol-1-yl)acetic acid. The crude was purified by Prep LC-MS (IV). LC-MS (C):  $t_R = 1.15\text{min}$ ;  $[M+H]^+$ : 576.2.

**Example 42: 1-((S)-2-Hydroxymethyl-4-[2-trifluoromethyl-4-(2-trifluoromethyl-pyrimidin-5-yl)-thiazol-5-yl]-piperazin-1-yl)-2-(3-methyl-pyrazol-1-yl)-ethanone**

This compound was prepared using a method analogous to that of Example 1, step 1.10, (3-methyl-1H-pyrazol-1-yl)acetic acid replacing intermediate 1.9. The crude was purified by Prep LC-MS (I). LC-MS (C):  $t_R = 1.07\text{min}$ ;  $[M+H]^+$ : 536.2.

**Example 43: 2-(3-Ethyl-pyrazol-1-yl)-1-((S)-2-hydroxymethyl-4-[2-trifluoromethyl-4-(2-trifluoromethyl-pyrimidin-5-yl)-thiazol-5-yl]-piperazin-1-yl)-ethanone**

This compound was prepared using a method analogous to that of Example 1, step 1.10, intermediate 40.2 replacing intermediate 1.9. The crude was purified by Prep LC-MS (I). LC-MS (C):  $t_R = 1.12\text{min}$ ;  $[M+H]^+$ : 550.0.

**Example 44: 2-(3-Cyclopropyl-pyrazol-1-yl)-1-((S)-2-hydroxymethyl-4-[2-trifluoromethyl-4-(2-trifluoromethyl-pyrimidin-5-yl)-thiazol-5-yl]-piperazin-1-yl)-ethanone**

This compound was prepared using a method analogous to that of Example 1, step 1.10, (3-cyclopropyl-1H-pyrazol-1-yl)acetic acid replacing intermediate 1.9. The crude was purified by Prep LC-MS (I). LC-MS (C):  $t_R = 1.13\text{min}$ ;  $[M+H]^+$ : 562.2.

## 30 II. BIOLOGICAL ASSAYS

A) FLIPR assay: The bioactivity of compounds is tested in a fluorometric imaging plate reader (FLIPR: Molecular Devices) using engineered CHO-K1 cells expressing the human CXCR3A (GenBank: AY242128) coupled to a G protein (Galpha(16)). Cells are plated the day prior to bioassay in F12 medium supplemented with 10% FBS and G418 and hygromycin antibiotics to maintain recombinant selection. At the day of bioassay, cells are washed and dye loaded for one hour with Fluo-4-AM (Invitrogen) in Hanks Balanced Salt

- Solution (Invitrogen), buffered with 20 mM Hepes at pH 7.4 and sodium bicarbonate (0.038%), containing 5 mM probenecid. This buffer, but lacking the dye and containing probenecid at a concentration of 2.5 mM, is also used for washing steps (wash buffer); or lacking both dye and probenecid but supplemented with 0.1% BSA for compound dilution
- 5 steps (dilution buffer). Cells are washed free of excess dye and 60 microliter of wash buffer is added. Stock solutions of test compounds are made up at a concentration of 10 mM in DMSO, and serially diluted in dilution buffer to concentrations required for inhibition dose response curves. After a 10 minute incubation period at 37°C, 10 microliters of each
- 10 compound dilution are transferred from a compound plate to the plate containing the recombinant cells in the FLIPR instrument according to the manufacturer's instructions. Following basal readings, 10 microliter CXCL10 agonist at a concentration of 20 nM (from Peprotech) is added, again using the FLIPR instrument. Changes in fluorescence are monitored before and after addition of the test compounds. Emission peak values above base level after CXCL10 addition are exported after base line subtraction.
- 15 The calculated IC<sub>50</sub> values may fluctuate depending on the daily assay performance. Fluctuations of this kind are known to those skilled in the art. In the case where IC<sub>50</sub> values have been determined several times for the same compound, mean values are given. Data are shown in Table 1.

**Table 1**

<b>Example No</b>	<b>FLIPR: IC<sub>50</sub> (nM)</b>	<b>Example No</b>	<b>FLIPR: IC<sub>50</sub> (nM)</b>
<b>1</b>	6.7	<b>23</b>	35
<b>2</b>	6.0	<b>24</b>	7.6
<b>3</b>	3.0	<b>25</b>	3.6
<b>4</b>	1.8	<b>26</b>	3.5
<b>5</b>	4.0	<b>27</b>	5.2
<b>6</b>	4.6	<b>28</b>	1.1
<b>7</b>	3.1	<b>29</b>	5.5
<b>8</b>	10	<b>30</b>	4.4
<b>9</b>	1.3	<b>31</b>	4.4
<b>10</b>	1.1	<b>32</b>	2.6
<b>11</b>	3.4	<b>33</b>	27
<b>12</b>	6.9	<b>34</b>	4.5
<b>13</b>	1.2	<b>35</b>	2.9

<b>14</b>	0.7	<b>36</b>	8.0
<b>15</b>	2.3	<b>37</b>	5.7
<b>16</b>	3.9	<b>38</b>	8.6
<b>17</b>	5.9	<b>39</b>	1.0
<b>18</b>	510	<b>40</b>	1.6
<b>19</b>	42	<b>41</b>	0.45
<b>20</b>	6.4	<b>42</b>	1.0
<b>21</b>	4.3	<b>43</b>	1.2
<b>22</b>	1.6	<b>44</b>	0.38

B): Receptor internalization assay: Stock solutions of test compounds are made up at a concentration of 10 mM in DMSO, and serially diluted in PBS containing 0,5% BSA to concentrations required for inhibition dose response curves. Diluted compounds are then mixed with an equal volume of CXCL10 (Peprotech) diluted in PBS. Anticoagulated venous human whole blood is added to the mixture, which is then incubated in a CO<sub>2</sub> incubator at 37°C to allow for ligand mediated receptor internalization (final CXCL10 concentration is 9 nM). After 30min, the blood is mixed with fluorescently labeled CXCR3 and CD4 specific antibodies (Becton Dickinson) and incubated on ice for 10 minutes. Samples are then mixed with BD FACS Lysing Solution (Becton Dickinson) in order to eliminate red blood cells. After washing the cells with PBS containing 0,5% BSA, the samples are then analyzed in a flow cytometer (FACS Canto II, Becton Dickinson). For data analysis using FACSDiva software (Becton Dickinson), the mean fluorescence corresponding to CXCR3 cell surface expression was determined on CD4 positive cells. The program GraphPad Prism or similar software is used to fit the data to a single site dose response curve and to calculate IC<sub>50</sub> values.

The calculated IC<sub>50</sub> values may fluctuate depending on the daily assay performance. Fluctuations of this kind are known to those skilled in the art. In the case where IC<sub>50</sub> values have been determined several times for the same compound, mean values are given. Data are shown in Table 2.

**Table 2**

<b>Example No</b>	<b>Internalization IC<sub>50</sub> (nM)</b>	<b>Example No</b>	<b>Internalization IC<sub>50</sub> (nM)</b>
<b>1</b>	415	<b>23</b>	2730
<b>2</b>	463	<b>24</b>	355

<b>3</b>	191	<b>25</b>	664
<b>4</b>	283	<b>26</b>	74.2
<b>5</b>	328	<b>27</b>	235
<b>6</b>	778	<b>28</b>	214
<b>7</b>	2270	<b>29</b>	157
<b>8</b>	3200	<b>30</b>	170
<b>9</b>	1520	<b>31</b>	73.8
<b>10</b>	961	<b>32</b>	93.3
<b>11</b>	339	<b>33</b>	652
<b>12</b>	324	<b>34</b>	84.8
<b>13</b>	1050	<b>35</b>	102
<b>14</b>	199	<b>36</b>	451
<b>15</b>	1660	<b>37</b>	393
<b>16</b>	542	<b>38</b>	258
<b>17</b>	1290	<b>39</b>	46.3
<b>18</b>	6500	<b>40</b>	32.7
<b>19</b>	3310	<b>41</b>	30.2
<b>20</b>	2380	<b>42</b>	59.7
<b>21</b>	737	<b>43</b>	40.3
<b>22</b>	105	<b>44</b>	76.0

C) hERG Q-Patch assay: Compounds are evaluated for block of the hERG K channel using CHO cells stably expressing the hERG gene (accession number U04270, bSys, Witterswil, Switzerland) and the QPatch robotic platform (Sophion, Ballerup, Denmark) in single-cell mode at room temperature. Cells are grown in culture flasks at 37°C in 5% CO<sub>2</sub>, in culture medium (Ham's F-12 Nutrient Mixture, Invitrogen 21765-029) supplemented with 9% (v/v) fetal calf serum, 0.9% Penicillin/Streptomycin (10,000 U/mL, Invitrogen 15140148), 100 µg/mL Hygromycin B (Invitrogen 10687010). When the cells are ~80% confluent (every 2-3 days), they are either split for further culture or used for electrophysiology. For further culture, cells are detached with 0.25% Trypsin EDTA solution (Invitrogen 25200-056) and a fraction of the cells (10-30%) is reseeded in culture medium. For electrophysiology, on the experimental day, cells are detached with 0.25% Trypsin EDTA solution and all cells are suspended in suspension medium (293 SFM II, Invitrogen 11686-029) supplemented with

20 mM HEPES and 0.04 mg/mL Trypsin inhibitor. Cells are kept in suspension medium at 32-35°C in the QPatch robot until use, at which time aliquots are transferred to the extracellular solution (in mM: NaCl 150; KCl 4; CaCl<sub>2</sub> 1.2; MgCl<sub>2</sub> 1; HEPES 10; pH 7.4 with NaOH) containing 0.3 %v/v DMSO and applied to the test plates. K<sup>+</sup> currents are measured with the patch-voltage-clamp technique in the whole-cell configuration with the internal solution (in mM: KCl, 140; NaCl, 10; MgCl<sub>2</sub>, 1; HEPES, 10; EGTA, 5; pH = 7.2 with KOH). Currents are low-pass filtered using the internal Bessel filter of the QPatch robot with a cut-off frequency of 2 kHz and are digitized at 10 kHz. K<sup>+</sup> tail currents are produced from a holding voltage of -80 mV by a 500-ms depolarization to +20 mV followed by a 500-ms repolarization to -40 mV; tail current amplitudes are measured at the end of the repolarization to -40 mV. The pulse pattern is repeated every 10 sec during the experiment, baseline K<sup>+</sup> current is measured after 3 min in extracellular solution, test-solution containing compound is then applied, and K<sup>+</sup> current in presence of compound is measured 3 minutes after application to the cells. The respective test-solution is prepared by (1) dissolving the test-compound in pure DMSO, (2) diluting this DMSO solution in extracellular solution, and (3) adding further DMSO, such that the final test-solution has a concentration of either 300 nM or 3000 nM of the test-compound and contains 0.3 %v/v DMSO. Compound effects are quantified as % block by dividing the current in presence of compound by the baseline current; two or three experiments are performed for each compound and the final value represents the mean of the results of each experiment. Data are shown in Table 3.

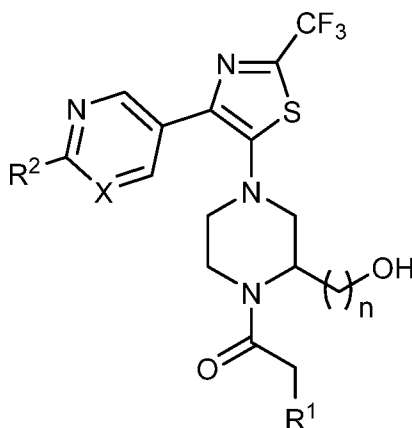
**Table 3**

<b>Example No</b>	concentration [nM]	% block	concentration [nM]	% block
<b>1</b>	300	2	3000	12
<b>2</b>	300	-3	3000	-4
<b>3</b>	300	0	3000	12
<b>4</b>	300	4	3000	13
<b>5</b>	300	-2	3000	7
<b>6</b>	300	13	3000	23
<b>7</b>	300	24	3000	45
<b>8</b>	300	19	3000	54
<b>9</b>	300	8	3000	24
<b>10</b>	300	2	3000	12
<b>11</b>	300	5	3000	11

<b>12</b>	300	1	3000	3
<b>13</b>	300	5	3000	17
<b>14</b>	300	14	3000	62
<b>15</b>	300	8	3000	35
<b>16</b>	300	1	3000	1
<b>17</b>	300	2	3000	6
<b>18</b>	300	6	3000	13
<b>19</b>	300	6	3000	41
<b>20</b>	300	2	3000	3
<b>22</b>	300	4	3000	15
<b>27</b>	300	1	3000	4
<b>28</b>	300	6	3000	40
<b>29</b>	300	4	3000	38
<b>30</b>	300	-2	3000	25
<b>31</b>	300	2	3000	23
<b>32</b>	300	0	3000	19
<b>33</b>	300	-5	3000	6
<b>34</b>	300	10	3000	34
<b>35</b>	300	11	3000	25
<b>36</b>	300	10	3000	19
<b>37</b>	300	4	3000	9
<b>39</b>	300	1	3000	32
<b>40</b>	300	5	3000	47
<b>41</b>	300	12	3000	60
<b>42</b>	300	2	3000	15
<b>43</b>	300	5	3000	25
<b>44</b>	300	5	3000	34

## Claims

1. A compound of Formula (I)



Formula (I)

5 wherein

**n** represents the integer 1 or 2;

**X** represents N or CH;

**R<sup>1</sup>** represents heteroaryl, wherein the heteroaryl is a 5- to 10-membered monocyclic or bicyclic aromatic ring containing 1, 2 or 3 heteroatoms independently selected from oxygen, nitrogen and sulphur, and wherein the heteroaryl is independently unsubstituted or mono- or di-substituted, wherein the substituents are independently selected from the group consisting of (C<sub>1-4</sub>)alkyl; (C<sub>3-6</sub>)cycloalkyl; (C<sub>1-4</sub>)alkoxy; (C<sub>1-2</sub>)alkoxy-(C<sub>1-2</sub>)alkyl; (C<sub>1-2</sub>)alkyl-carbonyl; hydroxy-(C<sub>1-4</sub>)alkyl; halogen; (C<sub>1-2</sub>)fluoroalkyl; phenyl; and heteroaryl, wherein the heteroaryl is a 5- or 6-membered monocyclic aromatic ring containing 1, 2 or 3 heteroatoms independently selected from oxygen, nitrogen and sulphur, and wherein the heteroaryl is independently unsubstituted or mono-substituted with (C<sub>1-4</sub>)alkyl; and

**R<sup>2</sup>** represents (C<sub>3-6</sub>)cycloalkyl, (C<sub>1-4</sub>)alkoxy or (C<sub>1-2</sub>)fluoroalkyl; or a salt thereof.

2. A compound according to claim 1, wherein

20 **n** represents the integer 1 or 2;

**X** represents N;

**R<sup>1</sup>** represents a 5-membered monocyclic heteroaryl group containing 2 or 3 nitrogen atoms which is independently mono- or di-substituted, wherein the substituents are independently selected from the group consisting of (C<sub>1-4</sub>)alkyl, (C<sub>3-6</sub>)cycloalkyl, (C<sub>1-2</sub>)alkoxy-(C<sub>1-2</sub>)alkyl, hydroxy-(C<sub>1-4</sub>)alkyl and (C<sub>1-2</sub>)fluoroalkyl; or a 9-membered bicyclic aromatic ring containing 1, 2 or 3 nitrogen atoms which is unsubstituted or mono-substituted with (C<sub>1-4</sub>)alkoxy or halogen; and

**R<sup>2</sup>** represents (C<sub>3-6</sub>)cycloalkyl, (C<sub>1-4</sub>)alkoxy or trifluoromethyl; or a salt thereof.

3. A compound according to any one of claims 1 or 2, wherein

**R<sup>1</sup>** represents a 5-membered monocyclic heteroaryl group containing 2 or 3 nitrogen atoms which is independently mono- or di-substituted, wherein the substituents are independently selected from the group consisting of (C<sub>1-4</sub>)alkyl, (C<sub>3-6</sub>)cycloalkyl and (C<sub>1-2</sub>)fluoroalkyl;

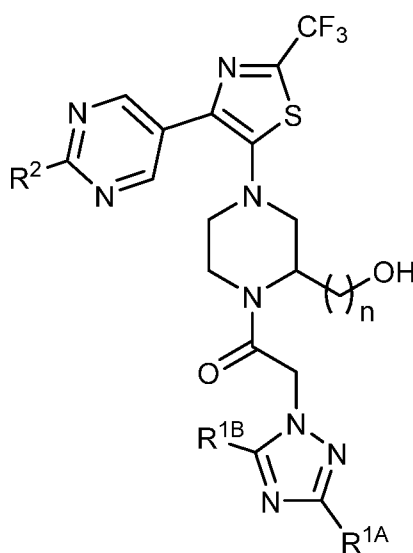
5 or a salt thereof.

4. A compound according to any one of claims 1 to 3, wherein

**R<sup>2</sup>** represents trifluoromethyl;

or a salt thereof.

5. A compound according to claim 1, which is also a compound of Formula (I<sub>TA</sub>)



10

Formula (I<sub>TA</sub>)

wherein

**n** represents the integer 1 or 2;

**R<sup>1A</sup>** represents hydrogen, (C<sub>1-4</sub>)alkyl, (C<sub>3-6</sub>)cycloalkyl, (C<sub>1-2</sub>)alkoxy-(C<sub>1-2</sub>)alkyl, (C<sub>1-2</sub>)alkyl-carbonyl, hydroxy-(C<sub>1-4</sub>)alkyl, (C<sub>1-2</sub>)fluoroalkyl, phenyl or heteroaryl, wherein the heteroaryl is a 5- or 6-membered monocyclic aromatic ring containing 1, 2 or 3 heteroatoms independently selected from oxygen, nitrogen and sulphur, and wherein the heteroaryl is independently unsubstituted or mono-substituted with (C<sub>1-4</sub>)alkyl;

**R<sup>1B</sup>** represents hydrogen or (C<sub>1-4</sub>)alkyl; and

20 **R<sup>2</sup>** represents (C<sub>3-6</sub>)cycloalkyl, (C<sub>1-4</sub>)alkoxy or (C<sub>1-2</sub>)fluoroalkyl; or a salt thereof.

6. A compound according to claim 5, wherein

**R<sup>1A</sup>** represents (C<sub>1-4</sub>)alkyl, (C<sub>3-6</sub>)cycloalkyl, (C<sub>1-2</sub>)alkoxy-(C<sub>1-2</sub>)alkyl, hydroxy-(C<sub>1-4</sub>)alkyl or (C<sub>1-2</sub>)fluoroalkyl;

25 or a salt thereof.

7. A compound according to claim 5, wherein  $R^{1A}$  represents (C<sub>1-4</sub>)alkyl or (C<sub>3-6</sub>)cycloalkyl; or a salt thereof.
8. A compound according to any one of claims 5 to 7, wherein
- 5  $R^{1B}$  represents hydrogen; or a salt thereof.
9. A compound according to any one of claims 5 to 7, wherein  $R^{1B}$  represents methyl; or a salt thereof.
- 10 10. A compound according to any one of claims 5 to 9, wherein  $R^2$  represents trifluoromethyl; or a salt thereof.
11. A compound according to claim 1 selected from the group consisting of:
- 2-(3-tert-Butyl-[1,2,4]triazol-1-yl)-1-{(S)-2-hydroxymethyl-4-[2-trifluoromethyl-4-(2-  
 15 trifluoromethyl-pyrimidin-5-yl)-thiazol-5-yl]-piperazin-1-yl}-ethanone;
- 2-(3,5-Dimethyl-[1,2,4]triazol-1-yl)-1-{(S)-2-hydroxymethyl-4-[2-trifluoromethyl-4-(2-  
 trifluoromethyl-pyrimidin-5-yl)-thiazol-5-yl]-piperazin-1-yl}-ethanone;
- 2-(3-Cyclopropyl-[1,2,4]triazol-1-yl)-1-{(S)-2-hydroxymethyl-4-[2-trifluoromethyl-4-(2-  
 trifluoromethyl-pyrimidin-5-yl)-thiazol-5-yl]-piperazin-1-yl}-ethanone;
- 20 1-{(S)-2-Hydroxymethyl-4-[2-trifluoromethyl-4-(2-trifluoromethyl-pyrimidin-5-yl)-thiazol-5-yl]-  
 piperazin-1-yl}-2-(3-isopropyl-[1,2,4]triazol-1-yl)-ethanone;
- 1-{(S)-2-Hydroxymethyl-4-[2-trifluoromethyl-4-(2-trifluoromethyl-pyrimidin-5-yl)-thiazol-5-yl]-  
 piperazin-1-yl}-2-(3-trifluoromethyl-[1,2,4]triazol-1-yl)-ethanone;
- 1-{(S)-4-[4-(2-Ethoxy-pyrimidin-5-yl)-2-trifluoromethyl-thiazol-5-yl]-2-hydroxymethyl-  
 25 piperazin-1-yl}-2-(3-trifluoromethyl-[1,2,4]triazol-1-yl)-ethanone;
- 2-(3,5-Dimethyl-[1,2,4]triazol-1-yl)-1-{(S)-4-[4-(2-ethoxy-pyrimidin-5-yl)-2-trifluoromethyl-  
 thiazol-5-yl]-2-hydroxymethyl-piperazin-1-yl}-ethanone;
- 1-{(S)-4-[4-(2-Cyclopropyl-pyrimidin-5-yl)-2-trifluoromethyl-thiazol-5-yl]-2-hydroxymethyl-  
 piperazin-1-yl}-2-(3,5-dimethyl-[1,2,4]triazol-1-yl)-ethanone;
- 30 1-{(S)-4-[4-(2-Cyclopropyl-pyrimidin-5-yl)-2-trifluoromethyl-thiazol-5-yl]-2-hydroxymethyl-  
 piperazin-1-yl}-2-(3-trifluoromethyl-[1,2,4]triazol-1-yl)-ethanone;
- 1-{(R)-2-Hydroxymethyl-4-[2-trifluoromethyl-4-(6-trifluoromethyl-pyridin-3-yl)-thiazol-5-yl]-  
 piperazin-1-yl}-2-(3-isopropyl-[1,2,4]triazol-1-yl)-ethanone;
- 1-{(R)-2-Hydroxymethyl-4-[2-trifluoromethyl-4-(2-trifluoromethyl-pyrimidin-5-yl)-thiazol-5-yl]-  
 35 piperazin-1-yl}-2-(3-isopropyl-[1,2,4]triazol-1-yl)-ethanone;

- 2-(3,5-Dimethyl-[1,2,4]triazol-1-yl)-1-((R)-2-hydroxymethyl-4-[2-trifluoromethyl-4-(2-trifluoromethyl-pyrimidin-5-yl)-thiazol-5-yl]-piperazin-1-yl)-ethanone;
- 2-Benzimidazol-1-yl-1-((R)-2-hydroxymethyl-4-[2-trifluoromethyl-4-(2-trifluoromethyl-pyrimidin-5-yl)-thiazol-5-yl]-piperazin-1-yl)-ethanone;
- 5 2-(5-Fluoro-indol-1-yl)-1-((R)-2-hydroxymethyl-4-[2-trifluoromethyl-4-(2-trifluoromethyl-pyrimidin-5-yl)-thiazol-5-yl]-piperazin-1-yl)-ethanone;
- 1-((R)-2-Hydroxymethyl-4-[2-trifluoromethyl-4-(2-trifluoromethyl-pyrimidin-5-yl)-thiazol-5-yl]-piperazin-1-yl)-2-(5-methoxy-indol-1-yl)-ethanone;
- 1-((R)-2-Hydroxymethyl-4-[2-trifluoromethyl-4-(2-trifluoromethyl-pyrimidin-5-yl)-thiazol-5-yl]-piperazin-1-yl)-2-(3-methyl-[1,2,4]triazol-1-yl)-ethanone;
- 10 1-((R)-2-Hydroxymethyl-4-[2-trifluoromethyl-4-(2-trifluoromethyl-pyrimidin-5-yl)-thiazol-5-yl]-piperazin-1-yl)-2-(3-methoxymethyl-[1,2,4]triazol-1-yl)-ethanone;
- 1-((R)-2-Hydroxymethyl-4-[2-trifluoromethyl-4-(2-trifluoromethyl-pyrimidin-5-yl)-thiazol-5-yl]-piperazin-1-yl)-2-[3-(5-methyl-[1,2,4]oxadiazol-3-yl)-[1,2,4]triazol-1-yl]-ethanone;
- 15 1-((R)-2-Hydroxymethyl-4-[2-trifluoromethyl-4-(2-trifluoromethyl-pyrimidin-5-yl)-thiazol-5-yl]-piperazin-1-yl)-2-(3-phenyl-[1,2,4]triazol-1-yl)-ethanone;
- 2-(3-Acetyl-[1,2,4]triazol-1-yl)-1-((R)-2-hydroxymethyl-4-[2-trifluoromethyl-4-(2-trifluoromethyl-pyrimidin-5-yl)-thiazol-5-yl]-piperazin-1-yl)-ethanone;
- 2-[3-(1-Hydroxy-ethyl)-[1,2,4]triazol-1-yl]-1-((R)-2-hydroxymethyl-4-[2-trifluoromethyl-4-(2-trifluoromethyl-pyrimidin-5-yl)-thiazol-5-yl]-piperazin-1-yl)-ethanone;
- 20 1-((R)-2-Hydroxymethyl-4-[2-trifluoromethyl-4-(2-trifluoromethyl-pyrimidin-5-yl)-thiazol-5-yl]-piperazin-1-yl)-2-(3-methyl-pyrazol-1-yl)-ethanone;
- 1-((R)-2-Hydroxymethyl-4-[2-trifluoromethyl-4-(2-trifluoromethyl-pyrimidin-5-yl)-thiazol-5-yl]-piperazin-1-yl)-2-(3-pyridin-2-yl-[1,2,4]triazol-1-yl)-ethanone;
- 25 2-(3-Ethyl-5-methyl-[1,2,4]triazol-1-yl)-1-((R)-2-hydroxymethyl-4-[2-trifluoromethyl-4-(2-trifluoromethyl-pyrimidin-5-yl)-thiazol-5-yl]-piperazin-1-yl)-ethanone;
- 2-(5-Ethyl-3-methyl-[1,2,4]triazol-1-yl)-1-((R)-2-hydroxymethyl-4-[2-trifluoromethyl-4-(2-trifluoromethyl-pyrimidin-5-yl)-thiazol-5-yl]-piperazin-1-yl)-ethanone;
- 1-((R)-2-Hydroxymethyl-4-[2-trifluoromethyl-4-(2-trifluoromethyl-pyrimidin-5-yl)-thiazol-5-yl]-piperazin-1-yl)-2-imidazo[4,5-b]pyridin-3-yl)-ethanone;
- 30 2-(3,5-Dimethyl-[1,2,4]triazol-1-yl)-1-((R)-2-(2-hydroxy-ethyl)-4-[2-trifluoromethyl-4-(2-trifluoromethyl-pyrimidin-5-yl)-thiazol-5-yl]-piperazin-1-yl)-ethanone;
- 1-((R)-2-(2-Hydroxy-ethyl)-4-[2-trifluoromethyl-4-(2-trifluoromethyl-pyrimidin-5-yl)-thiazol-5-yl]-piperazin-1-yl)-2-(3-trifluoromethyl-[1,2,4]triazol-1-yl)-ethanone;
- 35 2-(3-Cyclobutyl-[1,2,4]triazol-1-yl)-1-((R)-2-(2-hydroxy-ethyl)-4-[2-trifluoromethyl-4-(2-trifluoromethyl-pyrimidin-5-yl)-thiazol-5-yl]-piperazin-1-yl)-ethanone;

2-(3-tert-Butyl-[1,2,4]triazol-1-yl)-1-{(R)-2-(2-hydroxy-ethyl)-4-[2-trifluoromethyl-4-(2-trifluoromethyl-pyrimidin-5-yl)-thiazol-5-yl]-piperazin-1-yl}-ethanone;

2-(3-Cyclopropyl-[1,2,4]triazol-1-yl)-1-{(R)-2-(2-hydroxy-ethyl)-4-[2-trifluoromethyl-4-(2-trifluoromethyl-pyrimidin-5-yl)-thiazol-5-yl]-piperazin-1-yl}-ethanone;

5 2-(3-Ethyl-[1,2,4]triazol-1-yl)-1-{(R)-2-(2-hydroxy-ethyl)-4-[2-trifluoromethyl-4-(2-trifluoromethyl-pyrimidin-5-yl)-thiazol-5-yl]-piperazin-1-yl}-ethanone;

2-(5-Ethyl-[1,2,4]triazol-1-yl)-1-{(R)-2-(2-hydroxy-ethyl)-4-[2-trifluoromethyl-4-(2-trifluoromethyl-pyrimidin-5-yl)-thiazol-5-yl]-piperazin-1-yl}-ethanone;

10 1-{(R)-2-(2-Hydroxy-ethyl)-4-[2-trifluoromethyl-4-(2-trifluoromethyl-pyrimidin-5-yl)-thiazol-5-yl]-piperazin-1-yl}-2-(3-isopropyl-[1,2,4]triazol-1-yl)-ethanone;

1-{(R)-2-(2-Hydroxy-ethyl)-4-[2-trifluoromethyl-4-(2-trifluoromethyl-pyrimidin-5-yl)-thiazol-5-yl]-piperazin-1-yl}-2-(3-methyl-[1,2,4]triazol-1-yl)-ethanone;

1-{(R)-2-(2-Hydroxy-ethyl)-4-[2-trifluoromethyl-4-(2-trifluoromethyl-pyrimidin-5-yl)-thiazol-5-yl]-piperazin-1-yl}-2-(5-methyl-[1,2,4]triazol-1-yl)-ethanone;

15 1-{(R)-2-(2-Hydroxy-ethyl)-4-[2-trifluoromethyl-4-(2-trifluoromethyl-pyrimidin-5-yl)-thiazol-5-yl]-piperazin-1-yl}-2-(3-methoxymethyl-[1,2,4]triazol-1-yl)-ethanone; and

2-(3-Difluoromethyl-[1,2,4]triazol-1-yl)-1-{(R)-2-hydroxymethyl-4-[2-trifluoromethyl-4-(2-trifluoromethyl-pyrimidin-5-yl)-thiazol-5-yl]-piperazin-1-yl}-ethanone;

or a salt thereof.

20 12. A compound according to claim 1 selected from the group consisting of:

1-{(R)-2-(2-Hydroxy-ethyl)-4-[2-trifluoromethyl-4-(2-trifluoromethyl-pyrimidin-5-yl)-thiazol-5-yl]-piperazin-1-yl}-2-(3-methyl-pyrazol-1-yl)-ethanone;

2-(3-Ethyl-pyrazol-1-yl)-1-{(R)-2-(2-hydroxy-ethyl)-4-[2-trifluoromethyl-4-(2-trifluoromethyl-pyrimidin-5-yl)-thiazol-5-yl]-piperazin-1-yl}-ethanone;

25 2-(3-Cyclopropyl-pyrazol-1-yl)-1-{(R)-2-(2-hydroxy-ethyl)-4-[2-trifluoromethyl-4-(2-trifluoromethyl-pyrimidin-5-yl)-thiazol-5-yl]-piperazin-1-yl}-ethanone;

1-{(S)-2-Hydroxymethyl-4-[2-trifluoromethyl-4-(2-trifluoromethyl-pyrimidin-5-yl)-thiazol-5-yl]-piperazin-1-yl}-2-(3-methyl-pyrazol-1-yl)-ethanone;

30 2-(3-Ethyl-pyrazol-1-yl)-1-{(S)-2-hydroxymethyl-4-[2-trifluoromethyl-4-(2-trifluoromethyl-pyrimidin-5-yl)-thiazol-5-yl]-piperazin-1-yl}-ethanone; and

2-(3-Cyclopropyl-pyrazol-1-yl)-1-{(S)-2-hydroxymethyl-4-[2-trifluoromethyl-4-(2-trifluoromethyl-pyrimidin-5-yl)-thiazol-5-yl]-piperazin-1-yl}-ethanone;

or a salt thereof.

35 13. A pharmaceutical composition comprising, as active principle, a compound according to any one of claims 1 to 12, or a pharmaceutically acceptable salt thereof, and at least one therapeutically inert excipient.

14. A compound according to any one of claims 1 to 12, or a pharmaceutically acceptable salt thereof, for use as a medicament.

15. A compound according to any one of claims 1 to 12, or a pharmaceutically acceptable salt thereof, for use in the prevention or treatment of a disease selected from the group consisting of autoimmune disorders, inflammatory diseases, infectious diseases, transplant rejection, fibrosis, neurodegenerative disorders and cancer.

16. Use of a compound according to any one of claims 1 to 12, or a pharmaceutically acceptable salt thereof, for the preparation of a medicament for the prevention or treatment of a disease selected from the group consisting of autoimmune disorders, inflammatory diseases, infectious diseases, transplant rejection, fibrosis, neurodegenerative disorders and cancer.

INTERNATIONAL SEARCH REPORT

International application No  
PCT/EP2016/050645

A. CLASSIFICATION OF SUBJECT MATTER  
INV. C07D417/14 A61K31/427 A61P37/00  
ADD.  
According to International Patent Classification (IPC) or to both national classification and IPC

B. FIELDS SEARCHED  
Minimum documentation searched (classification system followed by classification symbols)  
C07D  
Documentation searched other than minimum documentation to the extent that such documents are included in the fields searched

Electronic data base consulted during the international search (name of data base and, where practicable, search terms used)  
EPO-Internal, WPI Data, CHEM ABS Data

C. DOCUMENTS CONSIDERED TO BE RELEVANT		
Category*	Citation of document, with indication, where appropriate, of the relevant passages	Relevant to claim No.
A	WO 2007/064553 A2 (MERCK & CO INC [US]; ADAMS ALAN D [US]; GREEN AHREN I [US]; SZEWCZYK J) 7 June 2007 (2007-06-07) cited in the application page 3, lines 15-24 claim 1	1-16
A	WO 2007/070433 A2 (MERCK & CO INC [US]; SAMUEL RACHEL G [US]; SANTINI CONRAD [US]) 21 June 2007 (2007-06-21) cited in the application page 3, lines 16-25 claim 1	1-16
A	WO 2013/114332 A1 (ACTELION PHARMACEUTICALS LTD [CH]) 8 August 2013 (2013-08-08) cited in the application claim 1	1-16

Further documents are listed in the continuation of Box C.

See patent family annex.

\* Special categories of cited documents :

- "A" document defining the general state of the art which is not considered to be of particular relevance
- "E" earlier application or patent but published on or after the international filing date
- "L" document which may throw doubts on priority claim(s) or which is cited to establish the publication date of another citation or other special reason (as specified)
- "O" document referring to an oral disclosure, use, exhibition or other means
- "P" document published prior to the international filing date but later than the priority date claimed

- "T" later document published after the international filing date or priority date and not in conflict with the application but cited to understand the principle or theory underlying the invention
- "X" document of particular relevance; the claimed invention cannot be considered novel or cannot be considered to involve an inventive step when the document is taken alone
- "Y" document of particular relevance; the claimed invention cannot be considered to involve an inventive step when the document is combined with one or more other such documents, such combination being obvious to a person skilled in the art
- "&" document member of the same patent family

Date of the actual completion of the international search 12 February 2016	Date of mailing of the international search report 15/03/2016
Name and mailing address of the ISA/ European Patent Office, P.B. 5818 Patentlaan 2 NL - 2280 HV Rijswijk Tel. (+31-70) 340-2040, Fax: (+31-70) 340-3016	Authorized officer Samsam Bakhtiary, M

# INTERNATIONAL SEARCH REPORT

Information on patent family members

International application No

PCT/EP2016/050645

Patent document cited in search report	Publication date	Patent family member(s)	Publication date
WO 2007064553	A2	07-06-2007	EP 1957076 A2 20-08-2008
			US 2009143413 A1 04-06-2009
			WO 2007064553 A2 07-06-2007
-----			
WO 2007070433	A2	21-06-2007	EP 1962605 A2 03-09-2008
			US 2010286191 A1 11-11-2010
			WO 2007070433 A2 21-06-2007
-----			
WO 2013114332	A1	08-08-2013	AU 2013216354 A1 25-09-2014
			CA 2861020 A1 08-08-2013
			CL 2014002048 A1 14-11-2014
			CN 104093715 A 08-10-2014
			EA 201400854 A1 30-04-2015
			EP 2809668 A1 10-12-2014
			HK 1203939 A1 06-11-2015
			JP 2015506957 A 05-03-2015
			KR 20140120364 A 13-10-2014
			PH 12014501540 A1 22-09-2014
			SG 11201404144P A 30-10-2014
			US 2014371204 A1 18-12-2014
			WO 2013114332 A1 08-08-2013
-----			