



US00D722197S

(12) **United States Design Patent**
Helmbold et al.

(10) **Patent No.:** **US D722,197 S**

(45) **Date of Patent:** **** Feb. 3, 2015**

(54) **HAIR REMOVAL DEVICE**

(71) Applicant: **Koninklijke Philips N.V.**, Eindhoven (NL)

(72) Inventors: **Kim Helmbold**, Amsterdam (NL);
Sonny Lim, Singapore (SG)

(73) Assignee: **Koninklijke Philips N.V.**, Eindhoven (NL)

(**) Term: **14 Years**

(21) Appl. No.: **29/479,950**

(22) Filed: **Jan. 22, 2014**

(30) **Foreign Application Priority Data**

Jul. 24, 2013 (EM) 002280313-0003

(51) **LOC (10) Cl.** **28-03**

(52) **U.S. Cl.**
USPC **D28/44; D28/48; D28/54**

(58) **Field of Classification Search**
CPC . A45D 2200/1063; A45D 27/44; A45D 27/04
USPC D28/44, 44.1, 49-54; 606/131-134;
30/147, 169; D32/46-49

See application file for complete search history.

(56) **References Cited**

U.S. PATENT DOCUMENTS

D427,376 S *	6/2000	Scott	D28/44.1
D525,744 S *	7/2006	Dibnah et al.	D28/44
D527,146 S *	8/2006	Dibnah et al.	D28/44
2007/0208354 A1 *	9/2007	Barraclough et al.	606/133
2007/0225733 A1 *	9/2007	Barraclough et al.	606/133
2013/0269191 A1 *	10/2013	Landrie et al.	30/133

* cited by examiner

Primary Examiner — Jennifer Rivard

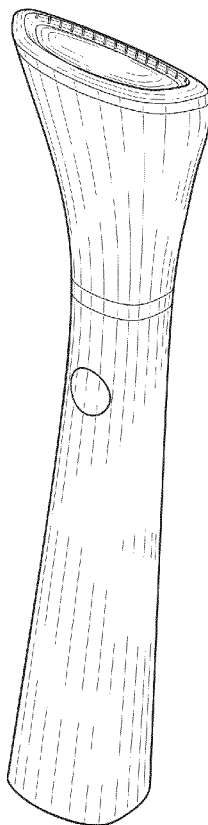
(57) **CLAIM**

The ornamental design for a hair removal device, as shown.

DESCRIPTION

FIG. 1 is a perspective view showing my design;
FIG. 2 is a front elevational view thereof;
FIG. 3 is a rear elevational view thereof;
FIG. 4 is a right side elevational view thereof;
FIG. 5 is a left side elevational view thereof;
FIG. 6 is a top plan view thereof; and,
FIG. 7 is a bottom plan view thereof.

1 Claim, 3 Drawing Sheets



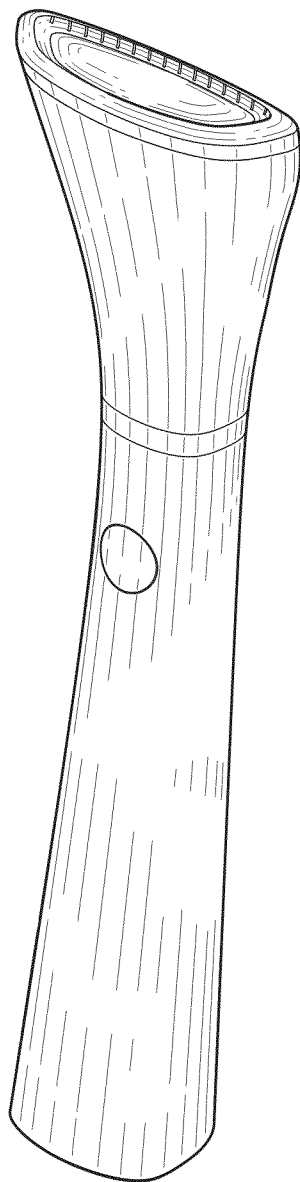


FIG. 1

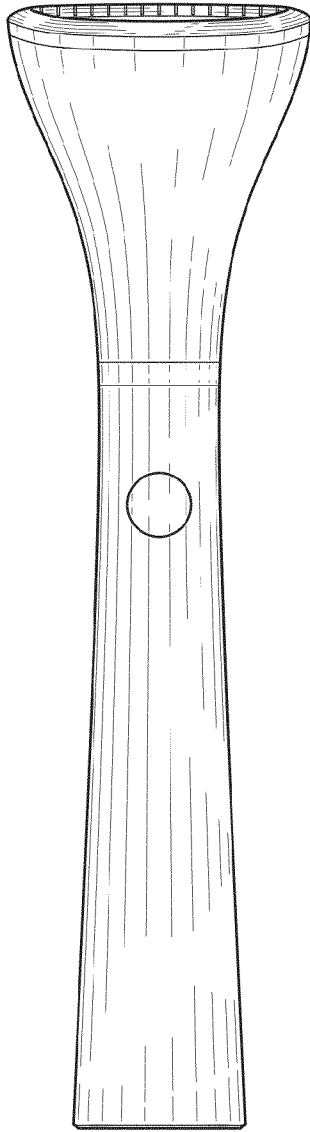


FIG. 2

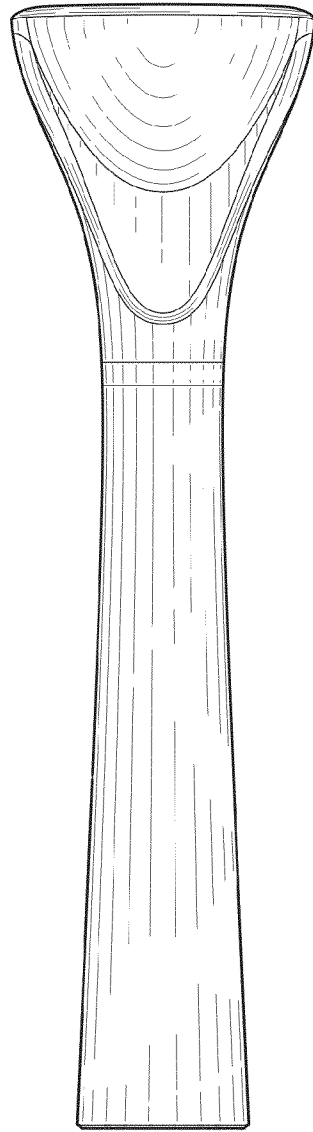


FIG. 3

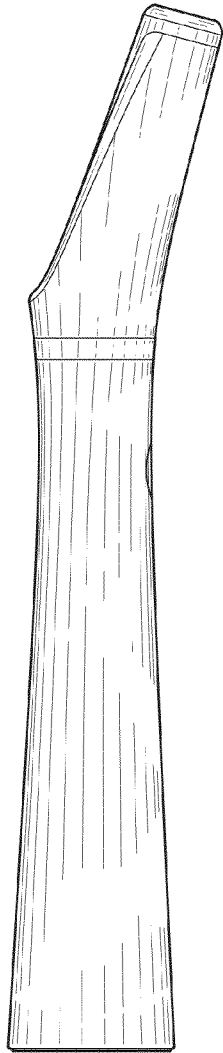


FIG. 4

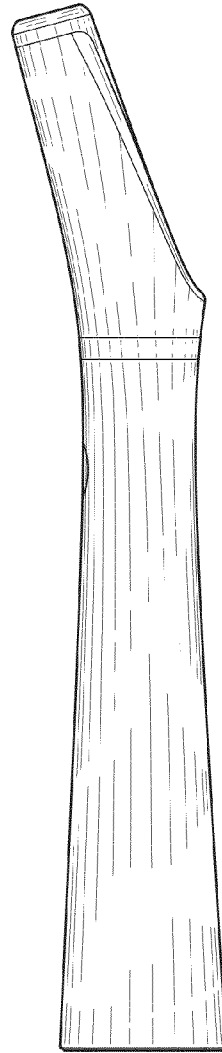


FIG. 5

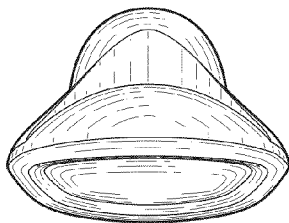


FIG. 6

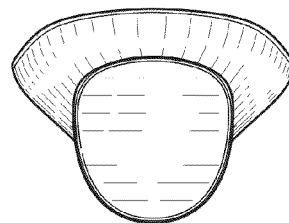


FIG. 7