



US00D323680S

United States Patent [19]

[11] Patent Number: Des. 323,680

Fankhauser

[45] Date of Patent: ** Feb. 4, 1992

[54] COMBINED DISPLAY BOARD AND MAGNETIC NOTE HOLDER

D. 171,129	12/1953	Goodson	D19/24
D. 247,598	3/1978	Kearney	D20/10
1,799,490	4/1931	Westerman	281/5
4,580,360	4/1986	Gribb	281/45.4

[76] Inventor: Henry Fankhauser, 1306 Dilston Pl., Silver Spring, Md. 20903

Primary Examiner—Wallace R. Burke
Assistant Examiner—P. Schmidt
Attorney, Agent, or Firm—Jerome J. Norris

[**] Term: 14 Years

[21] Appl. No.: 438,159

[57] CLAIM

[22] Filed: Nov. 20, 1989

The ornamental design for a combined display board and magnetic note holder, as shown and described.

[52] U.S. Cl. D20/42

[58] Field of Search D19/1, 2, 3, 4, 5, 6, D19/7, 8, 9, 24, 25, 23, 22, 21, 20; 40/124.1, 107; 283/2; 281/5, 2, 45, 18; D20/42

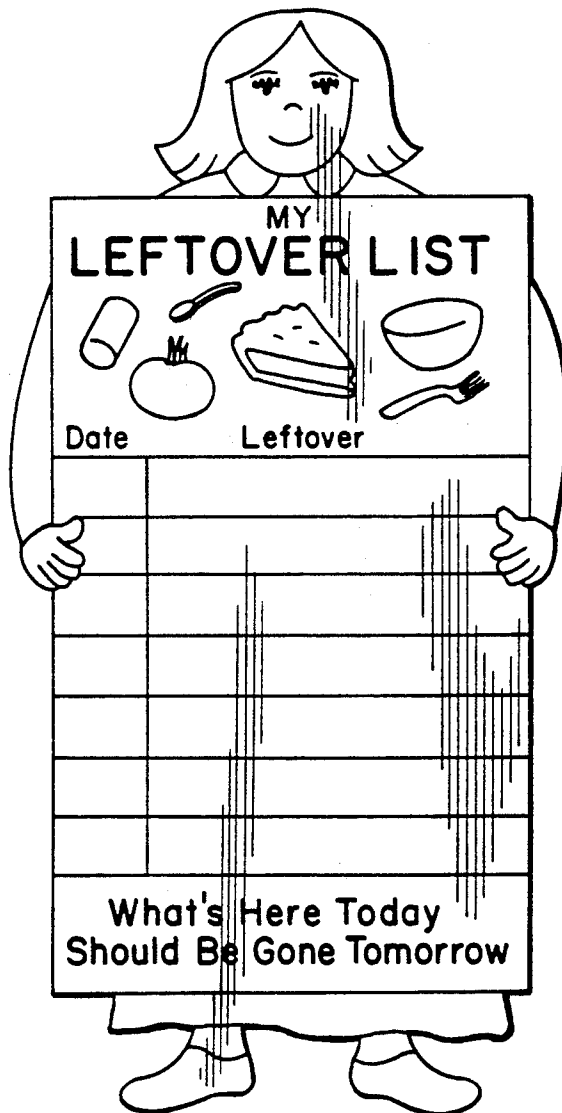
DESCRIPTION

[56] References Cited

FIG. 1 is a front elevational view of a combined display board and magnetic note holder showing my new design; FIG. 2 is a left side elevational view thereof, the undisclosed right side being substantially the same; and FIG. 3 is a rear elevational view thereof.

U.S. PATENT DOCUMENTS

D. 161,535 1/1951 Roberts D20/10



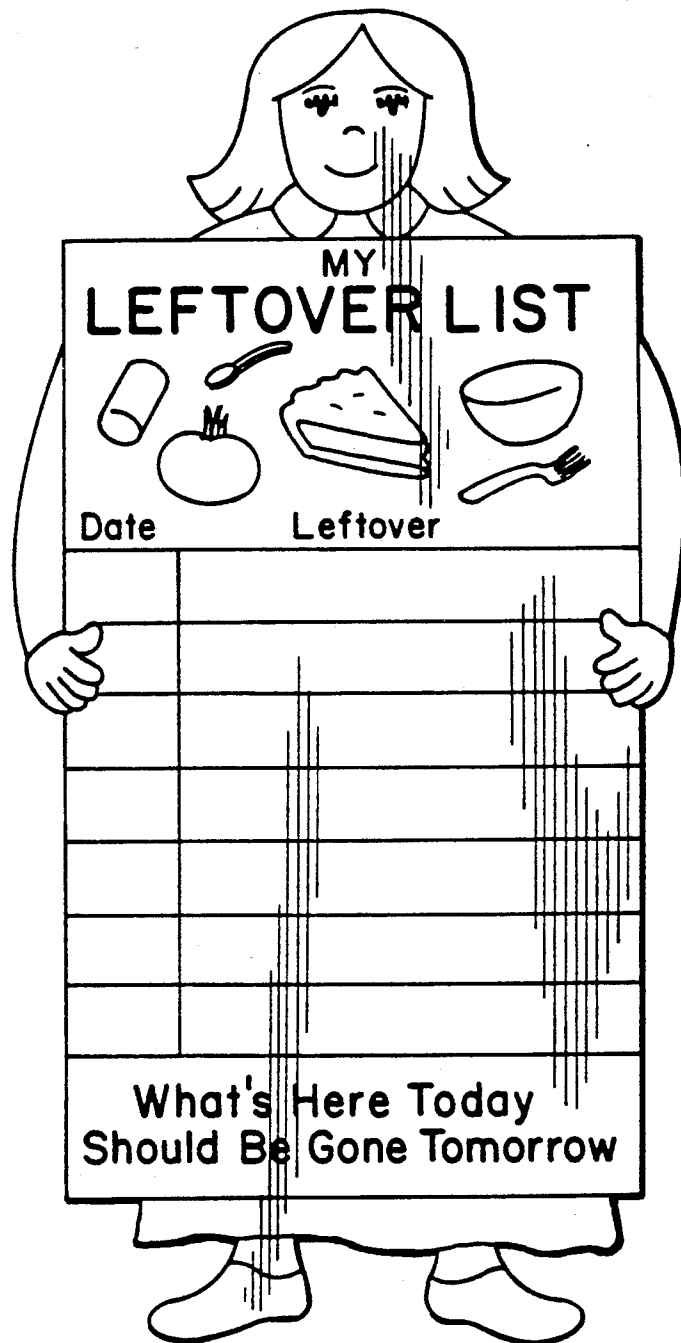


FIG. 1



FIG. 2

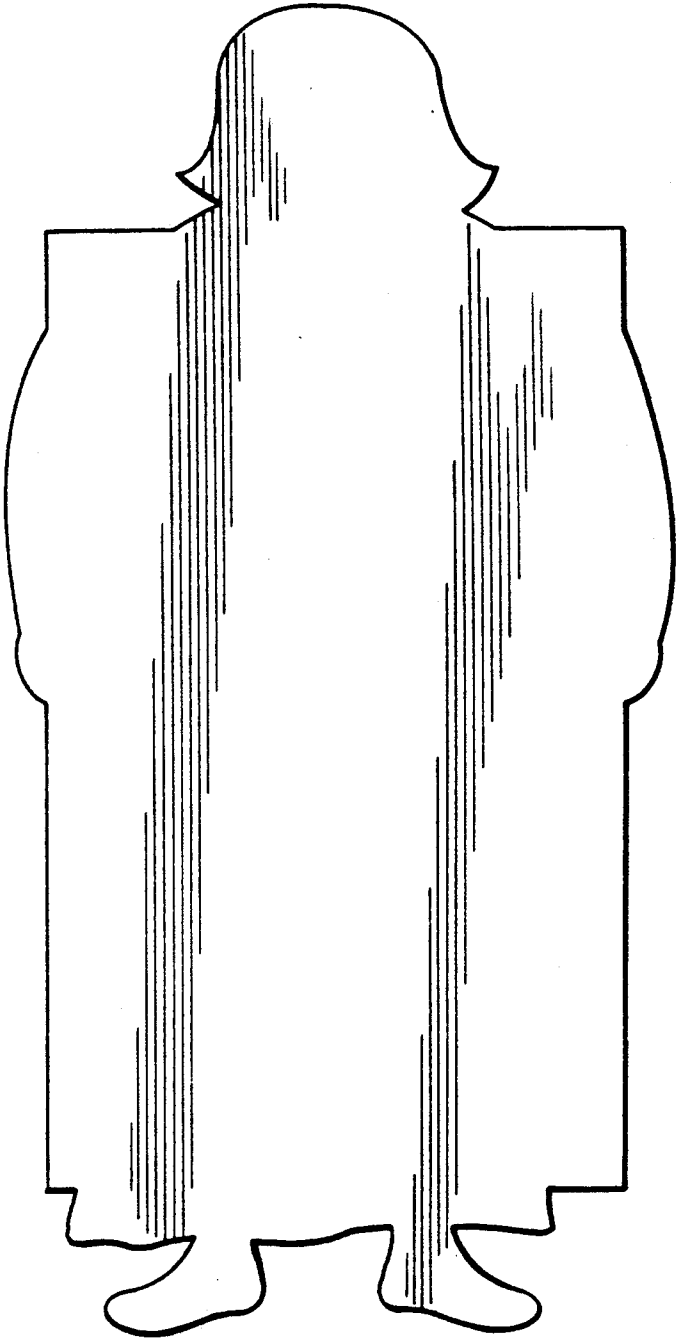


FIG. 3