



US00D855220S

(12) **United States Design Patent**
Stahl et al.

(10) **Patent No.:** **US D855,220 S**
(45) **Date of Patent:** **** Jul. 30, 2019**

- (54) **SHINGLE**
- (71) Applicant: **CERTAINTEED CORPORATION**,
Malvern, PA (US)
- (72) Inventors: **Kermit E. Stahl**, North Wales, PA
(US); **Gregory F. Jacobs**, Oreland, PA
(US)
- (73) Assignee: **CERTAINTEED CORPORATION**,
Malvern, PA (US)
- (**) Term: **15 Years**
- (21) Appl. No.: **29/560,008**
- (22) Filed: **Apr. 1, 2016**
- (51) **LOC (11) Cl.** **25-01**
- (52) **U.S. Cl.**
USPC **D25/139**
- (58) **Field of Classification Search**
USPC D25/138-163
CPC E04D 1/00; E04D 1/02; E04D 1/06; E04D
1/12; E04D 1/18; E04D 3/00; E04D 3/02;
E04D 3/16; E04D 3/24; E04D 3/30;
E04D 3/361; E04D 3/368; E04D 3/362;
E04D 3/363; E04D 3/364; E04D 1/26;
E04D 2001/005; E04D 2001/3491; E04D
7/005; E04D 1/265; E04D 1/20; E04D
1/22; E04F 2201/0115; E04F 2201/0153;
E04F 13/08; E04F 13/0894
See application file for complete search history.

D313,278 S 12/1990 Noone
D313,658 S 1/1991 Noone
5,181,361 A * 1/1993 Hannah E04D 1/20
52/535

(Continued)

FOREIGN PATENT DOCUMENTS

RU 96310 12/2015
Primary Examiner — Vy N Koenig
Assistant Examiner — Kimberly Barnes
(74) *Attorney, Agent, or Firm* — Abel Schillinger, LLP;
Thomas H. Osborn

(57) **CLAIM**

The ornamental design for a shingle, as shown and described.

DESCRIPTION

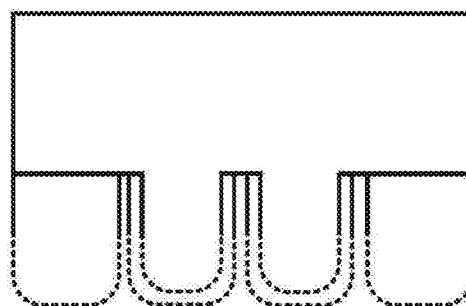
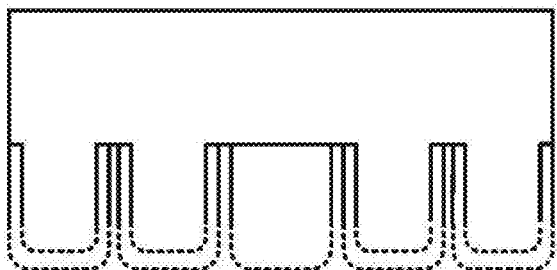
FIG. 1 is a front elevation view of a shingle showing our new design;
FIG. 2 is a rear elevation view thereof;
FIG. 3 is a bottom plan view thereof;
FIG. 4 is a right side elevation view, the left side elevation view being a mirror image thereof;
FIG. 5 is a front elevation view of the shingle in a second embodiment;
FIG. 6 is a rear elevation view thereof;
FIG. 7 is a bottom plan view thereof;
FIG. 8 is a right side elevation view, the left side elevation view being a mirror image thereof;
FIG. 9 is a front elevation view of the shingle in a third embodiment;
FIG. 10 is a rear elevation view thereof;
FIG. 11 is a bottom plan view thereof; and,
FIG. 12 is a right side elevation view, the left side elevation view being a mirror image thereof.
The broken lines illustrate portions of the shingle that form no part of the claimed design.

(56) **References Cited**

U.S. PATENT DOCUMENTS

- 1,776,949 A * 9/1930 Lumbard E04D 1/26
52/540
- 2,161,440 A 6/1939 Venrick
- 2,245,062 A * 6/1941 Abraham E04D 1/26
52/559
- D300,257 S 3/1989 Stahl
- D309,027 S 7/1990 Noone et al.

1 Claim, 2 Drawing Sheets



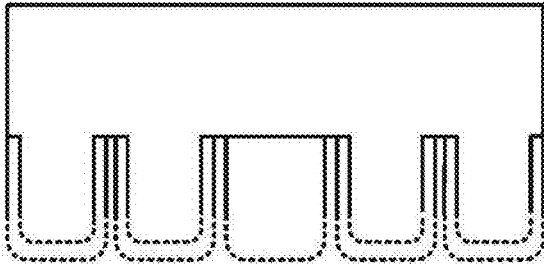


FIG. 1

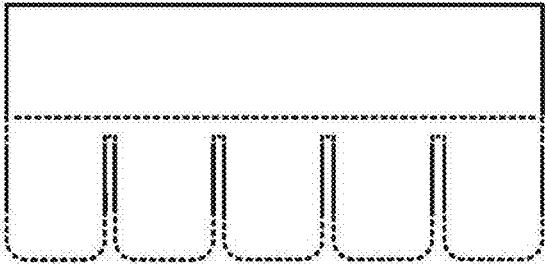


FIG. 2



FIG. 3



FIG. 4

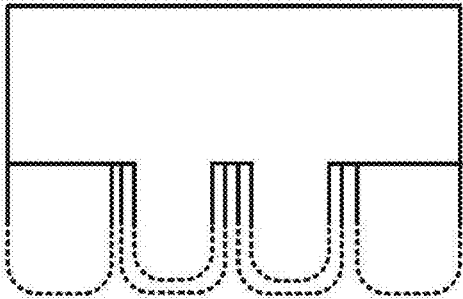


FIG. 5

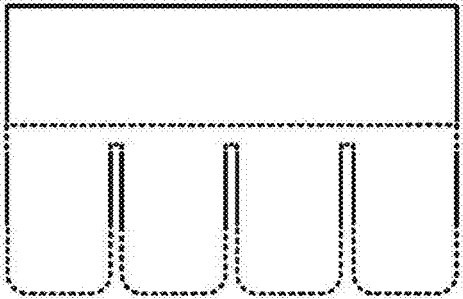


FIG. 6




FIG. 7



FIG. 8

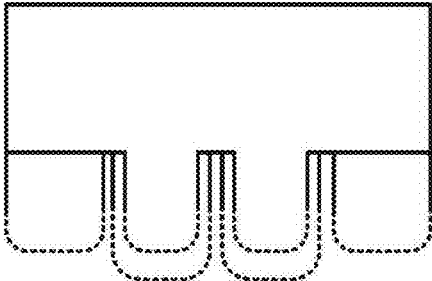


FIG. 9

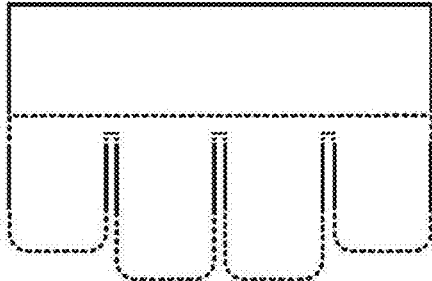


FIG. 10




FIG. 11



FIG. 12