

No. 889,332.

PATENTED JUNE 2, 1908.

J. H. RAND.
INDEX GUIDE.

APPLICATION FILED MAR. 23, 1907.

Fig. 1.

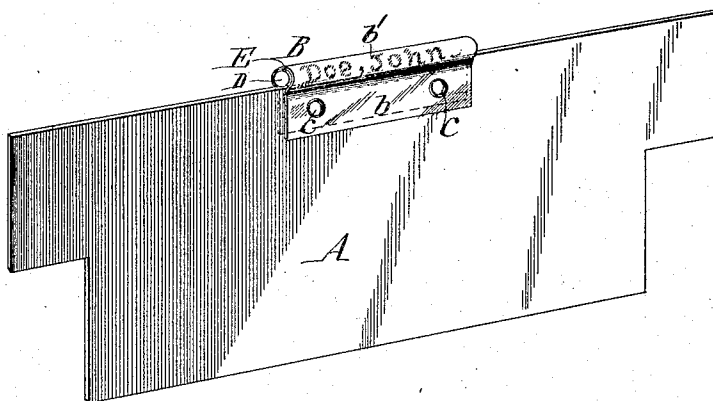


Fig. 2.

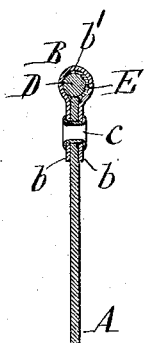


Fig. 3.




Fig. 4.

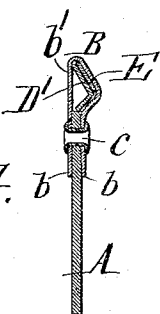



Fig. 5.



Witnesses:
Gustav W. Hora,
Richard Sommer.

Inventor
James H. Rand
by Eley & Papp
Attorneys.

UNITED STATES PATENT OFFICE.

JAMES H. RAND, OF NEWTONVILLE, MASSACHUSETTS.

INDEX-GUIDE.

No. 889,332.

Specification of Letters Patent.

Patented June 2, 1908.

Application filed March 23, 1907. Serial No. 364,105.

To all whom it may concern:

Be it known that I, JAMES H. RAND, a citizen of the United States, residing at Newtonville, in the county of Middlesex and State of Massachusetts, have invented a new and useful Improvement in Index-Guides, of which the following is a specification.

This invention relates to the holders which are applied to the edges of index guides, the leaves of books and the like, for receiving an index-slip or card.

The object of my invention is the provision of a strong, neat and durable holder of this kind which permits the index-slip or card to be readily removed and changed, according to requirements.

In the accompanying drawings: Figure 1 is a perspective view of an index-guide or partition provided with the improved holder. Fig. 2 is a cross section thereof taken through the holder. Fig. 3 is a perspective view of the core and the index-slip. Fig. 4 is a cross-section of an index-guide showing a modified form of the holder and the core. Fig. 5 is a perspective view of the core of said modification.

Similar letters of reference indicate corresponding parts throughout the several views.

Referring to Figs. 1, 2 and 3, A indicates an index-guide of any ordinary construction, and B the holder attached to its upper edge. This holder consists of a doubled strip of celluloid or similar transparent and pliable material having its side portions or members secured to the index-guide preferably to opposite sides thereof by metallic eyelets c, as shown, or by any other suitable means. The fold b¹ of the strip projects beyond the edge of the guide and forms an open-ended pocket which is adapted to receive a core or form D of a suitable rigid material, as wood or metal, and an index card or slip E which is arranged between the core and the wall of said pocket and provided on its face with a suitable index-designation which shows through the transparent wall of the same. The core may be cylindrical as shown in Figs. 1, 2 and 3, or of V-shaped cross section, as shown at D¹ in Figs. 4 and 5, or of any other suitable form. It is of such a size or diameter that it and the index-slip together snugly fit into and fill out the fold b¹. Being flexi-

ble, the fold conforms to the shape of the inserted core and is reinforced and stiffened by it, thus increasing the strength and durability of the holder, preserving its shape and rendering it neat in appearance.

Both the core and the index-slip are preferably removable from the holder, and the slip may be separate from the core, or glued or otherwise secured thereto, as shown in Fig. 3. In either case, the index-slip can be readily changed from time to time, as may be required, the core being pushed out of the holder for this purpose by the pointed end of a pencil or a similar object.

The round core D shown in Figs. 1, 2 and 3 is preferably made of wood, while the core D¹ illustrated in Figs. 4 and 5 may be formed of tin or other suitable sheet metal.

While the improvement is herein shown and described in connection with an index-guide, it is obviously not limited to that use, but may be applied to various other articles, such as the leaves of books and vouchers—folders or holders.

I claim as my invention:

1. The combination of an index-guide, a holder consisting of an imperforate doubled strip of flexible and transparent material secured to the guide with its folded portion projecting beyond the edge of the guide, forming a transparent open-ended pocket, a removable stiffening core inserted in said pocket, and an index slip interposed between the core and the wall of said pocket, substantially as set forth.

2. The combination of an index-guide, a holder consisting of a doubled strip of celluloid secured to opposite sides of the guide, the fold of the strip projecting beyond the edge of the guide and forming a transparent open-ended pocket, a removable stiffening core inserted in said pocket, and an index-slip interposed between the core and the wall of said pocket, substantially as set forth.

Witness my hand this 18th day of March, 1907.

JAMES H. RAND.

Witnesses:

A. J. NELLIGAN,
M. W. NUTT.