



US00D764001S

(12) **United States Design Patent**
Docter et al.

(10) **Patent No.:** **US D764,001 S**

(45) **Date of Patent:** **** Aug. 16, 2016**

- (54) **SKATEBOARD/LONGBOARD TRUCK**
- (71) Applicant: **Dashboards Skimboards Company, LLC**, Fife, WA (US)
- (72) Inventors: **Lloyd W. Docter**, Tacoma, WA (US);
Timothy R. Mackey, Tacoma, WA (US)
- (73) Assignee: **DASHBOARDS SKIMBOARDS COMPANY, LLC**, Fife, WA (US)

7,104,558	B1 *	9/2006	Saldana	A63C 17/0093
					280/11.27
D638,506	S *	5/2011	Northwood	D21/771
D660,932	S *	5/2012	Wilson	D21/771
2003/0160441	A1 *	8/2003	Ojeda, III	A63C 17/0093
					280/809
2005/0051984	A1 *	3/2005	Williams	A63C 17/0093
					280/87.042

* cited by examiner

(**) Term: **14 Years**

Primary Examiner — Cynthia M Chin

(21) Appl. No.: **29/508,752**

(74) *Attorney, Agent, or Firm* — Eric W. Cernyar

(22) Filed: **Nov. 10, 2014**

(51) **LOC (10) Cl.** **21-02**

(52) **U.S. Cl.**

USPC **D21/771**

(58) **Field of Classification Search**

USPC D21/423, 765, 771, 779; 280/11.27,
280/11.28, 11.19, 87.042, 87.041, 87.05,
280/842; 267/292

CPC A63C 17/01; A63C 17/011; A63C 17/012;
A63C 17/014; A63C 17/015; A63C 17/0093;
A63C 17/02; A63C 17/04

See application file for complete search history.

(56) **References Cited**

U.S. PATENT DOCUMENTS

D256,263	S *	8/1980	Brawner	D21/779
D421,082	S *	2/2000	Lopez	D21/771
D477,648	S *	7/2003	Smith	D21/771
6,945,542	B2 *	9/2005	Stewart	A63C 17/0093
					280/11.27
6,979,007	B1 *	12/2005	Hosoda	A63C 17/01
					280/87.041
7,093,842	B2 *	8/2006	Chmelar	A63C 17/0093
					280/11.27

(57) **CLAIM**

The ornamental design for a skateboard/longboard truck, as shown and described.

DESCRIPTION

FIG. 1 is a top plan view of a skateboard/longboard truck.
FIG. 2 is a bottom plan view of the skateboard/longboard truck of FIG. 1.

FIG. 3 is a front plan view of the skateboard/longboard truck of FIG. 1.

FIG. 4 is a rear plan view of the skateboard/longboard truck of FIG. 1.

FIG. 5 is a right side plan view of the skateboard/longboard truck of FIG. 1.

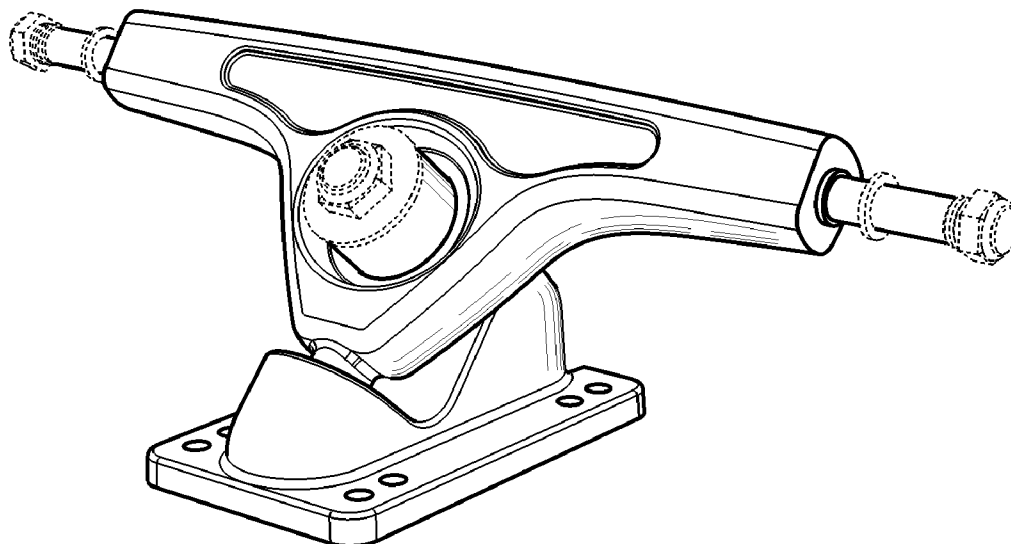
FIG. 5 is a left side plan view of the skateboard/longboard truck of FIG. 1.

FIG. 6 is a top plan view of the skateboard/longboard truck of FIG. 1; and,

FIG. 7 is a front elevational view of the skateboard/longboard truck of FIG. 1.

The broken line portions of the drawings illustrate threads and nuts that form no part of the claimed design or a specific embodiment thereof.

1 Claim, 7 Drawing Sheets



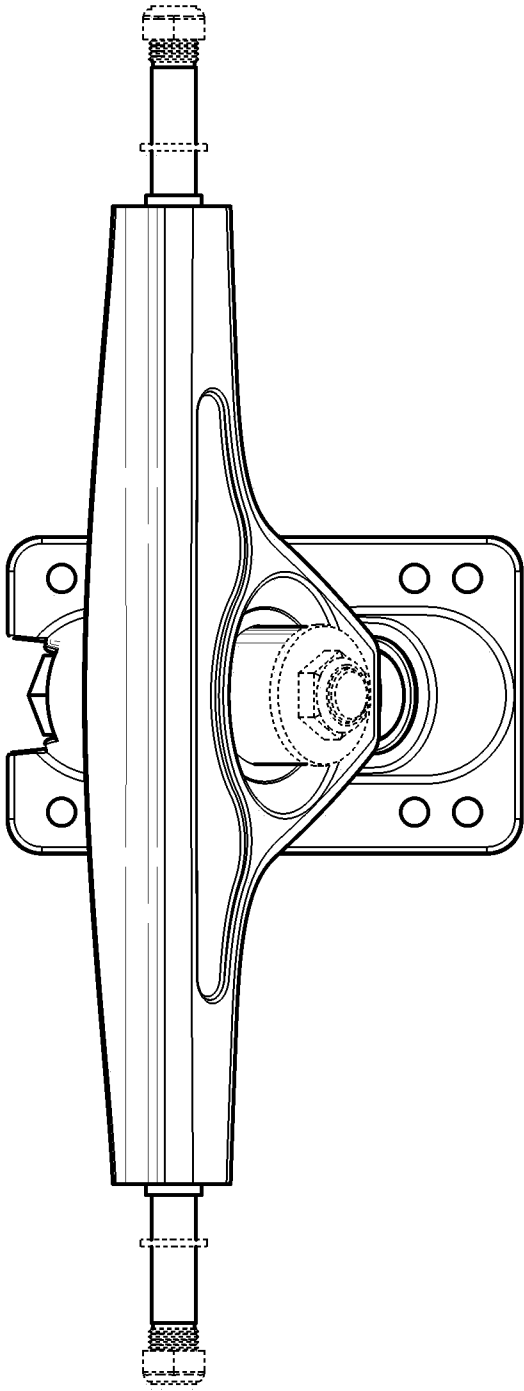


FIG. 1

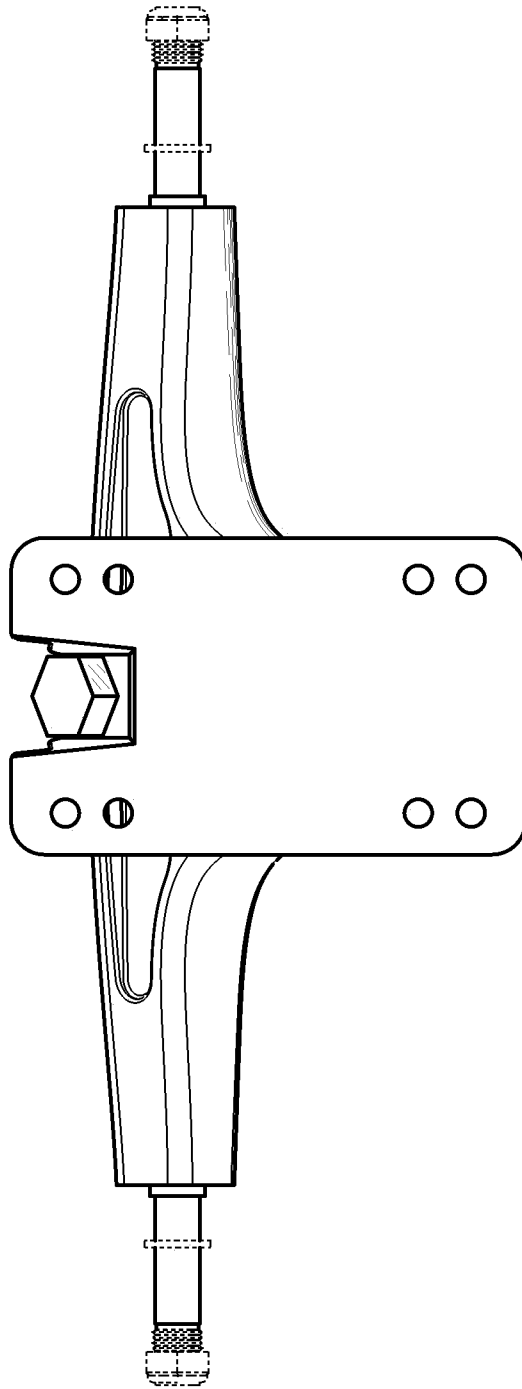


FIG. 2

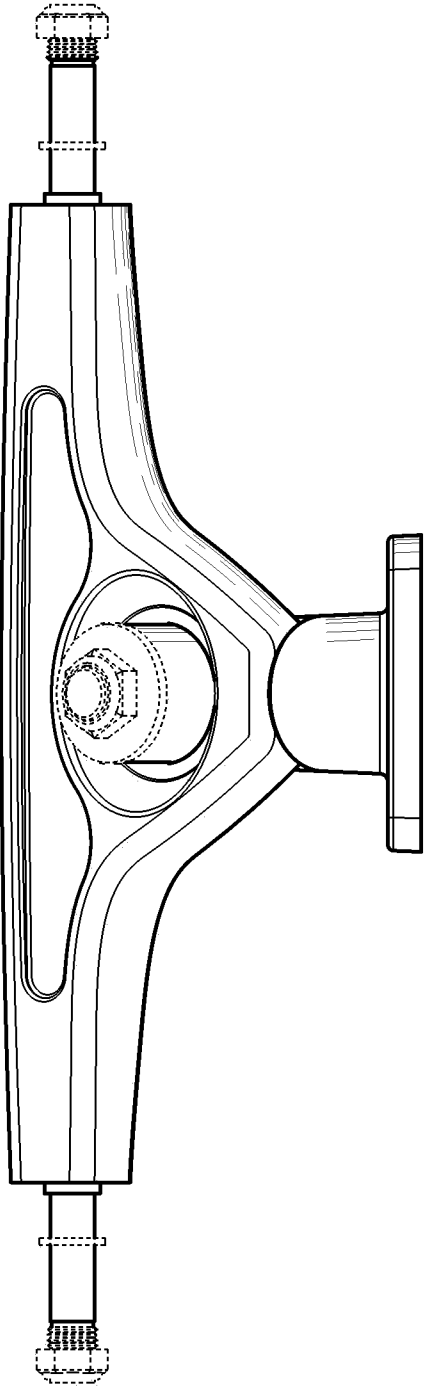


FIG. 3

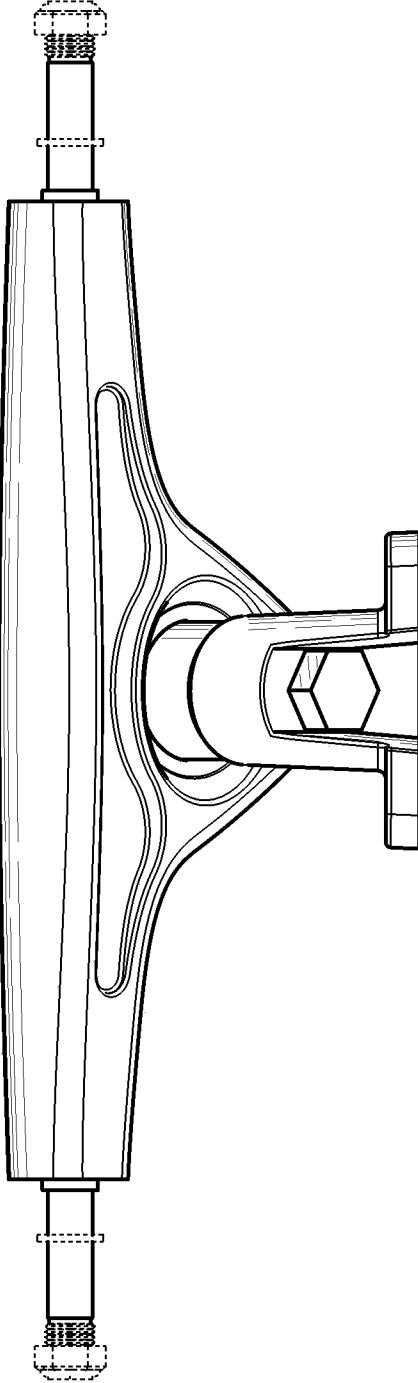


FIG. 4

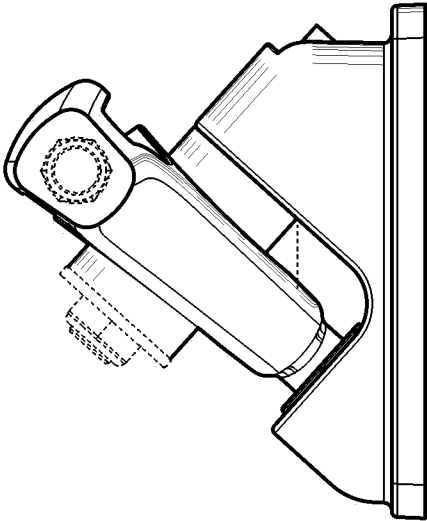


FIG. 5

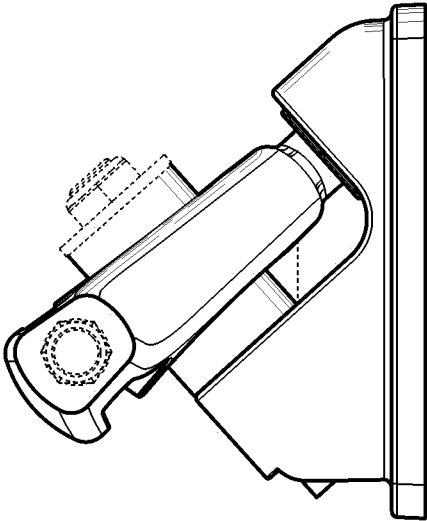


FIG. 6

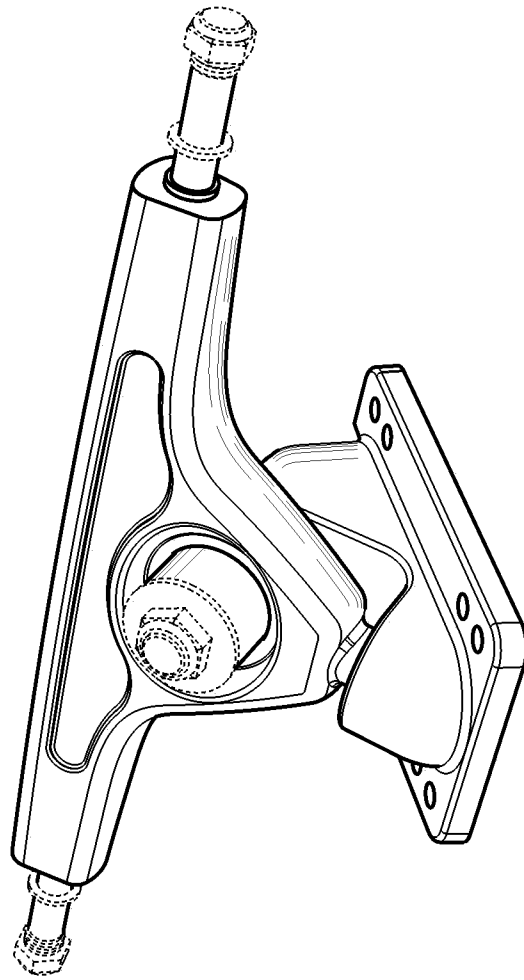


FIG. 7