



US 20030150451A1

(19) **United States**

(12) **Patent Application Publication**
Shayan

(10) **Pub. No.: US 2003/0150451 A1**

(43) **Pub. Date: Aug. 14, 2003**

(54) **METHOD AND SYSTEM FOR
VAPORIZATION OF A SUBSTANCE**

(52) **U.S. Cl. 128/203.12**

(76) **Inventor: Shaahin Sean Shayan, Pac. Pal., CA
(US)**

Correspondence Address:
Jennifer Meredith, Esq.
Empire State Building, Suite 7720
350 Fifth Avenue
New York, NY 10118-7720 (US)

(21) **Appl. No.: 10/071,794**

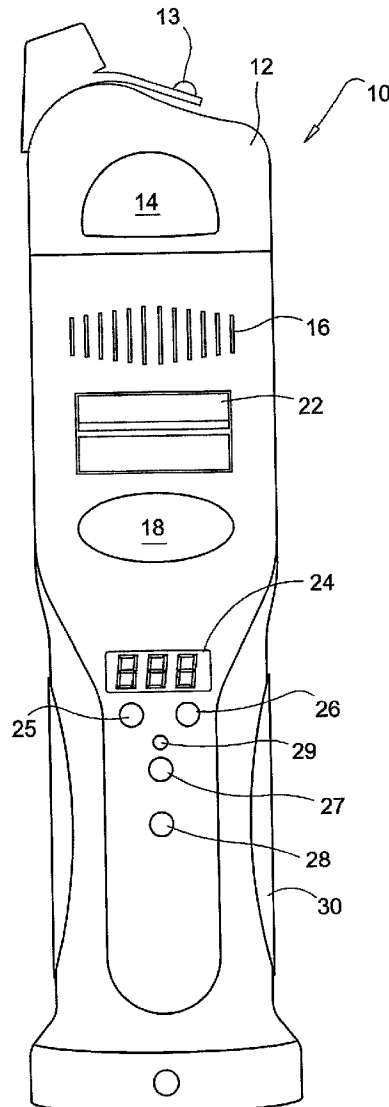
(22) **Filed: Feb. 9, 2002**

Publication Classification

(51) **Int. Cl.⁷ A61M 15/00**

(57) **ABSTRACT**

The present invention provides an apparatus for the vaporization of materials that release active constituents for inhalation without the creation of harmful byproducts such as carcinogens associated with combustion and inhalation of substances. According to a preferred embodiment, an apparatus for releasing volatile elements of a substance in disclosed, comprising in combination a power means, a heater means, a fan means sufficient to create an airflow, a temperature sensing means, a time and temperature control means, a source material holder which is insertable and removable for holding said substance, a receptacle for receiving a vapor that results from the release of volatile elements created by heated air directed from said heater means releasing said volatile elements and an opening for allowing release of said vapor.



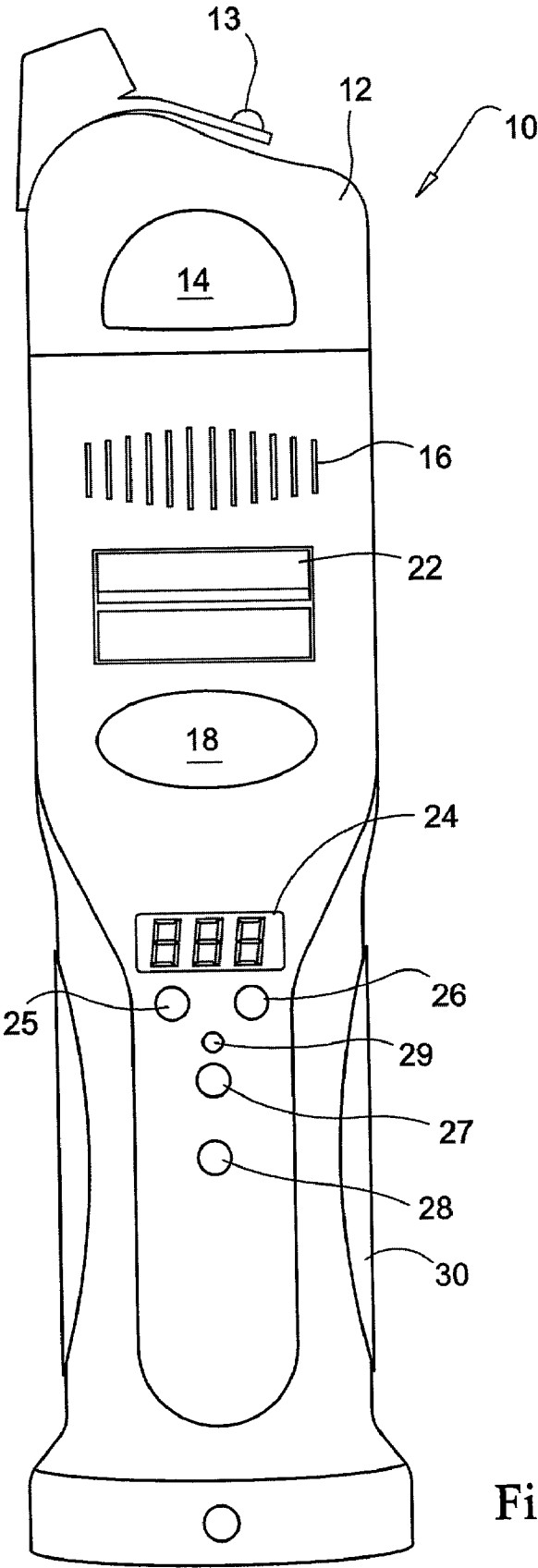
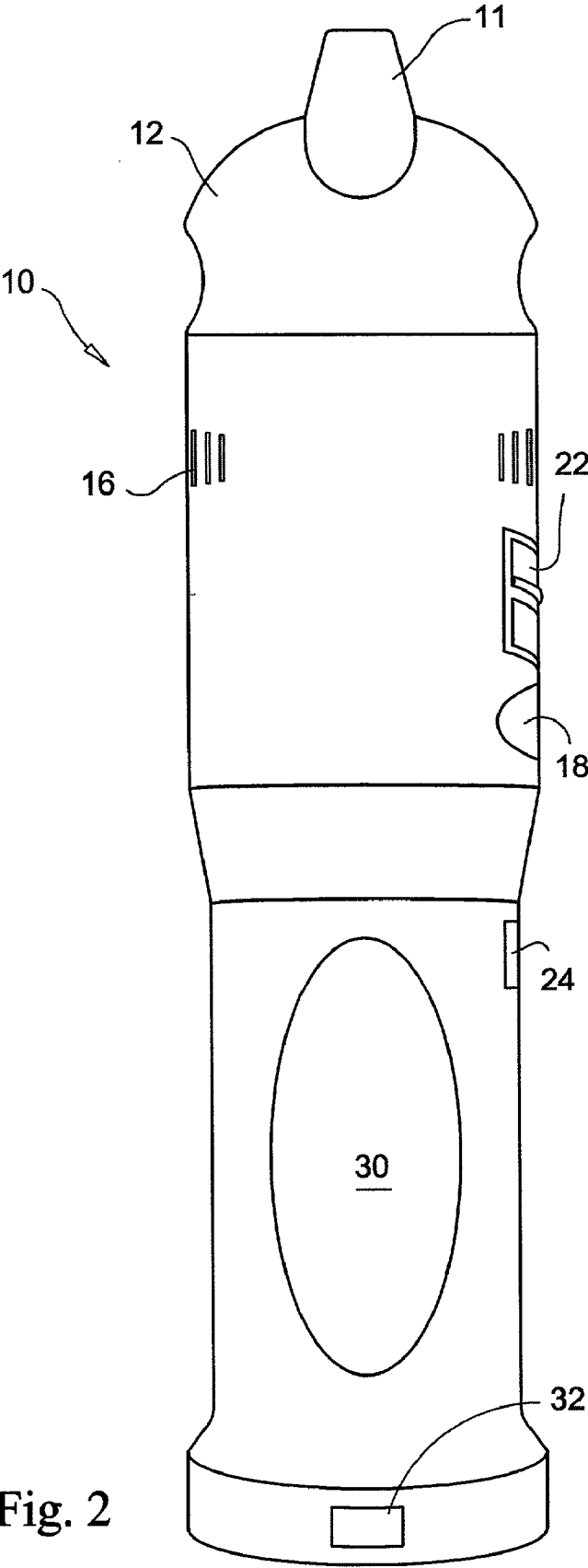


Fig. 1



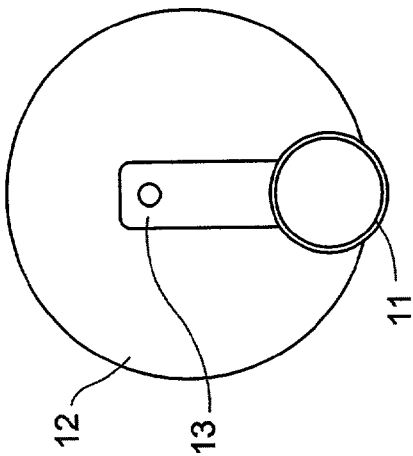


Fig. 4

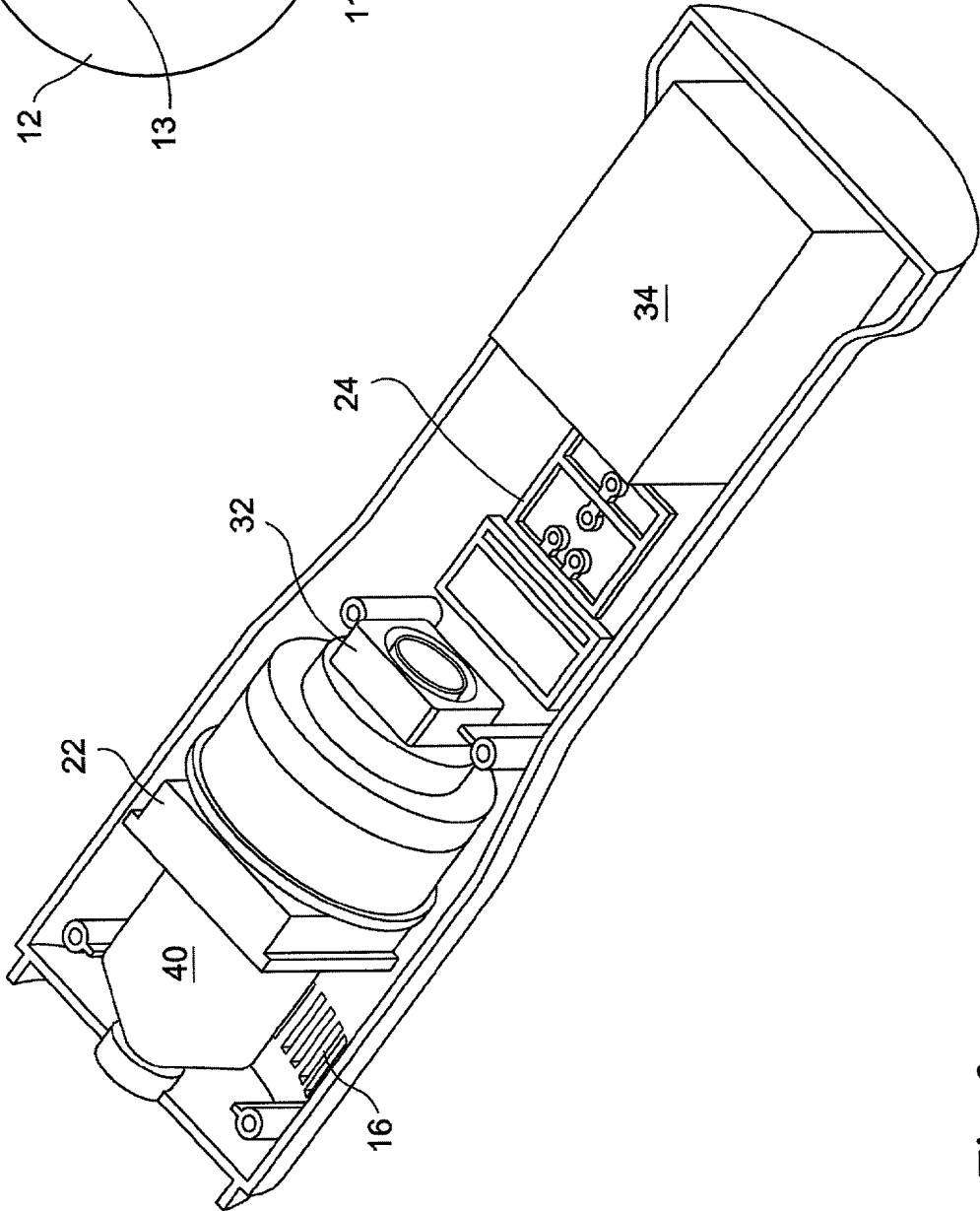


Fig. 3

METHOD AND SYSTEM FOR VAPORIZATION OF A SUBSTANCE

BACKGROUND OF THE INVENTION

[0001] The present invention generally relates to devices for the inhalation of volatile components of a substance, or more particularly to a sophisticated apparatus for the vaporization of materials that release active constituents for inhalation without the creation of harmful byproducts associated with combustion of materials, which is easy to use and provides accurate temperature control and air flow.

[0002] Well known within the art is the use of combustion of substances to enable inhalation of volatile materials contained therein. However, recently the hazards associated with such behavior has become well known and of great concern. This process is known as "smoking" and generally involves oxidation, hydrogenation, cracking, distillation and sublimation. Oxidation, hydrogenation, and cracking result in the formation of chemical compounds not present in the original source material and it is these products not present in the original source material that are generally recognized as the most hazardous aspect of smoking. As such it is desirable to heat a substance such that distillation and sublimation occur without combustion. By eliminating combustion as a heat source, the health risks are minimized while enabling the beneficial properties present in the volatile compounds to be utilized.

[0003] Plant matter such as tobacco or other herbal medicines, when smoked are also not properly utilized to maximum efficiency. As much as 95% of the active material can be wasted in order to absorb 5% or less of the same. Also, much of the active ingredients and helpful medicines are destroyed by combustion. Various attempts have been tried to overcome the problems associated with smoking.

[0004] U.S. Pat. No. 5,249,586 issued to Morgan discloses an article in which a replaceable tobacco flavor medium is electrically heated by a set of permanent reusable heaters to evolve inhalable flavors or other components in vapor or aerosol form. Each heater heats only a portion of the available tobacco flavor medium so that a plurality of individual puffs of tobacco flavor substance can be delivered sequentially to the smoker. The tobacco flavor medium preferably contains tobacco materials.

[0005] U.S. Pat. No. 5,388,574 issued to Ingebrethsen discloses an aerosol delivery article which provides delivery of aerosol particles of relatively small size without the necessity of exposing the material which is aerosolized to a significant degree of heat or high temperatures. An aerosol forming material is a multi-component material comprising an active ingredient and another ingredient having a relatively low vaporization temperature, and preferably that aerosol forming material is in the form of an emulsion. The aerosol forming material is nebulized so as to provide first stage multi-component aerosol particles of fairly large size. The first stage aerosol particles then are subjected to heat so as to vaporize the other ingredient of that aerosol and cause further dispersion of that first stage aerosol. As such, a second stage aerosol composed of fine particles of active ingredient is provided. The heat used to cause the further dispersion of the first stage aerosol is less than that sufficient to cause vaporization, thermal decomposition or undesirable chemical alteration of the active ingredient.

[0006] U.S. Pat. No. 5,144,962 issued to Counts discloses a Flavor Delivery Article Method and Apparatus. The Counts Patent electrically heats a material in order to release the flavor. While the Counts patent represented an advancement within the art, the Counts Patent utilized direct heat between the heating element and the medium to effect heat transfer by conduction. This method is flawed in that it does not provide for the optimum temperature according to the material. Also, the material is embedded in the apparatus. A more sophisticated apparatus that allows for the efficient release of desirable elements of a substance is needed.

[0007] When tobacco is smoked, many toxic & carcinogenic substances are produced in the process of attempting to ignite and absorb the active component—nicotine. However, it may be desirable to have an apparatus which does not ignite the tobacco, but rather allows for the delivery of nicotine into the blood stream without the tar and other carcinogenic compounds associated with smoking. Such an apparatus would be a revolutionary breakthrough for those trying to quit smoking. Further, given the hazards associated with secondary smoke, a smokeless device is needed to protect non-smokers.

[0008] Also, a device is needed which may be used to deliver drugs such as morphine and other opiates that are currently being delivered intravenously. This may also solve many of the problems associated with heroin addicts, such as needle sharing which can lead to dangerous exposure to various diseases. A device is needed which would allow for the delivery of such drugs safely. Currently, devices such as nebulizers may be used to accomplish this. Such devices are flawed, though, in that they require special mixtures of the drugs that must be made into a fog using ultrasound. The present invention does not require the drugs to be specially formulated, but rather allows for an apparatus which may adjust the delivery mode according to the substance being used.

[0009] This may also be desirable to health care professionals who do not want to risk exposure to diseases by way of administering needles to patients who may have unknown diseases. Any place where a clean, easy and efficient means of delivering the active elements of a substance would benefit from the present invention.

[0010] Accordingly, there is a need for a clean and easy to use device that allows for the release of the essential active elements of a substance through vaporization using just enough heat and air to release them without burning the substance and without creating the toxic byproducts of combustion and denaturing of the initial source material while effectively and optimally delivering a multitude of active elements of different substances.

SUMMARY OF THE INVENTION

[0011] In one aspect of the present invention, an apparatus for releasing volatile components of a substance is disclosed. The apparatus comprises in combination a power means, a heater means, a fan means sufficient to create an air flow, a temperature sensing means, a time and temperature control means, a source material holder which is insertable and removable for holding the substance, a receptacle for receiving a vapor that results from the release of volatile components created by heated air directed from the heater means over the substance and releasing volatile elements,

and an opening for allowing release of the vapor. The receptacle for receiving the vapor may be a venturi tube. There may also be a window means for viewing the vapor, which may contain a light inside. The temperature sensing means may be a thermocouple or resistance temperature detector (RTD). The heater means may be a Ceramic UF Heater. The airflow may be between 0 and 10 Liters/min. The apparatus may release volatile elements into the ambient air. Also, the time and temperature control means may produce a variable heat according to the specific substance being volatilized in said apparatus.

[0012] The apparatus may further comprise an information input/output means in communication with the power means that displays the temperature and allows for adjustment of said temperature by controlling air flow from the fan means and heat from the heater means. It should be understood that the information input/output means may be in communication in a multitude of ways including wireless and fiberoptic communication. Information may be manually inputted into said information input/output means which in turn electrically communicates with the power means, heater means and fans means to adjust the temperature within said apparatus for a specified time. The time elapsed may be displayed on a display means such as an LCD display means. Also, an information retrieval and delivery means may be in electrical, optical or wireless communication with said power means may be used. This may be a USB, firewire, ethernet, ilink interface, A/N interface, telephone cable interface, parallel interface, fiber optics, wireless ethernet, and serial interface connected to the apparatus and an information source (e.g. computer). The information retrieval and delivery means may be a disk contained within said apparatus, particularly it may be contained with the source material holder. This disk may automatically sense the nature of the material contained within and provide information to the apparatus such as to provide optimal release of volatile elements of said substance. This disk may be contained within the source material holder, may be a mesh materials holder. The mesh materials holder may further have a substance embedded in it. Also, a pre-formed substance with holes formed to be contained within said source material holder may be contained therein. The temperature provided by said heater means is preferably between 0° C. and 300° C.

[0013] According to another embodiment, an apparatus for releasing volatile elements of a substance is disclosed comprising in combination a power means in electrical communication with a heater means and a fan means, a thermocouple for sensing temperature, an information retrieval and delivery means in electrical communication with the power means, a time and temperature control means that adjusts the heat produced by the heater means and length of time heat is produced, information output means in electrical communication with the power means that displays the temperature and time, a source material holder which is insertable and removable for holding the substance, a venturi tube receptacle, a window means containing at least one light and an opening. The time and temperature control means produces a variable heat according to the specific substance being volatilized in the apparatus. The heat provided by the heater means is preferably between 0° C. and 300° C. and the airflow between 0 and 10 Liters/min.

[0014] According to another embodiment, a system and apparatus is disclosed that allows for the inhalation of the active components of a substance comprising a housing configured and sized to fit in the user's hand during use, a power means that supplies power to a heating means, information retrieval and delivery means, time and temperature control means, information input/output means, fan means and cooling means, wherein the fan delivers air to create an air stream which combines with heat from the heating means to provide a convection air stream, wherein the fan delivers air according to information provided by the information retrieval and delivery means and/or said time and temperature control means. An air stream is directed over a source material holder which includes a cavity for holding a substance, creating a substance vapor air stream and a receptacle having at least one opening in communication with the source material holder receives the substance vapor air stream. The heater is preferably a Ceramic UF Heater. The apparatus may also release the volatile elements from the opening into the ambient air. Time and temperature control means produces a variable heat according to the specific substance being volatilized in the apparatus. There may be a light in the window. Also, as discussed in previous embodiments, the information input/output means may be in electrical communication with the power means and allow for adjustment of the temperature, time and airflow. Information may also be manually entered into said information input/output means which in turn electrically communicates with said power means, heater means and fans means to adjust the temperature within said apparatus for a specified time. The information retrieval and delivery means may be a disk contained within said apparatus which automatically senses the nature of the material. Once the disk senses the nature of the material, it will deliver a set of instructions to the apparatus such as to provide optimal release of volatile elements of the substance. A mesh materials holder contained within said source material holder may be used in order to prevent the inhalation of extraneous particles and to contain the substance. The mesh materials holder may also have a substance embedded in it. According to another embodiment, a pre-formed substance with holes formed to be contained within the source material holder.

[0015] These and other features, aspects and advantages of the present invention will become better understood with reference to the following drawings, description and claims.

BRIEF DESCRIPTION OF THE DRAWINGS

[0016] FIG. 1 is a front view of the present invention according to a preferred embodiment;

[0017] FIG. 2 is a side view of the present invention according to a preferred embodiment;

[0018] FIG. 3 is a interior cutaway view of the present invention according to a preferred embodiment; and

[0019] FIG. 4 is a top view of the present invention according to a preferred embodiment.

DETAILED DESCRIPTION OF THE INVENTION

[0020] The following detailed description is of the best currently contemplated modes of carrying out the invention. The description is not to be taken in a limiting sense, but is

made merely for the purpose of illustrating the general principles of the invention, since the scope of the invention is best defined by the appended claims.

[0021] The present invention generally provides an apparatus for the vaporization of materials that release active constituents for inhalation without the creation of harmful byproducts associated with combustion of materials.

[0022] Referring to **FIG. 1** and **FIG. 2**, shown is a preferred embodiment of the present invention, the apparatus **11** is made of a high heat and impact resistant nylon plastic fiber case **20**. The apparatus **11** may have a switch means in communication with a power means for turning the apparatus on and off, this may be a switch **32**. Switch **32** may have three positions (1) "charge mode" (2) "on mode" and (3) "adaptor mode". When switch **32** is in (1) charge mode or (3) adaptor mode power may not be delivered. The power means may be an internal power source such as standard or lithium ion batteries. Also, the apparatus **11** may utilize a power cord as the power means, which allows for the power to be supplied by a standard electrical outlet. According to another embodiment, the apparatus **11** may utilize a rechargeable battery as the power means contained within and a charger stand, wherein the apparatus **11** may be placed and the apparatus **11** allowed to recharge. When switch **32** is the "on mode" position, the power means will deliver power.

[0023] The device may also have an information delivery and retrieval means in electrical, wireless, or optical communication with the power means. This may be a USB, firewire, ethernet, ilink interface, AN interface, telephone cable interface, parallel interface, fiber optics, wireless Ethernet, and/or a serial interface connected to the apparatus and a separate information source (e.g. a personal computer, PDA, etc.). According to one embodiment, a USB cable may be connected to the apparatus **11** and a computer, wherein the computer delivers information to a time and temperature control means. This option may be used by doctors to regulate the dosage of a particular drug to a patient from a remote location or to download a patient's usage data from the device (e.g. how often it was used, at what settings, etc.) A doctor may also monitor and regulate their patients dosage and other aspects of treatment (e.g. airflow, temperature). Also, information may be stored externally, such as on a website for optimal temperatures and settings according to the substance being used. For example, a certain brand of tobacco may have an optimal vaporization program of 122 degrees for the first 2 minutes, the 100 degrees for the next 1 minute then 134 for the next 4 minutes then a constant 99 for 23 seconds. Instead of manually entering this data for every material the user can go to the website and download the software. Also, the user may know they are using a particular substance and there may be a code which would in turn direct the time and temperature control means. For instance, a code could be inputted into an information input/output means such as buttons to effectuate an adjustment in the heater means and/or fan means such as to provide optimal vaporization.

[0024] The apparatus **11** works on convection, with the temperature controlled by a time and temperature control means which may be affected by a user pressing buttons. By way of example the time and temperature control means, according to a preferred embodiment, may be given a set of

directions through the pressing of a left button **25** which may be used to reduce the temperature and the right button **26** may be used to increase the temperature. These buttons may also be used to control the time the unit is on. The temperature may be viewed through the use of a display panel **24** which may be used to display the temperature and time. This may be a digital LCD or LED screen that displays the temperature and time elapsed. The LED light **29** may be used to indicate when the apparatus is on, charging or charged—it may turn a different color corresponding to each state. Buttons **27** and **28** may be used to program the device. By way of example program set button **27** may be used to set the temperature. For example, the temperature and time may be adjusted using button **25** and button **26**, then the "program set" button **27** may be depressed in order to set the entered program. Button **25**, button **26** and "program set" button **27** will deliver a set of instructions to the time and temperature control means, which will in turn deliver a set of directions to the heater means and fan means. Also, the "program set" button **27** may be used to turn on the heater. The "enter" button **28** is depressed after the "program set" button to activate the program. The air is directed by way of a fan means, and heated through the use of a heater means. The source material holder **22** may be inserted into the apparatus **11** and ejected from apparatus. Once the source material holder **22** is ejected, a substance may be placed in the source material holder **22** and heated air allowed to flow over the source material holder and the substance contained therein creating a vapor. The apparatus **11** may be programmed to be pre-heated, once an optimal temperature is reached the source material holder **22** may be ejected, a substance placed in the source material holder **22** and the source material holder **22** inserted back into the apparatus **11** and the materials vaporized.

[0025] According to another embodiment, the source material holder **22** would have a digitally encoded material holder that would recognize the substance contained therein and direct the time and temperature control means accordingly. By way of example, the disk may sense that the material contained within the disk is Marlboro™ brand tobacco. The optimal vaporization temperature for Marlboro brand tobacco is exactly 122° F. for the first two minutes, the 100° F. for the next one minute then 134° F. for the next four minutes then a constant 99° F. for 23. The optimal vaporization may also be provided by the information retrieval and delivery means and may be chosen from the group consisting of USB, firewire, ethernet, ilink interface, A/V interface, telephone cable interface, parallel interface, fiberoptic, wireless Ethernet, and serial interface connected to said apparatus and an information source

[0026] There may also be a mesh materials holder placed in the source material holder **22** to contain the substance, while allowing air to flow over the substance. Also, a tablet composed of compressed herbs or other substances molded into a shape which would allow receipt into the source material holder. It should be understood that the tablet may be composed of real drugs, biological drugs, pharmaceutical substances, synthetic or natural substances, hormones and/or insulin. The herbal tablet would have holes in it in order to allow the hot air to pass through it and vaporize the material. Also, oils, resins and other liquids may be used in the device by applying to a sponge material that may be placed in the source material holder or direct application to the substance.

Tablets may also be made of a non-active material whose sole use is to be a carrier for liquid that is vaporized in the apparatus 11.

[0027] Window 18 may be used so that a user or a health care professional can monitor the vapor and make a visual ID of it. The air outlet slits vents 16 may be used to cool the heater. The air outlet slits vents 16 may also act as an exhaust for the fan. The vaporized substance flows to the opening 11 in the top 12. The top window 14 allows the user to see if vapor is occurring and allow the device to be used in complete darkness.

[0028] The vapor created by the apparatus is allowed to exit the device through an opening 11. It should be understood that the opening 11 may be used by an individual to inhale the vapor, but also the vapor may be allowed to flow out of the opening 11 and fill the surrounding area. When used by an individual to inhale the vapor through the opening it is desirable to be comfortably hand held. As such, there may be rubber grips 30 placed on the side of the apparatus for easy holding. The device may also be used as an aromatherapy device, wherein herbs are placed in the device and the vapor is allowed to fill the room.

[0029] FIG. 3 depicts the interior of the apparatus according to a preferred embodiment. As shown, the apparatus comprises in combination a power means 34 in electrical communication with a heater means 36 and a fan means 38, a thermocouple for sensing temperature, an information retrieval and delivery means in electrical communication with the power means 34, a time and temperature control means that adjusts the heat produced by the heater means 36 and length of time heat is produced, information output means in electrical communication with the power means 34 and a display 24 that displays the temperature and time; also a source material holder 22 which is insertable and removable for holding the substance, a venturi tube receptacle 40, a window means containing at least one light and an opening. The time and temperature control means produces a variable heat according to the specific substance being volatilized in the apparatus. The heat provided by the heater means is preferably between 0° C. and 100° C. and the airflow between 0 and 10 Liters/min.

[0030] As used and according to a preferred embodiment, the housing is configured and sized to fit in the user's hand during use. The fan 38 delivers air to create an air stream which combines with heat from the heating means 36 to provide a convection air stream, wherein the fan 38 delivers air according to information provided by the information retrieval and delivery means and/or said time and temperature control means. An air stream is directed over a source material holder 22 which includes a cavity for holding a substance, creating a substance vapor air stream and venturi tube receptacle 40 having at least one opening in communication with the source material holder receives the substance vapor air stream. The heater is preferably a Ceramic UF Heater. The apparatus may also release the volatile elements from the opening into the ambient air. Time and temperature control means produces a variable heat according to the specific substance being volatilized in the apparatus. Also, as discussed in previous embodiments, the information input/output means may be in electrical communication with the time and temperature control means, and power means and allow for adjustment of the temperature, time and

airflow. Information may also be manually entered into said information input/output means which in turn electrically communicates with said power means, heater means and fans means to adjust the temperature within said apparatus for a specified time. The information retrieval and delivery means may also be a disk contained within said apparatus which automatically senses the nature of the material and provides information to the apparatus such as to provide optimal release of volatile elements of the substance. A mesh materials holder contained within the source material holder 22 may be used in order to prevent the inhalation of extraneous particles and to contain the substance. The mesh materials holder may also have a substance embedded in it. According to another embodiment, a pre-formed substance with holes formed to be contained within the source material holder.

[0031] FIG. 4 depicts a top view of the present invention according to a preferred embodiment. As shown, the top 12 has an opening 11. There may also be chin rest 13. This may be useful for the user to rest their chin on while inhaling the vapor released through said opening 11.

[0032] It should be understood that the foregoing relates to preferred embodiments of the invention and that modifications may be made without departing from the spirit and scope of the invention as set forth in the following claims.

We claim:

1. An apparatus for releasing volatile elements of a substance, said apparatus comprising in combination;

a power means;

a heater means;

a fan means sufficient to create an airflow;

a temperature sensing means;

a time and temperature control means;

a source material holder which is insertable and removable for holding said substance;

a receptacle for receiving a vapor that results from the release of volatile elements created by heated air directed from said heater means releasing said volatile elements; and

an opening for allowing release of said vapor.

2. An apparatus as in claim 1, further comprising a switch means in electrical communication with said power means.

3. An apparatus as in claim 1, wherein said temperature sensing means is a thermocouple.

4. An apparatus as in claim 1, wherein said temperature sensing means is an RTD.

5. An apparatus as in claim 1, wherein said heater means is a Ceramic UF Heater.

6. An apparatus as in claim 1, wherein said airflow is between 0 and 10 Liters/min.

7. An apparatus as in claim 1, wherein said apparatus allows the release of volatile elements from said opening into the ambient air.

8. An apparatus as in claim 1, wherein said time and temperature control means produces a variable heat according to the specific substance being volatilized in said apparatus.

9. An apparatus as in claim 1, further comprising a window means suitable to view said vapor.

10. An apparatus as in claim 9, further comprising at least one light within said window.

11. An apparatus as in claim 1, further comprising an information input/output means in electrical communication with said power means that allows for adjustment of said temperature by controlling air flow from said fan means and heat from said heater means.

12. An apparatus as in claim 11, further comprising a display means for displaying lengths of time and temperature.

13. An apparatus as in claim 1, wherein information is manually entered into said information input/output means which in turn electrically communicates with said power means, heater means and fans means to adjust the temperature within said apparatus for a specified time.

14. An apparatus as in claim 13, further comprising displaying the time elapsed.

15. An apparatus as in claim 1, further comprising an information retrieval and delivery means in electrical communication with said power means.

16. An apparatus as in claim 15, wherein said information retrieval and delivery means is chosen from the group consisting of USB, firewire, ethernet, ilink interface, A/V interface, telephone cable interface, parallel interface, fiberoptic, wireless Ethernet, and serial interface connected to said apparatus and an information source.

17. An apparatus as in claim 16, wherein said information retrieval and delivery means is a disk within said source material holder contained within said apparatus which automatically senses the nature of said material and provides information to said apparatus such as to provide optimal release of volatile elements of said substance.

18. An apparatus as in claim 1, wherein said receptacle for receiving said vapor is a Venturi tube receptacle.

19. An apparatus as in claim 1, further comprising a mesh materials holder contained within said source material holder.

20. An apparatus as in claim 19, wherein said mesh materials holder has a substance embedded in it.

21. An apparatus as in claim 1, further comprising a pre-formed substance with holes formed to be contained within said source material holder.

22. An apparatus as in claim 1, wherein said heat provided by said heater means is between 0° C. and 300° C.

23. An apparatus for releasing volatile elements of a substance, said apparatus comprising in combination;

a power means in electrical communication with a heater means and a fan means;

a switch means in electrical communication with said power means;

a thermocouple for sensing temperature;

an information retrieval and delivery means in electrical communication with said power means;

a time and temperature control means that adjusts the heat produced by said heater means and length of time heat is produced;

information input/output means in electrical communication with said power means;

a display means that displays the temperature and time;

a source material holder which is insertable and removable for holding said substance;

a venturi tube receptacle;

a window means containing at least one light; and

an opening.

23. An apparatus as in claim 22, wherein said time and temperature control means produces a variable heat according to the specific substance being volatilized in said apparatus.

24. An apparatus as in claim 22, wherein said information retrieval and delivery means is chosen from the group consisting of a USB interface, firewire, ethernet, fiberoptic, wireless ethernet, ilink interface, A/V interface, telephone cable interface, parallel interface, and serial interface connected to said apparatus and an information source.

25. An apparatus as in claim 22, wherein said heat provided by said heater means is between 0° C. and 300° C.

26. An apparatus as in claim 22, wherein said fans means creates an airflow between 0 and 10 Liters/min.

27. An apparatus that allows for the inhalation of the active elements of a substance comprising;

a housing configured and sized to fit in the user's hand during use;

a power means that supplies power to a heating means, information retrieval and delivery means, time and temperature control means, information input/output means, display means, fan means and cooling means;

wherein said fan delivers air to create an air stream which combines with heat from said heating means to provide a convection air stream;

wherein said fan delivers air according to information provided by said information retrieval and delivery means or said time and temperature control means;

said convection air stream is directed over a source material holder which includes a cavity for holding a substance, creating a substance vapor air stream; and

said housing having therein a receptacle having at least one opening in communication with said source material holder for receiving said substance vapor air stream.

28. An apparatus as in claim 27, wherein said heater means is a Ceramic UF Heater.

29. An apparatus as in claim 27, wherein said apparatus allows the release of volatile elements from said opening into the ambient air.

30. An apparatus as in claim 27, wherein said time and temperature control means produces a variable heat according to the specific substance being volatilized in said apparatus.

31. An apparatus as in claim 27, further comprising at least one light within said window.

32. An apparatus as in claim 27, wherein said information input/output means is in electrical, digital, optical or wireless communication with said power means and allows for adjustment of temperature and air flow.

33. An apparatus as in claim 27, wherein information is manually entered into said information input/output means which in turn communicates with said power means, heater means and fans means to adjust the temperature within said apparatus for a specified time.

34. An apparatus as in claim 27, wherein said information retrieval and delivery means is chosen from the group consisting of USB, firewire, ethernet, ilink interface, fiber optic, wireless ethernet, A/V interface, telephone cable interface, parallel interface, and serial interface connected to said apparatus and an information source.

35. An apparatus as in claim 27, wherein said information retrieval and delivery means is comprised of a disk contained within said apparatus which automatically senses the nature of said material and provides information to said apparatus such as to provide optimal release of volatile elements of said substance.

36. An apparatus as in claim 27, wherein said receptacle for receiving said vapor is a Venturi tube receptacle.

37. An apparatus as in claim 27, further comprising a mesh materials holder contained within said source material holder.

38. An apparatus as in claim 35, wherein said mesh materials holder has a substance embedded in it.

39. An apparatus as in claim 27, further comprising a pre-formed substance with holes formed to be contained within said source material holder.

40. An apparatus as in claim 27, wherein said heat provided by said heater means is between 0° C. and 300° C.

41. An apparatus as in claim 27, wherein said airstream has a flow between 0 and 10 Liters/min.

42. An apparatus as in claim 27, further comprising a cooling means for cooling said substance vapor air stream prior to receipt by said receptacle of said substance vapor air stream.

* * * * *