



US00D697992S

(12) **United States Design Patent**  
**Jones**

(10) **Patent No.:** **US D697,992 S**

(45) **Date of Patent:** **\*\* Jan. 21, 2014**

(54) **ARCHERY RELEASE**

(71) Applicant: **Scott Archery Manufacturing**  
**(assumed name of Scottech Archery,**  
**LLC), Clay City, KY (US)**

(72) Inventor: **Brian K. Jones, Winchester, KY (US)**

(73) Assignee: **Scott Archery LLC, Henrietta, NY (US)**

(\*\*) Term: **14 Years**

(21) Appl. No.: **29/464,568**

(22) Filed: **Aug. 19, 2013**

**Related U.S. Application Data**

(62) Division of application No. 29/399,373, filed on Aug. 12, 2011, now Pat. No. Des. 688,346.

(51) **LOC (10) Cl.** ..... **22-01**

(52) **U.S. Cl.**

USPC ..... **D22/107**

(58) **Field of Classification Search**

USPC ..... D22/107, 199; 124/23.1, 25.6, 86, 88,  
124/35.2, 44.5

See application file for complete search history.

(56) **References Cited**

**U.S. PATENT DOCUMENTS**

228,302 A	6/1880	Beard
229,089 A	6/1880	Burnham
3,921,668 A	11/1975	Self
4,036,204 A	7/1977	Scott
4,160,437 A	7/1979	Fletcher
4,567,875 A	2/1986	Fletcher
4,569,744 A	2/1986	Walker
4,574,767 A	3/1986	Gazzara
4,584,747 A	4/1986	Katterbach et al.
4,607,947 A	8/1986	Ensing et al.
4,620,523 A	11/1986	Peck
4,674,469 A	6/1987	Peck

4,881,516 A	11/1989	Peck
5,056,586 A	10/1991	Bemisderfer
5,205,268 A	4/1993	Savage
5,215,504 A	6/1993	Wong et al.
5,424,813 A	6/1995	Schlueter et al.
5,448,983 A	9/1995	Scott
5,460,721 A	10/1995	Goodwin
5,554,329 A	9/1996	Monkelbaan et al.
5,595,167 A	1/1997	Scott
5,596,977 A	1/1997	Scott
5,702,494 A	12/1997	Tompkins et al.

(Continued)

**OTHER PUBLICATIONS**

Various releases (1) downloaded from <http://www.archeryhistory.com/releases/releasespics/pse.jpg> on Dec. 29, 2009.

(Continued)

*Primary Examiner* — Michael A Pratt

(74) *Attorney, Agent, or Firm* — Peter J. Mikesell; Hiscock & Barclay, LLP

(57) **CLAIM**

The ornamental design for an “archery release,” as shown and described.

**DESCRIPTION**

FIG. 1 is a perspective view of the archery release embodying the new design;

FIG. 2 is a top view thereof;

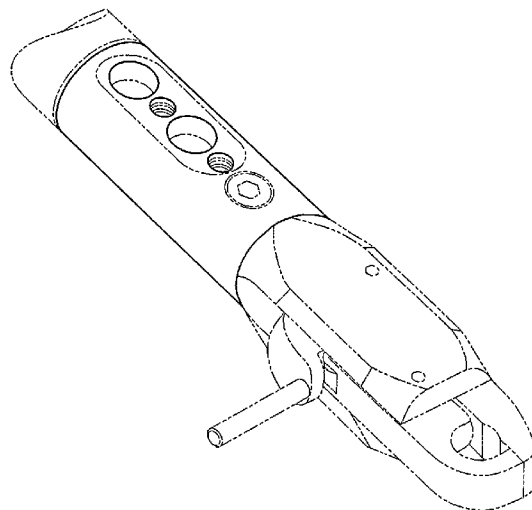
FIG. 3 is a bottom view thereof;

FIG. 4 is a left side view thereof; and,

FIG. 5 is a right side view thereof.

FIGS. 1-5 show features of the archery release in phantom lines. These features are shown for environmental purposes and do not form any part of the claimed design. Further, the phantom lines immediately adjacent the solid-line portions of the design form the boundary of the design, within the phantom lines forming no part of the claimed design.

**1 Claim, 2 Drawing Sheets**



(56)

**References Cited**

U.S. PATENT DOCUMENTS

5,765,536 A 6/1998 Scott  
5,779,904 A 7/1998 Ruderman et al.  
5,803,068 A 9/1998 Summers  
5,842,916 A 12/1998 Gerrity et al.  
5,850,825 A 12/1998 Scott  
5,934,679 A 8/1999 Strain et al.  
6,032,661 A 3/2000 Goff et al.  
6,631,709 B2 10/2003 Carter et al.  
6,659,378 B2 12/2003 DiAnna  
6,895,951 B2 5/2005 Summers et al.  
2007/0277471 A1 12/2007 Gibson

2009/0159395 A1 6/2009 Gerrity et al.  
2009/0185868 A1 7/2009 Masters et al.  
2010/0071909 A1 3/2010 Winn  
2010/0108047 A1 5/2010 Jones  
2011/0144639 A1 6/2011 Govari

OTHER PUBLICATIONS

Various releases (2) downloaded from <http://www.archeryhistory.com/releases/releasespics/release4.jpg> on Dec. 29, 2009.  
Releases (3) downloaded from <http://www.archeryhistory.com/releases> on Jul. 21, 2011.  
Releases (4) downloaded from <http://www.archeryhistory.com/releases> on Jul. 21, 2011.  
Longhorn Hunter (Jan. 2010).

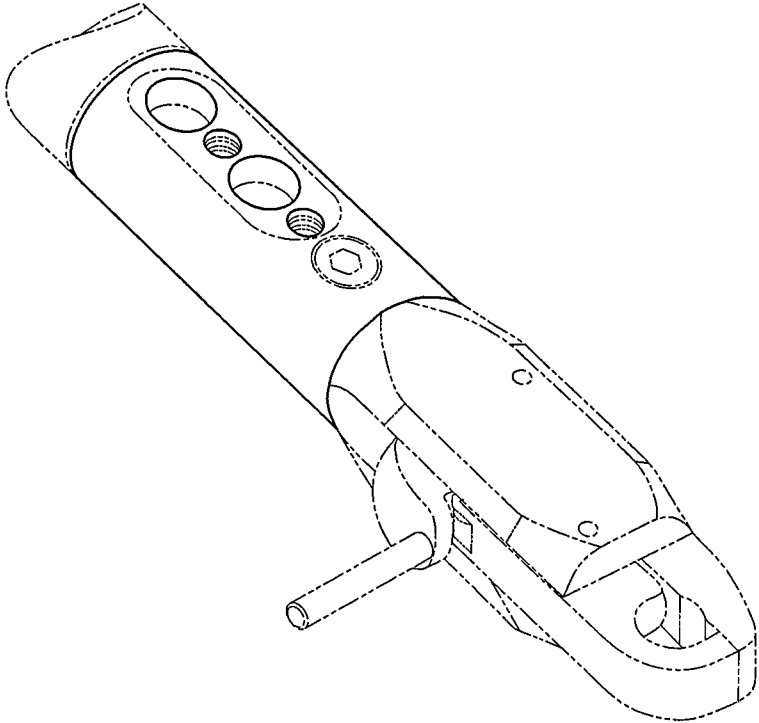


FIG. 1

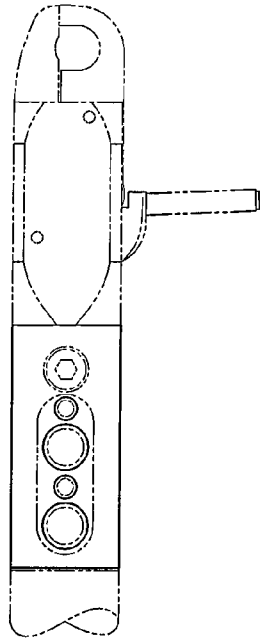


FIG. 2

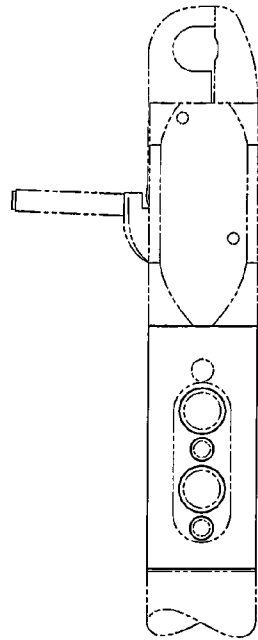


FIG. 3

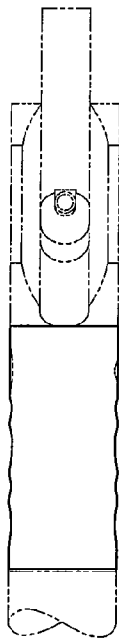


FIG. 4

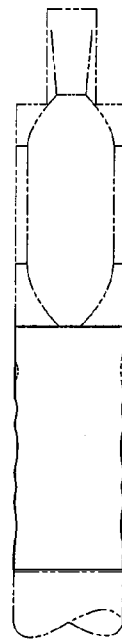


FIG. 5