



US00D665233S

(12) **United States Design Patent**  
**Shamoon**

(10) **Patent No.:** **US D665,233 S**

(45) **Date of Patent:** **\*\* Aug. 14, 2012**

(54) **COLLAPSIBLE STRAINER**

(76) Inventor: **Ellis N. Shamoon**, Dallas, TX (US)

(\*\*) Term: **14 Years**

(21) Appl. No.: **29/403,138**

(22) Filed: **Oct. 1, 2011**

(51) **LOC (9) Cl.** ..... **07-04**

(52) **U.S. Cl.** ..... **D7/667**

(58) **Field of Classification Search** ..... D7/667,  
D7/668, 400; 99/495, 490, 505-510; 100/113,  
100/110, 116, 117, 127, 213, 248; 210/464,  
210/470-478, 497.1, 498, 499; 220/6, 8;  
30/324-328

See application file for complete search history.

(56) **References Cited**

**U.S. PATENT DOCUMENTS**

D207,595	S	*	5/1967	Gruber	.....	D7/667
5,092,050	A	*	3/1992	Bardeen	.....	30/324
D456,221	S	*	4/2002	Tse	.....	D7/667
D504,056	S	*	4/2005	Craig et al.	.....	D7/691
D526,541	S	*	8/2006	Repp et al.	.....	D7/667

D581,747	S	*	12/2008	Repp et al.	.....	D7/667
D582,101	S		12/2008	Shamoon		
2003/0189346	A1	*	10/2003	Leydens et al.	.....	294/5.5
2006/0096929	A1	*	5/2006	Repp et al.	.....	210/740

\* cited by examiner

*Primary Examiner* — Terry Wallace

(74) *Attorney, Agent, or Firm* — Daniel V. Thompson


(57) **CLAIM**

The ornamental design for a collapsible strainer, as shown and described.

**DESCRIPTION**

FIG. 1 is a front-facing perspective view of the collapsible strainer showing my new design; FIG. 2 is a right-side elevational view thereof; FIG. 3 is a top plan view thereof; FIG. 4 is a bottom plan view thereof; FIG. 5 is a front-side elevational view thereof; and, FIG. 6 is a back-side elevational view thereof. The collapsible strainer of the present invention is symmetrical so that both side views are identical.

**1 Claim, 5 Drawing Sheets**






Fig. 1

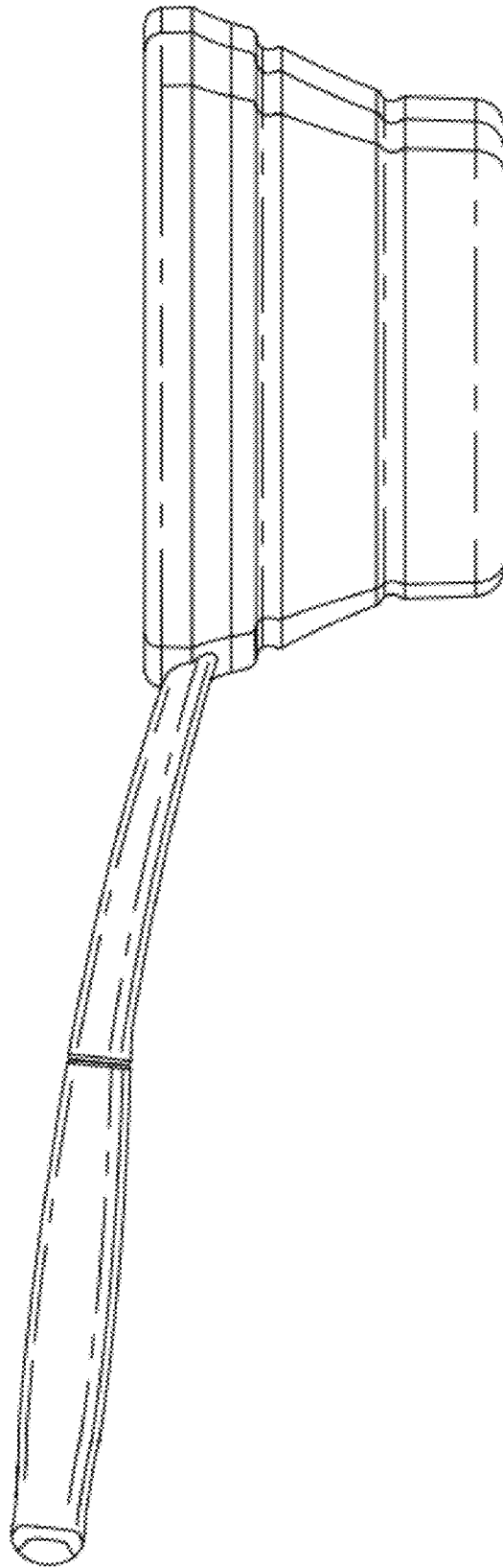


Fig. 2

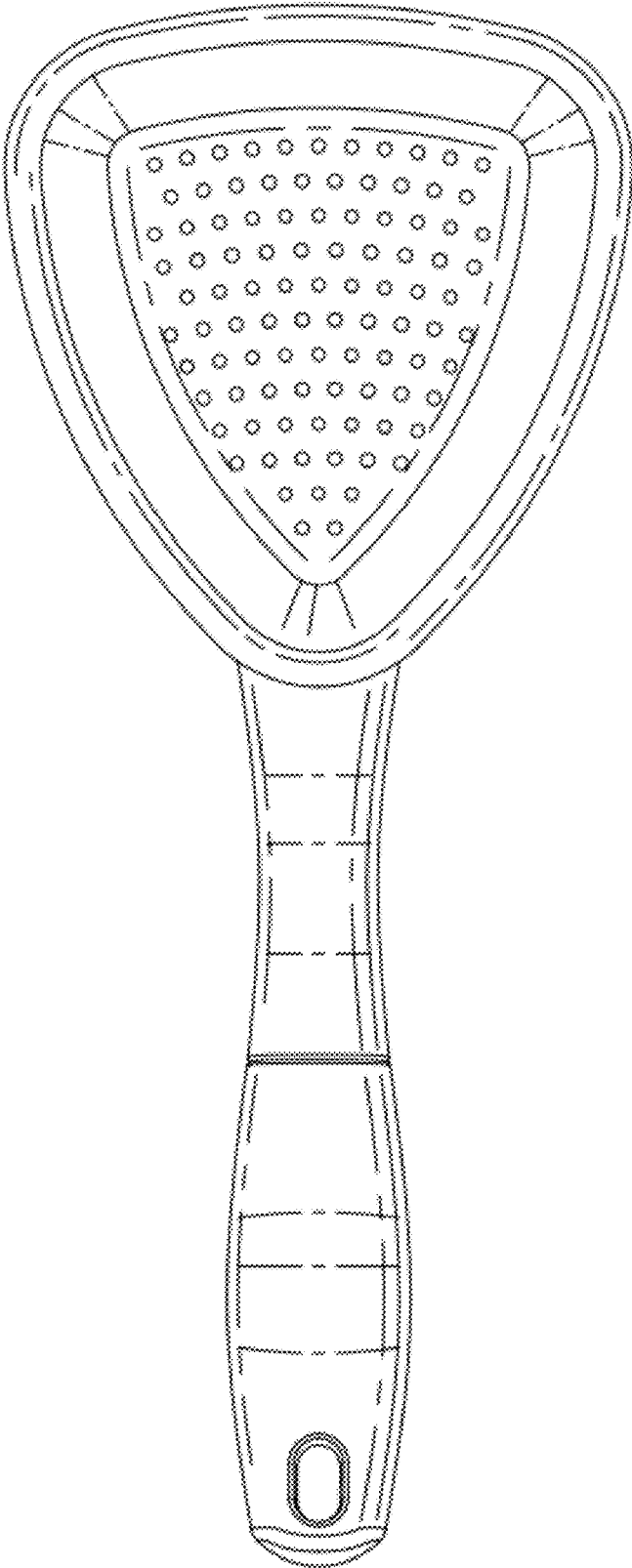


Fig. 3

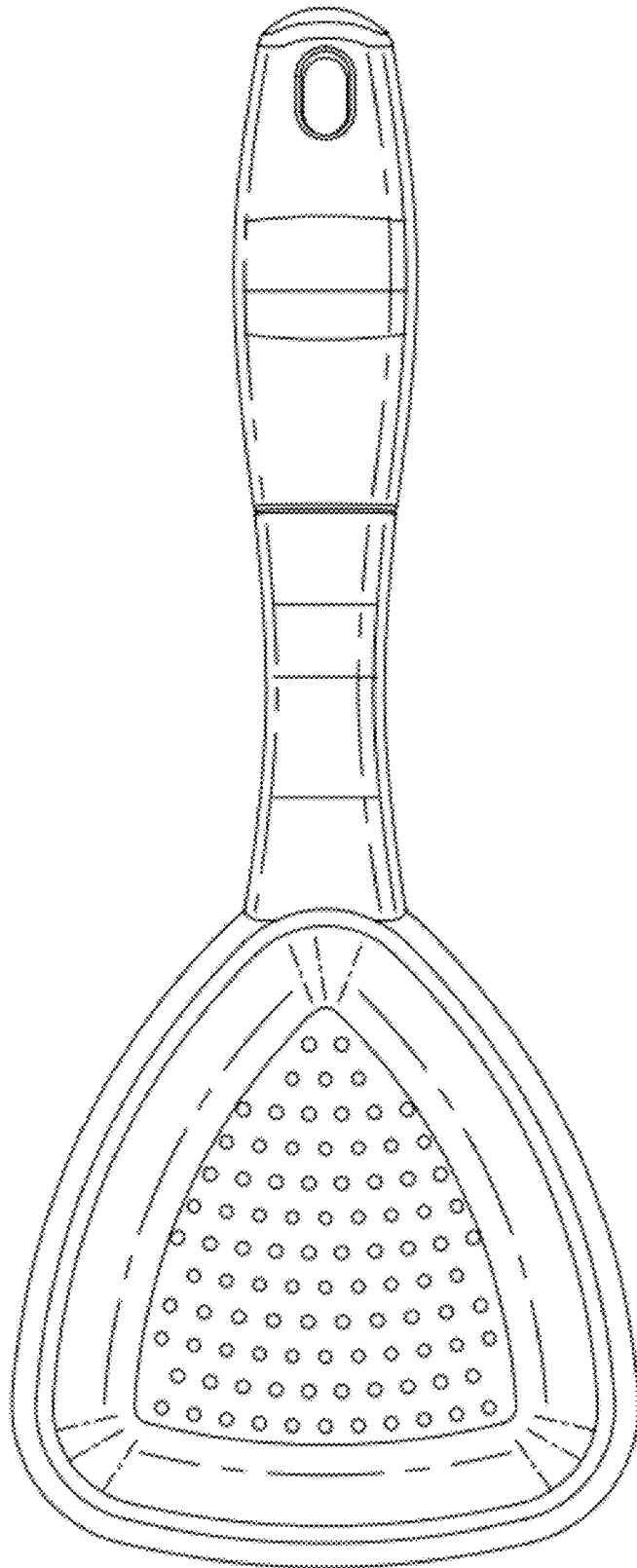


Fig. 4

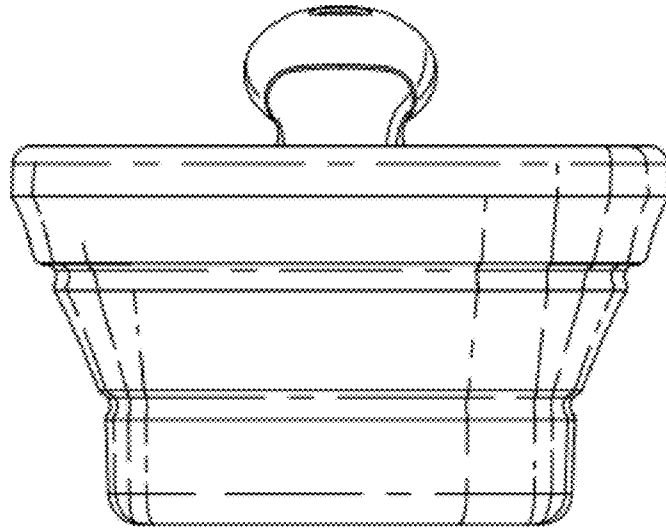


Fig. 5

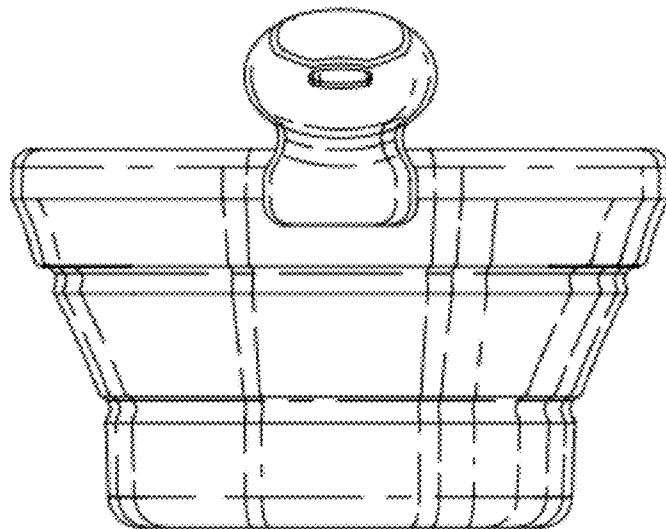


Fig. 6