



US00D766684S

(12) **United States Design Patent**  
**West et al.**

(10) **Patent No.:** **US D766,684 S**

(45) **Date of Patent:** **\*\* Sep. 20, 2016**

(54) **LOG TONGS**

(71) Applicants: **Roger West**, Amarillo, TX (US); **Cody West**, Canyon, TX (US)

(72) Inventors: **Roger West**, Amarillo, TX (US); **Cody West**, Canyon, TX (US)

(\*\*) Term: **15 Years**

(21) Appl. No.: **29/543,361**

(22) Filed: **Oct. 23, 2015**

**Related U.S. Application Data**

(63) Continuation-in-part of application No. 29/543,347, filed on Oct. 23, 2015.

(51) **LOC (10) Cl.** ..... **08-01**

(52) **U.S. Cl.**  
USPC ..... **D8/4**

(58) **Field of Classification Search**  
USPC ..... D8/1, 4, 5, 7, 9, 51, 52, 54, 56, 58, 60;  
D7/687

CPC ..... B66C 1/585; B66C 1/58; B66C 1/42;  
B66C 1/59; F24B 1/191; F24B 15/00;  
F24B 1/199; F24B 15/10; A47J 43/283;  
A01B 1/18

See application file for complete search history.

(56) **References Cited**

**U.S. PATENT DOCUMENTS**

D50,879 S \* 6/1917 Shetler ..... D24/143  
2,803,364 A 8/1957 Hibbard et al.  
2,832,635 A 4/1958 Alfred et al.  
4,042,270 A \* 8/1977 Weiland ..... E21B 11/005  
294/118

4,063,767 A \* 12/1977 Hardin ..... A01G 25/00  
248/75  
D259,013 S \* 4/1981 Brouillette ..... D7/687  
5,121,956 A 6/1992 Horkey  
D334,520 S \* 4/1993 Adams ..... D8/52  
5,354,110 A 10/1994 Licata  
D368,631 S \* 4/1996 Swierczynski ..... D8/107  
D393,399 S \* 4/1998 Turos ..... D7/687  
7,344,170 B2 3/2008 Ingram  
7,478,853 B1 \* 1/2009 Payette ..... A01G 9/088  
294/118  
8,162,361 B2 4/2012 Biddington  
2014/0339840 A1 \* 11/2014 Stern ..... A47J 43/283  
294/106

\* cited by examiner

*Primary Examiner* — Sheryl Lane

*Assistant Examiner* — Ieisha Price

(74) *Attorney, Agent, or Firm* — Shannon L Warren

(57) **CLAIM**

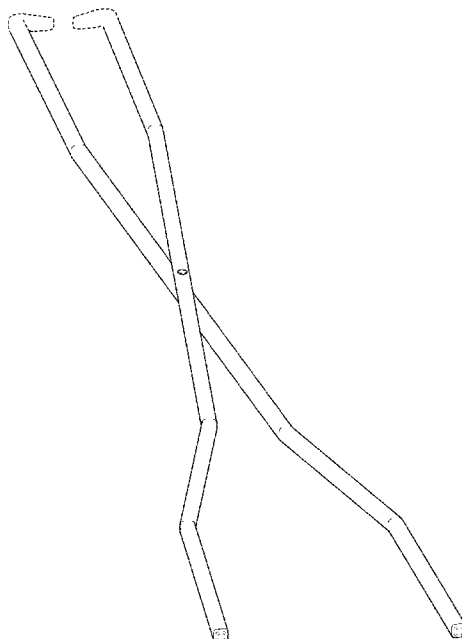
The ornamental design for log tongs, as shown and described.

**DESCRIPTION**

FIG. 1 is a top view of log tongs;  
FIG. 2 is an enlarged front perspective view thereof;  
FIG. 3 is a side view thereof;  
FIG. 4 is an enlarged rear perspective view thereof;  
FIG. 5 is a top view thereof, shown in a closed position;  
FIG. 6 is a top view thereof, shown in a partially open position; and,  
FIG. 7 is a top view thereof, shown in a completely open position.

The broken lines in the drawings illustrate portions of the log tongs and form no part of the claimed design.

**1 Claim, 5 Drawing Sheets**



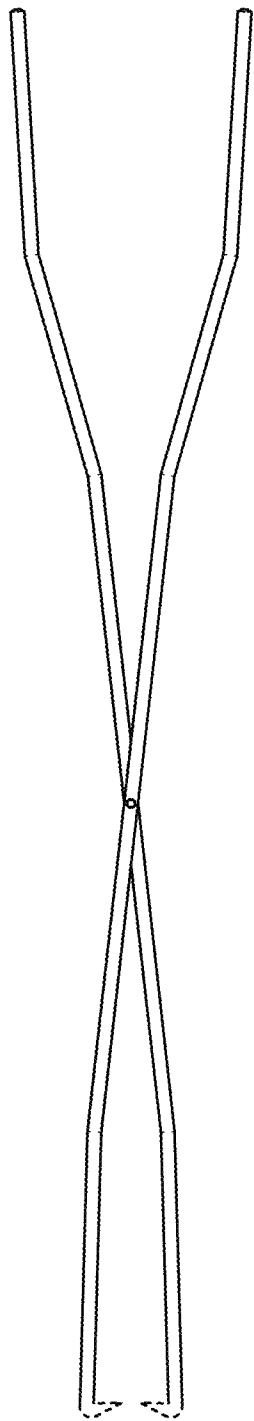


FIG. 1

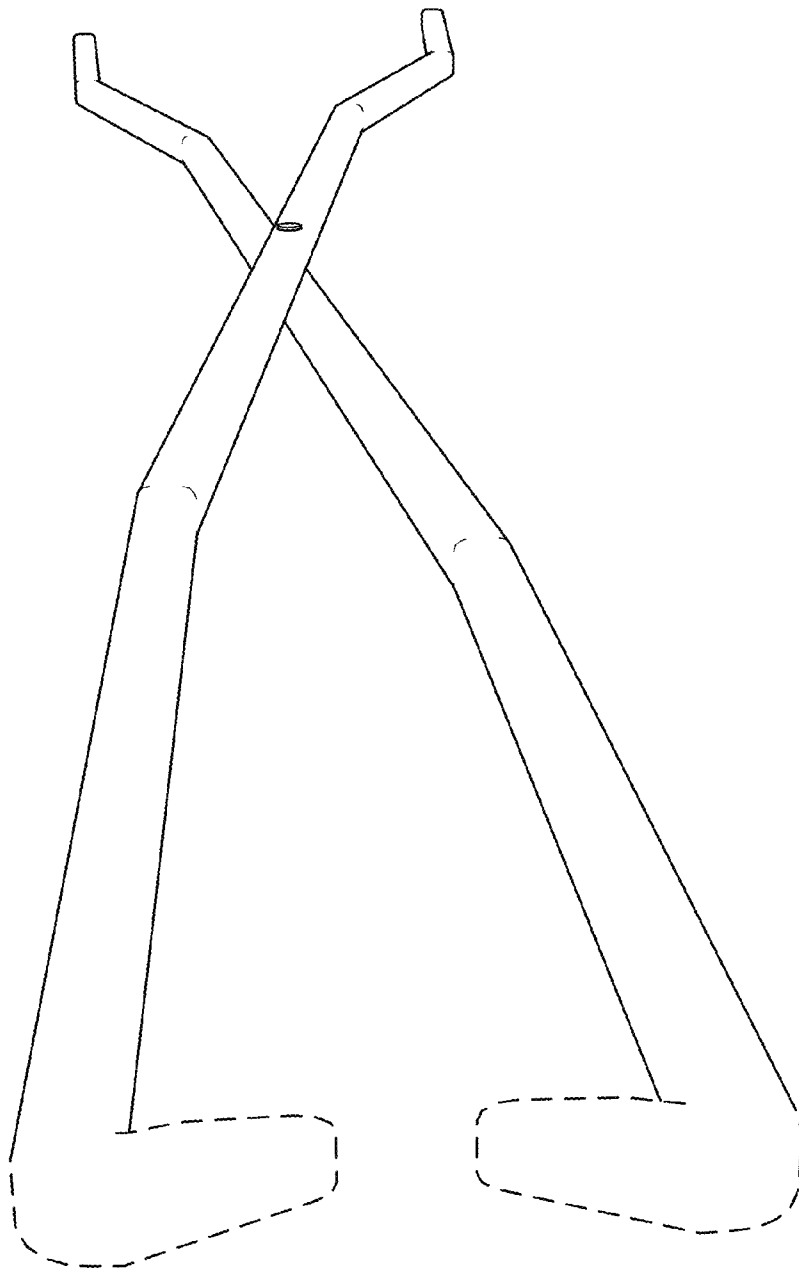


FIG. 2



FIG. 3

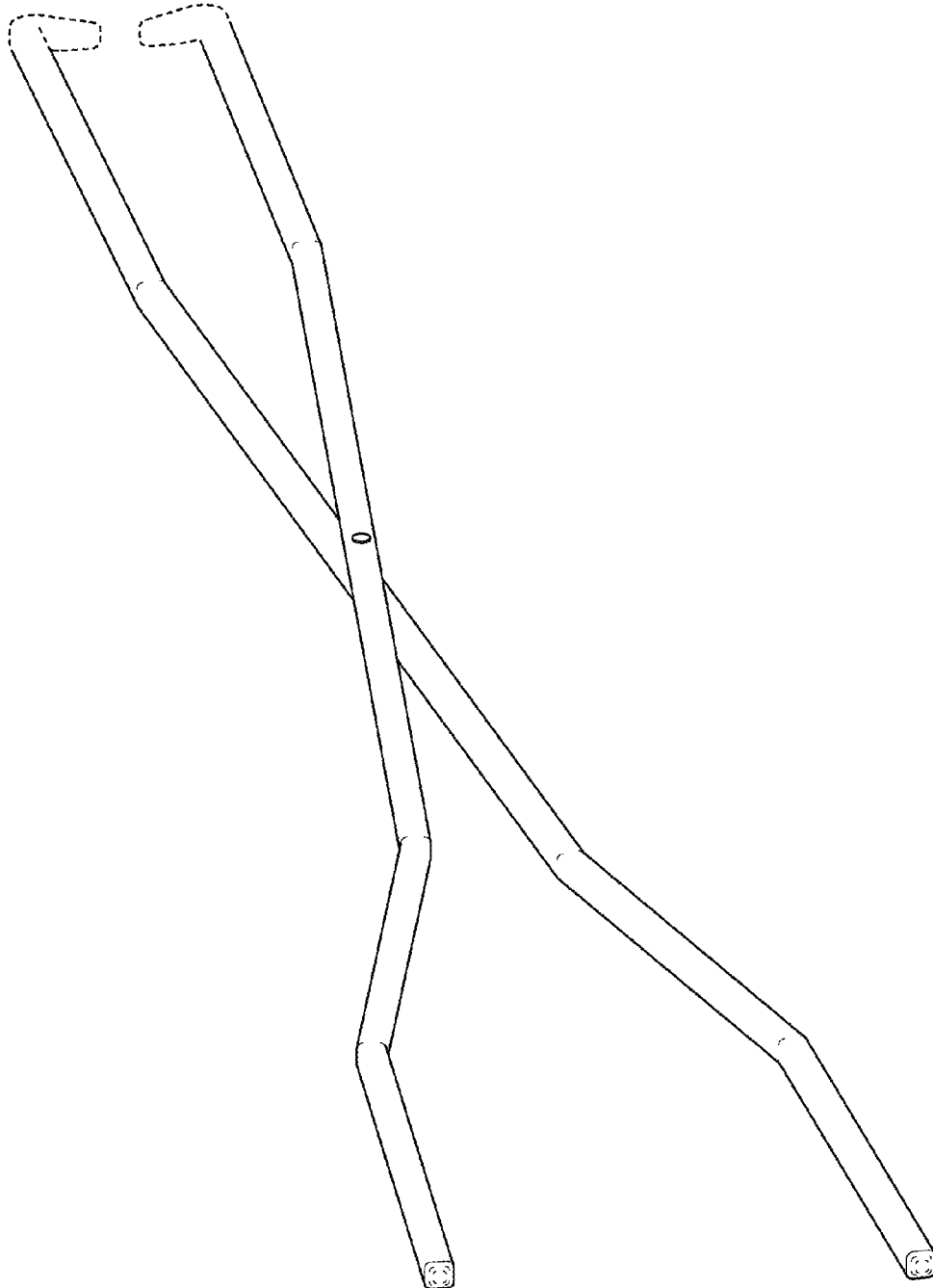


FIG. 4

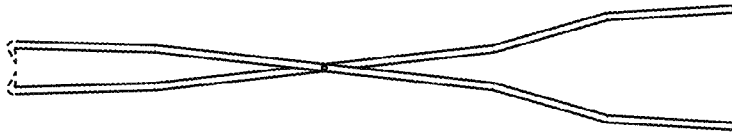


FIG. 5

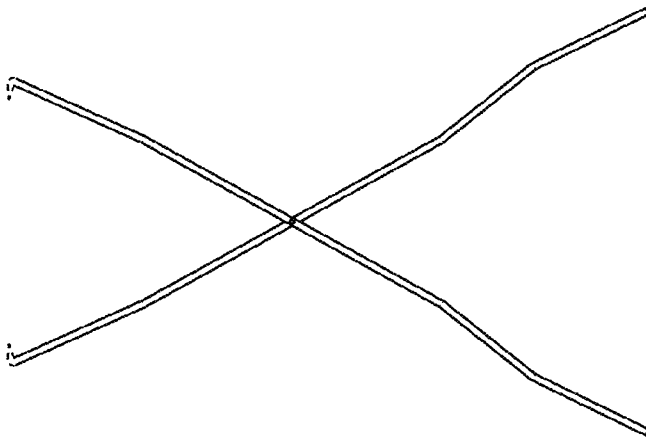


FIG. 6

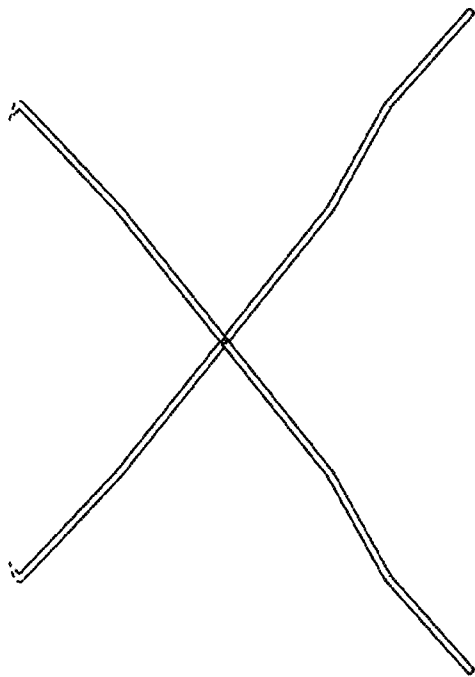


FIG. 7