

[54] COMBINED ELECTRICAL TERMINAL CASING AND INTEGRAL FASTENING LUG THEREOF

[76] Inventor: Frank D. Froh, 33635 Coachman La., Solon, Ohio 44139

[**] Term: 14 Years

[21] Appl. No.: 163,824

[22] Filed: Jun. 27, 1980

[51] Int. Cl. D13-03

[52] U.S. Cl. D13/24

[58] Field of Search D13/13, 24; 339/125, 339/194 N, 242; 174/52 R, 50 R, 65; 220/3.2, 3.3, 3.8, 3.9

[56] References Cited

U.S. PATENT DOCUMENTS

249,840 11/1881 Jacques 174/65 R
570,167 10/1896 Greenfield 220/3.2

1,953,891 4/1934 Andrew D13/24 X

FOREIGN PATENT DOCUMENTS

56804 8/1944 Netherlands 174/50

Primary Examiner—Susan J. Lucas
Attorney, Agent, or Firm—Vytas R. Matas

[57] CLAIM

The ornamental design for a combined electrical terminal casing and integral fastening lug thereof, as shown and described.

DESCRIPTION


FIG. 1 is a rear perspective view of a combined electrical terminal casing and integral lug showing minute design.

FIG. 2 is a front view thereof on a reduced scale.

FIG. 3 is a side view thereof on a reduced scale, the opposite side being identical.

FIG. 4 is a top view thereof on a reduced scale.

FIG. 5 is a bottom view thereof on a reduced scale.



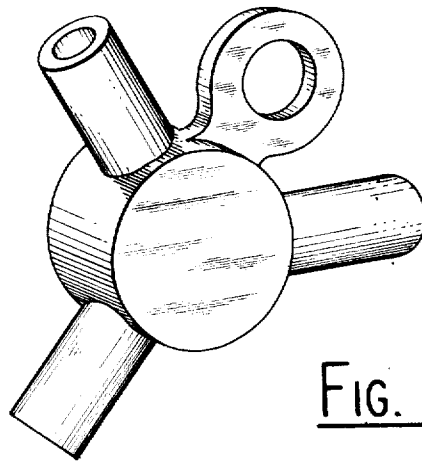
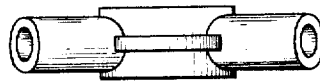



FIG. 1



TOP VIEW

FIG. 4



FRONT VIEW

FIG. 2



SIDE VIEW

FIG. 3



BOTTOM VIEW

FIG. 5