



US00D930259S

(12) **United States Design Patent**
Miyawaki et al.

(10) **Patent No.:** **US D930,259 S**

(45) **Date of Patent:** **** Sep. 7, 2021**

(54) **PET KENNEL**

FOREIGN PATENT DOCUMENTS

(71) Applicant: **IRIS OHYAMA INC.**, Sendai (JP)

CN	304590495	*	4/2018
KR	199980 S		8/1997
KR	30-0370912 S		1/2005

(72) Inventors: **Masayuki Miyawaki**, Kakuda (JP);
Susumu Kobayashi, Kakuda (JP);
Masahiro Yoshida, Kakuda (JP)

OTHER PUBLICATIONS

(73) Assignee: **IRIS OHYAMA INC.**, Sendai (JP)

An Office Action; "Notice of Allowance", issued by the Japanese Patent Office dated Nov. 28, 2017, which corresponds to Japanese Design Application No. 2017-015757; with English language Concise Explanation.

(**) Term: **15 Years**

Pet Product News, No. 5, vol. 64, p. 37 (Japan Patent Office Design Patent Department, publicly known reference No. HB22004713).
Pet Smart, Inc., Publications on website (Japan Patent Office Design Patent Department, publicly known reference No. HJ23061470).

(21) Appl. No.: **29/631,132**

(22) Filed: **Dec. 27, 2017**

* cited by examiner

(30) **Foreign Application Priority Data**

Jul. 21, 2017 (JP) 2017-015757

Primary Examiner — Aula Soroush

(51) **LOC (13) Cl.** **30-02**

(74) *Attorney, Agent, or Firm* — Studebaker & Brackett PC

(52) **U.S. Cl.**
USPC **D30/108**

(57) **CLAIM**

(58) **Field of Classification Search**
USPC D30/108–120, 158, 160; D6/601, 349,
D6/595–597, 604, 382
CPC A01K 1/00; A01K 1/0272; A01K 1/0353;
A01K 1/035; A01K 1/0017; A01K
1/0245; A01K 1/0035; A01K 1/0151;
A47C 21/02

The ornamental design for a pet kennel, as shown and described.

See application file for complete search history.

DESCRIPTION

(56) **References Cited**

U.S. PATENT DOCUMENTS

D321,068 S *	10/1991	Shantz	D30/108
D705,496 S *	5/2014	Veness	D30/108
D705,995 S *	5/2014	Veness	D30/108
D808,596 S *	1/2018	Veness	D30/108
D823,552 S *	7/2018	O'Hara	D30/108

FIG. 1 is a front, top and right-side perspective view of pet kennel showing our new design;
FIG. 2 is a front elevation view thereof;
FIG. 3 is a rear elevation view thereof;
FIG. 4 is a top plan view thereof;
FIG. 5 is a bottom plan view thereof;
FIG. 6 is a right-side elevation view thereof;
FIG. 7 is a left-side elevation view thereof; and,
FIG. 8 is a cross-sectional view taken along line 8-8 in FIG. 2.

The broken lines illustrate portions of the pet kennel and form no part of the claimed design.

1 Claim, 8 Drawing Sheets

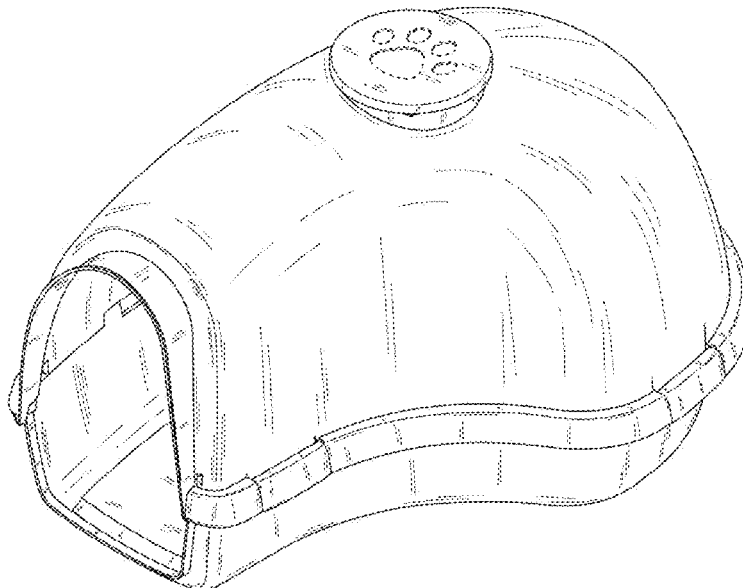


FIG. 1

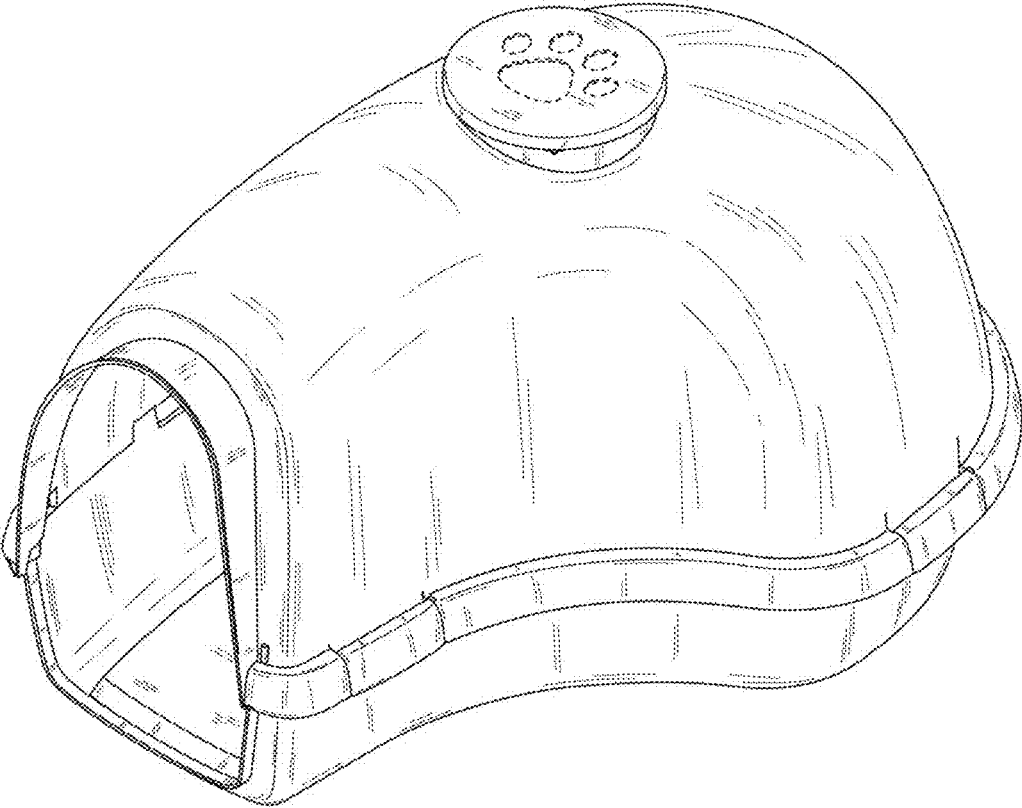


FIG. 2

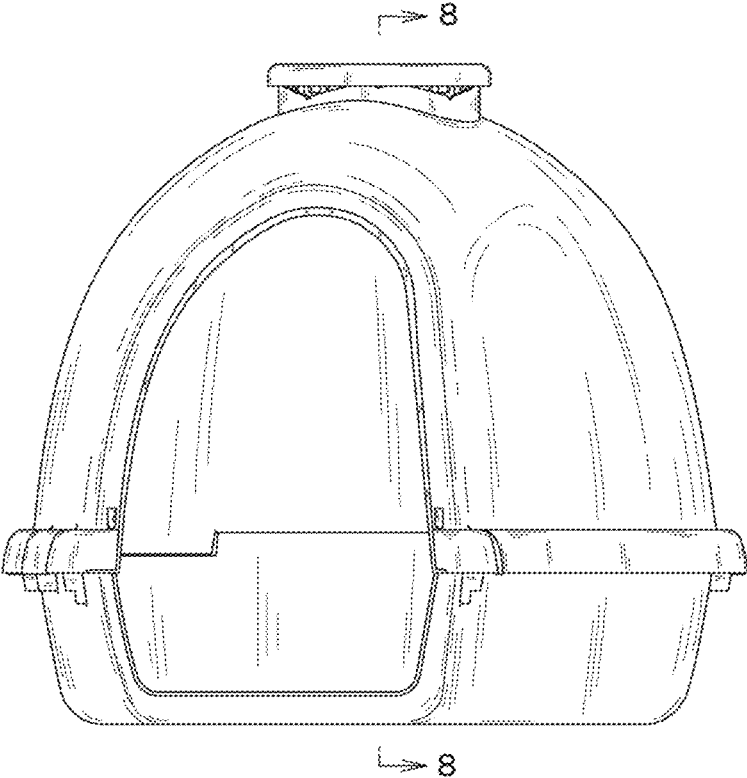


FIG.3

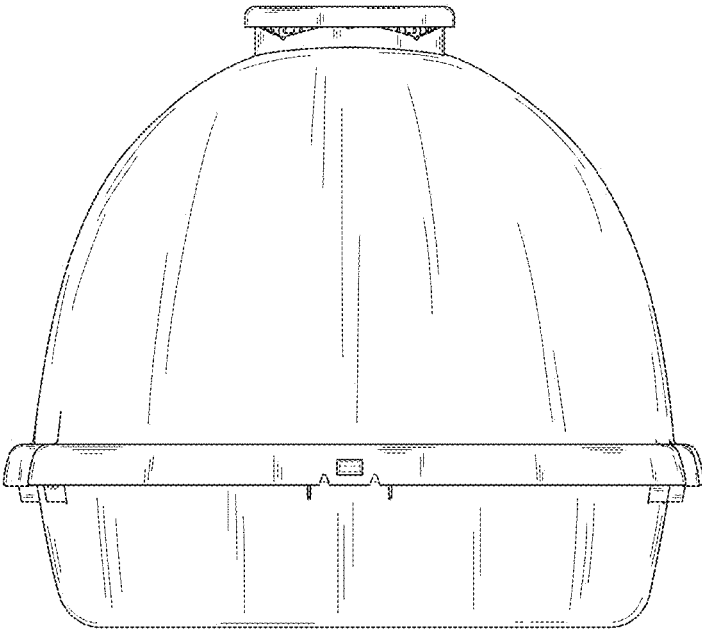


FIG. 4

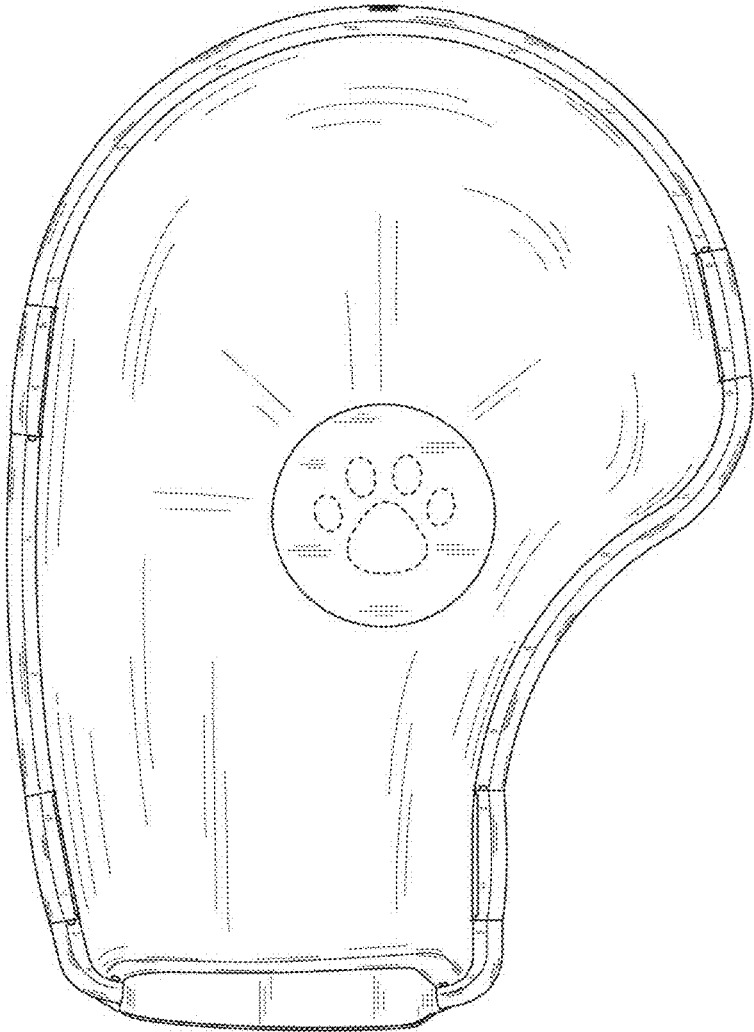


FIG.5

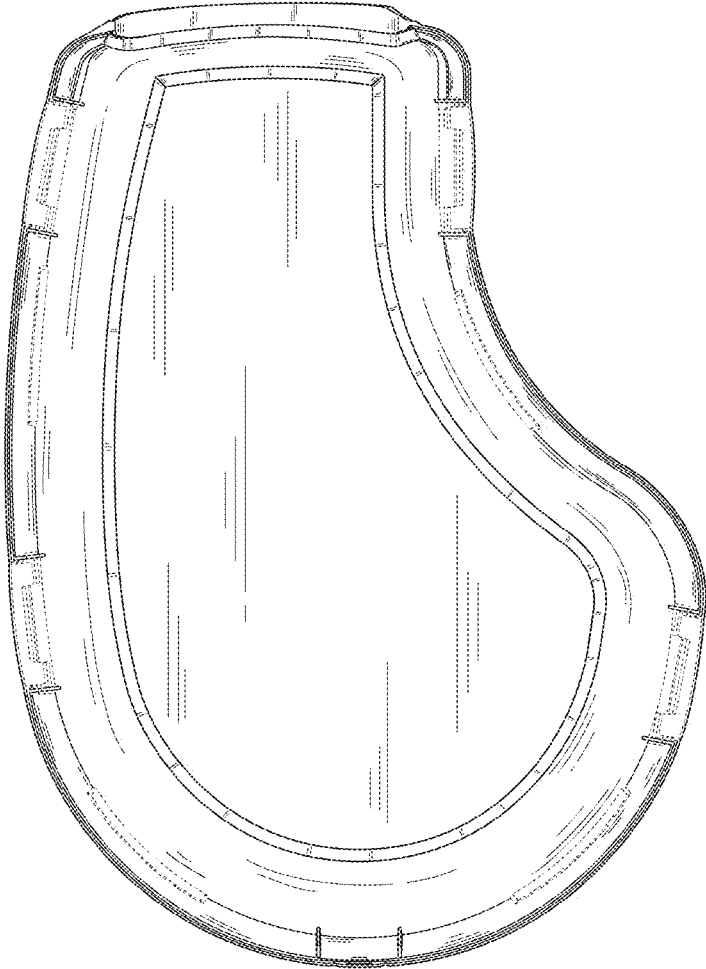


FIG. 6

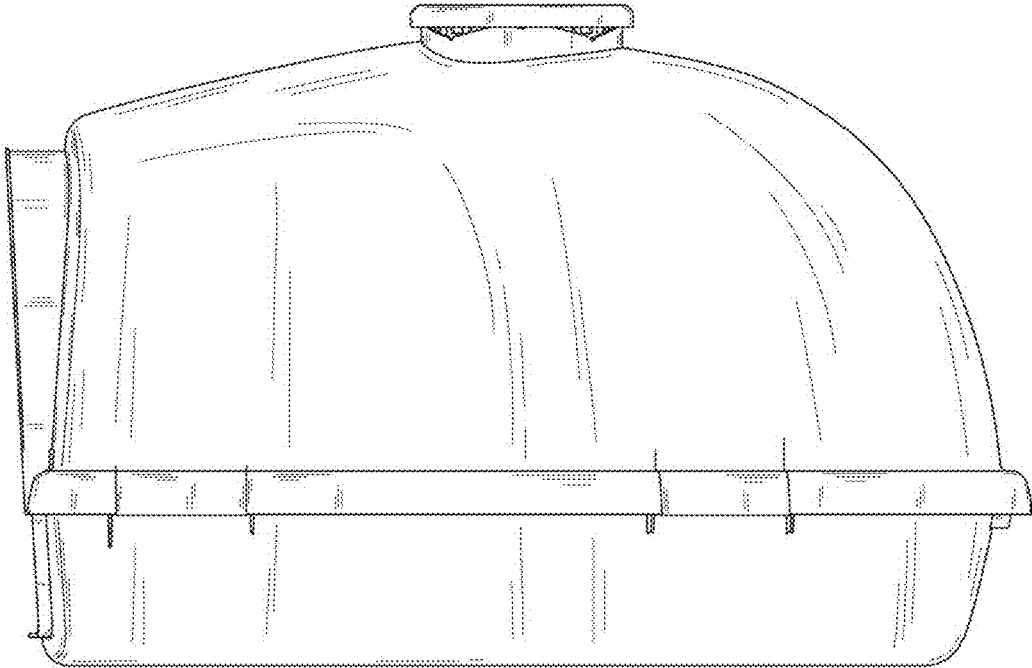


FIG. 7

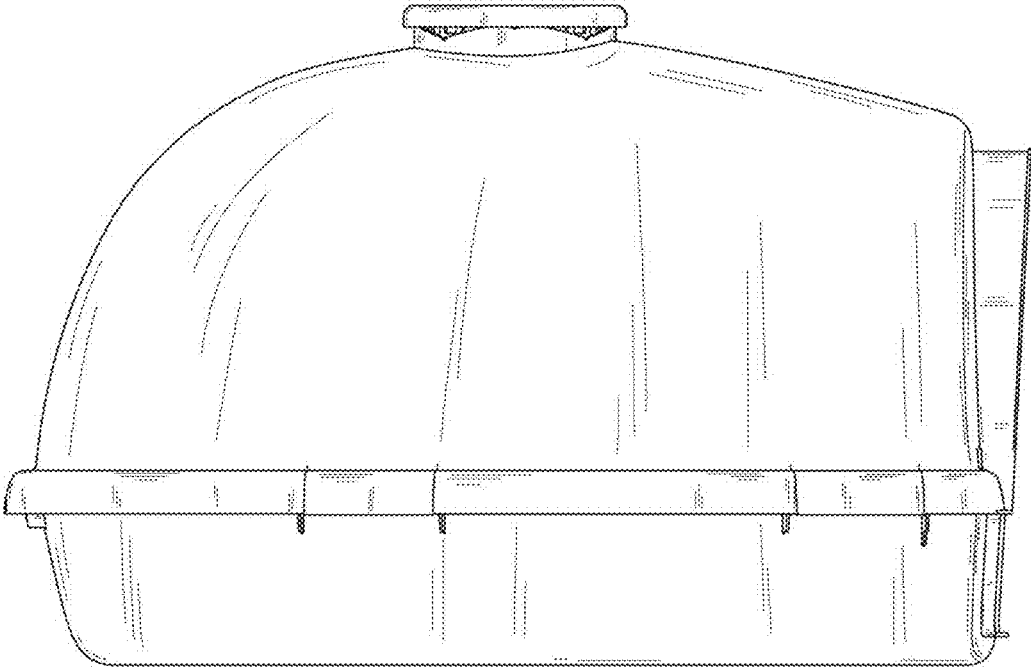


FIG. 8

