



US00D504611S

(12) **United States Design Patent** (10) **Patent No.:** **US D504,611 S**
Bakic (45) **Date of Patent:** **** May 3, 2005**

- (54) **OVAL FLIPTOP FOR A BOTTLE** D414,697 S * 10/1999 Sayers D9/448
- (75) Inventor: **Dieter Bakic**, Munich (DE) D432,921 S 10/2000 Gobe
- (73) Assignee: **DB Design GmbH** (DE) D436,039 S * 1/2001 Moretti D9/448
- (**) Term: **14 Years** D436,040 S 1/2001 Warner et al.
- (21) Appl. No.: **29/211,511** D444,387 S 7/2001 Adachi et al.
- (22) Filed: **Aug. 17, 2004** D457,429 S * 5/2002 Walters D9/448
- D459,996 S 7/2002 Kuzma et al.
- D475,281 S 6/2003 Cummings
- D475,929 S 6/2003 Bakic
- D479,470 S 9/2003 Braaten et al.
- D486,400 S 2/2004 Bakic
- D489,613 S * 5/2004 Campbell et al. D9/447
- D492,597 S * 7/2004 Norris et al. D9/446 X

Related U.S. Application Data

(62) Division of application No. 29/192,050, filed on Oct. 17, 2003, now Pat. No. Des. 495,957.

(30) **Foreign Application Priority Data**

Apr. 17, 2003 (WO) DM/063 711

- (51) **LOC (7) Cl.** **09-07**
- (52) **U.S. Cl.** **D9/446**
- (58) **Field of Search** D9/510-514, 521,
D9/529, 530, 537-545, 549, 558, 560, 574,
338, 300, 446-449; 215/382-384, 396,
398, 400; 220/660, 669, 675; 222/210,
212-213

(56) **References Cited**

U.S. PATENT DOCUMENTS

- D182,444 S * 4/1958 Sinclair D9/449
- 4,742,928 A * 5/1988 Braun 215/235
- D376,320 S 12/1996 Lathrop et al.
- D398,232 S 9/1998 Bakic
- D405,700 S 2/1999 Chae
- D414,696 S 10/1999 Sayers

* cited by examiner

Primary Examiner—Carol Rademaker

(74) *Attorney, Agent, or Firm*—Cantor Colburn LLP

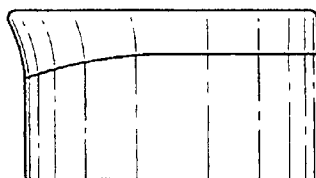
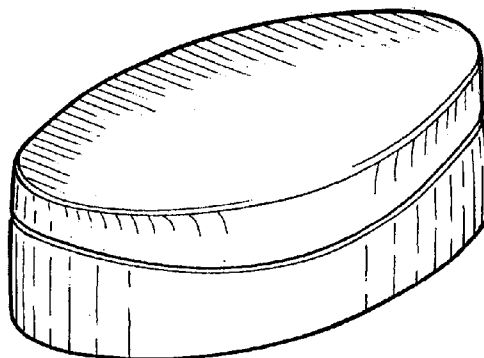
(57) **CLAIM**

The ornamental design for an oval fliptop for a bottle, as shown and described.

DESCRIPTION

FIG. 1 is a front perspective view of an oval fliptop for a bottle, showing my new design;
 FIG. 2 is a top view thereof;
 FIG. 3 is a front view thereof;
 FIG. 4 is a right side view thereof, the left side being a mirror image;
 FIG. 5 is a bottom view thereof; and,
 FIG. 6 is a back view thereof.
 The broken lines shown in FIG. 5 are for illustrative purposes only and form no part of the claimed design.

1 Claim, 2 Drawing Sheets



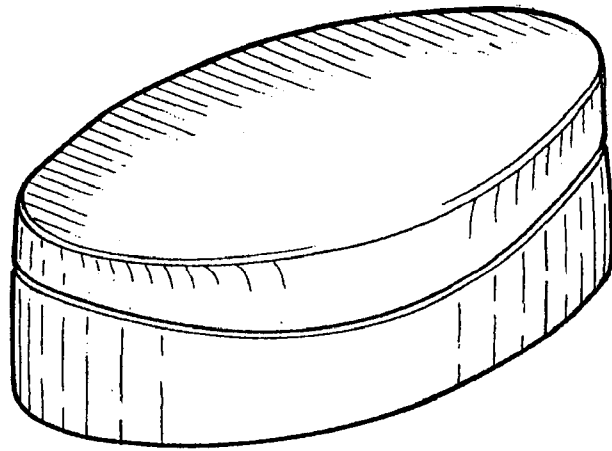


Fig. 1

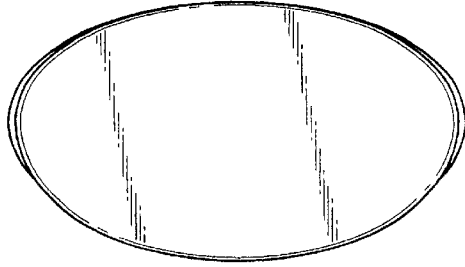


Fig. 2

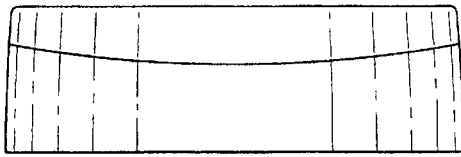


Fig. 3

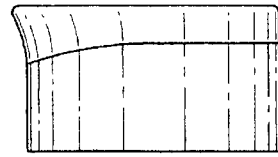


Fig. 4

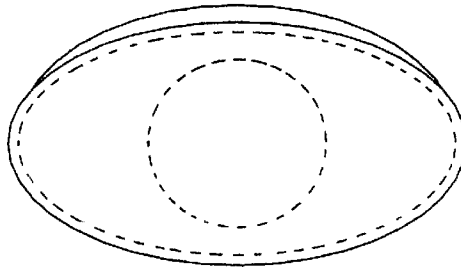


Fig. 5

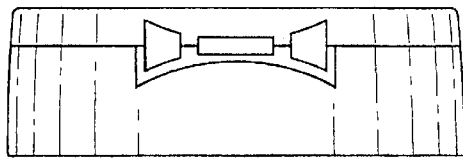


Fig. 6