

United States Patent [19]

Yukimoto et al.

[11] Patent Number: **Des. 321,013**

[45] Date of Patent: **** Oct. 22, 1991**

[54] **COIN SELECTOR FOR AN AUTOMATIC VENDOR**

[75] Inventors: **Koji Yukimoto, Sakado; Mitsugu Mikami, Kawagoe; Yukio Ito, Niiza; Kenji Nishiumi, Sakado, all of Japan**

[73] Assignee: **Kabushiki Kaisha Nippon Conlux, Japan**

[**] Term: **14 Years**

[21] Appl. No.: **289,578**

[22] Filed: **Dec. 23, 1988**

[30] **Foreign Application Priority Data**

Oct. 29, 1988 [JP] Japan 63-42574
[52] U.S. Cl. **D20/9**
[58] Field of Search D20/9; 453/5, 6, 8, 453/61, 9; 194/345

[56] **References Cited**
U.S. PATENT DOCUMENTS

D. 292,008 9/1987 Kobayashi et al. D20/9
3,844,297 10/1974 Lautzenhiser 453/9
4,576,275 3/1986 Kobayashi et al. 194/336

Primary Examiner—A. Hugo Word
Assistant Examiner—Paula Allen
Attorney, Agent, or Firm—Bruce L. Adams; Van C. Wilks

[57] **CLAIM**

The ornamental design for a coin selector for an automatic vendor, as shown and described.

DESCRIPTION

FIG. 1 is a front right perspective view of a coin selector for an automatic vendor showing our new design; FIG. 2 is a front elevational view thereof; FIG. 3 is a top plan view thereof; FIG. 4 is a bottom plan view thereof; FIG. 5 is a rear elevational view thereof; FIG. 6 is a left side elevational view thereof; and FIG. 7 is a right side elevational view thereof.

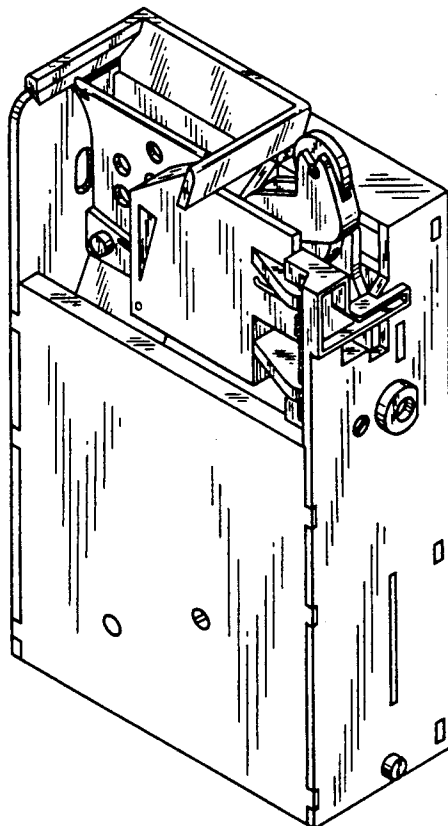


FIG. 1

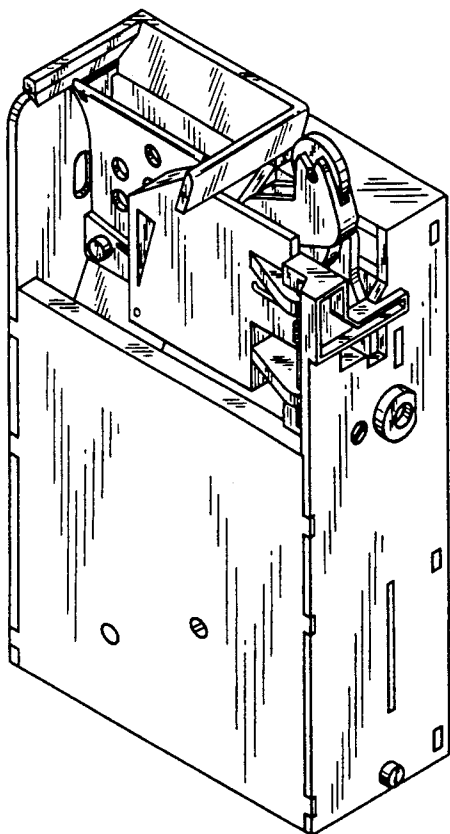


FIG. 2

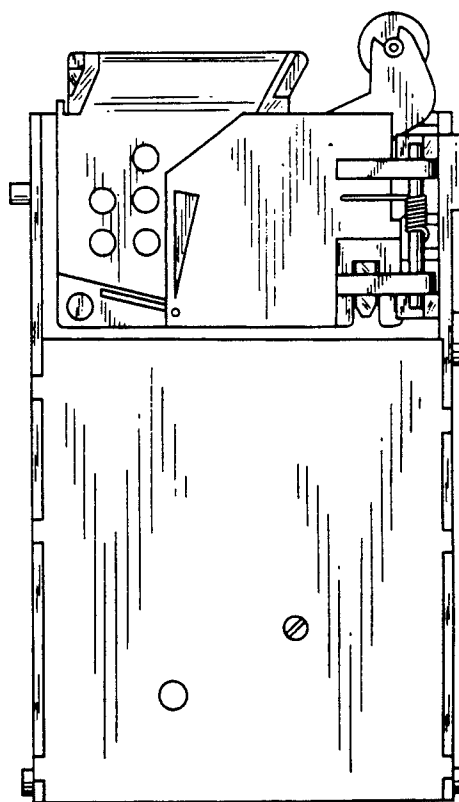


FIG. 3




FIG. 4

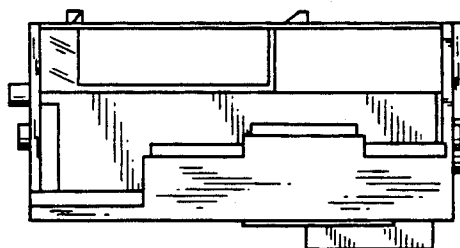


FIG. 5

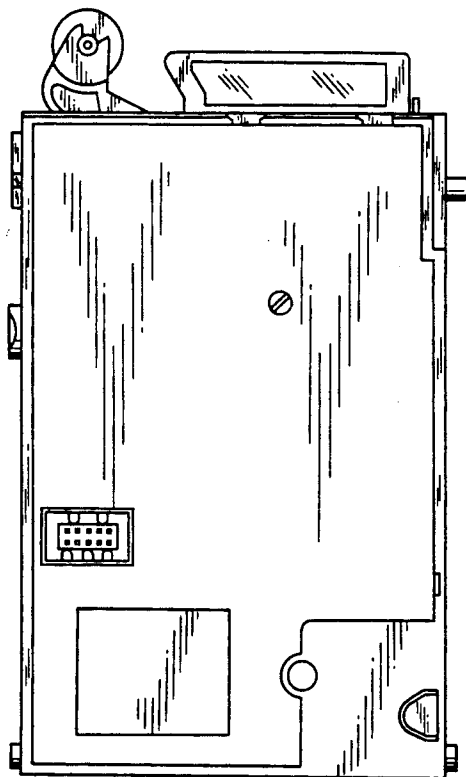


FIG. 6

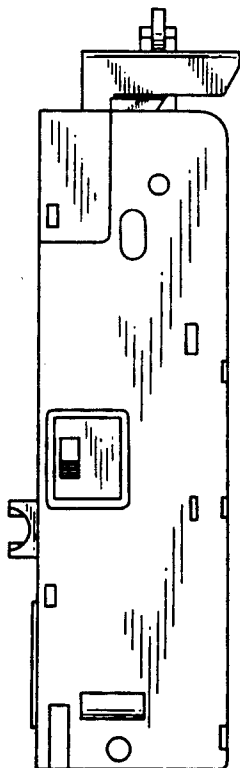


FIG. 7

