March 15, 1932. R. E. CHESEBRO 1,849,418

HUNTER'S MITTEN

Filed Nov. 29, 1930

Fig. 1.

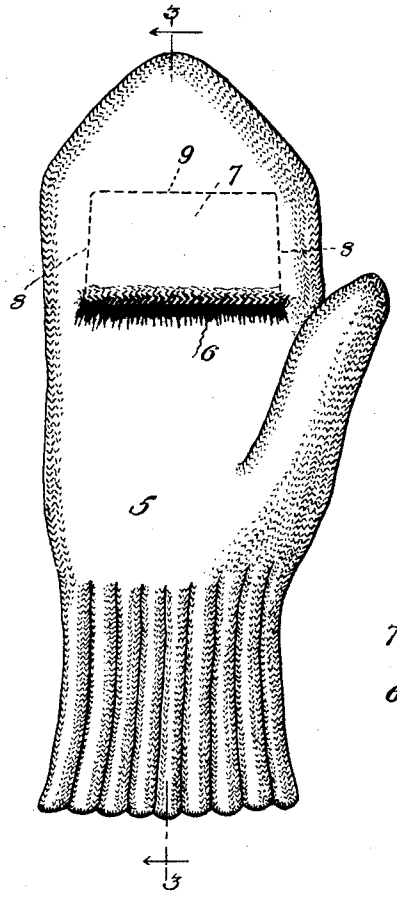

Fig. 2.

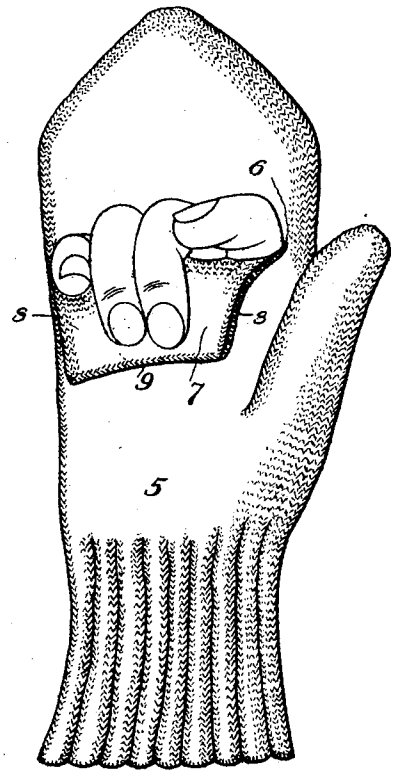

Fig. 3.

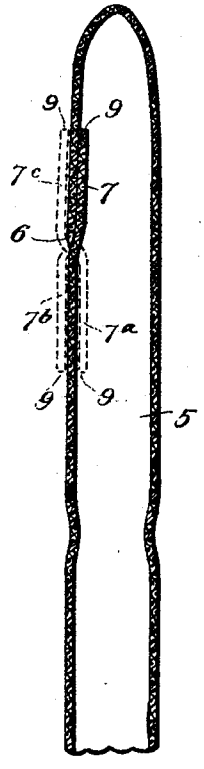

Witness

C. C. Hunt.

Inventor

R. E. Chesebro.

By A. B. Williamson & Co

Attorneys.

Patented Mar. 15, 1932 1,849,418

UNITED STATES PATENT OFFICE

ROBERT E. CHESEBRO, OF SHEBOYGAN, WISCONSIN

HUNTER'S MITTEN

Application filed November 29, 1930. Serial No. 499,082.

The invention aims to provide a new and improved mitten designed primarily for hunter's use and provided with a slot through which the fingers may be inserted, allowing the wearer to have perfect control of gun or rod without removing the mitten, a novel flap being provided for closing the slot when desired, said flap being elongated in a front-to-rear direction and being adapted to extend either forwardly or rearwardly at either the interior or the exterior of the mitten.

Either the right or the left, or both mittens may be constructed in accordance with the invention and for illustrative purposes, a mitten for the right hand is shown in the accompanying drawings.

Fig. 1 is a palm elevation, the flap being at the interior of the mitten.

Fig. 2 is a view similar to Fig. 1 but showing the flap folded rearwardly at the exterior of the mitten and illustrating the manner in which the fingers may project unhampered through the slot.

Fig. 3 is a longitudinal sectional view on line 3—3 of Fig. 1, showing one position of the flap in full lines and its other three positions in dotted lines.

A knitted mitten 5 is shown, although the improvement may be embodied in mittens of other structure. Moreover, while I will describe and claim the improvement in connection with a mitten only, I wish it understood that by such language, I intend also to protect the same novel construction if used with a hand covering having fingers.

The mitten 5 is formed with a transverse slot 6 substantially at the juncture of its palm and finger covering portions, said slot being of a length to allow all four fingers to project therethrough, as shown in Fig. 2. Integral with the rear edge of the slot 6, and extending throughout the length of this slot, is a preferably rectangular flap 7. This flap is elongated in a front-to-rear direction and is provided with free longitudinal and end edges 8 and 9 respectively. Hence, the flap 7 may occupy a position either at the interior or at the exterior of the mitten 9, and in either instance may extend either forwardly or rearwardly. When wearing the mitten for protection against cold only, the flap preferably extends forwardly at the interior of the mitten, as shown in full lines in Fig. 3. If the slot 6 is to be left open, the flap is folded rearwardly within the mitten as indicated by the dotted lines 7^a of Fig. 3. When the flap is used in the position shown in full lines in Fig. 3 and is to be moved to allow projection of the fingers through the slot 6, said flap is preferably pushed outwardly through said slot and folded rearwardly as seen in full lines in Fig. 2 and indicated by the dotted lines 7^b in Fig. 3. After such positioning of the flap and projection of the fingers through the slot, the flap may be simply allowed to fold forwardly as indicated by the dotted lines 7^c, when the fingers are withdrawn into the mitten. When the flap is in the position shown in Fig. 2, it effectively shields the fingers against contact with the cold grip of the gun, but leaves the fingers free for trigger operation. Whether the flap be folded rearwardly at the interior or exterior of the mitten, it may cover the major part of the mitten palm. This is particularly advantageous when the flap is folded rearwardly at the interior of the mitten, for said flap is then instrumental in forming a two-ply palm for said mitten. Regardless of the direction in which the flap is folded, it folds on a straight line along the rear edge of the slot 6 and hence may lie flat against the mitten portion toward which it is folded.

It will be seen from the foregoing that a very simple and inexpensive mitten has been provided, yet one possessing unusual advantages.

I claim:—

A mitten having a transverse slot substan-

tially at the juncture of its palm and finger-covering portions, and a flap integral at its rear end with the rear edge of said slot and extending throughout the length of the latter, said flap being elongated in a front-to-rear direction and having free longitudinal edges, whereby said flap is adapted to fold either forwardly or rearwardly on a straight line and to lie at either the interior or exterior of the mitten, said flap when folded rearwardly covering the major part of said palm portion of the mitten.

In testimony whereof I affix my signature.

ROBERT E. CHESEBRO.