



US00D897297S

(12) **United States Design Patent**  
**Ishii et al.**

(10) **Patent No.:** **US D897,297 S**

(45) **Date of Patent:** **\*\* Sep. 29, 2020**

(54) **CONDUCTIVE STICKER**

(71) Applicant: **3M INNOVATIVE PROPERTIES COMPANY**, St. Paul, MN (US)

(72) Inventors: **Satoshi Ishii**, Kanagawa Pref. (JP); **Yoshimasa Takeda**, Kanagawa Pref. (JP); **Shuichi Kitano**, Kanagawa Pref. (JP); **Osamu Ono**, Yamagata-Pref. (JP); **Ami Inoue**, Tokyo (JP); **Takeshi Kondo**, Aichi (JP); **Tatsuya Nakamura**, Saitama Pref. (JP)

(73) Assignee: **3M INNOVATIVE PROPERTIES COMPANY**, St. Paul, MN (US)

(\*\*) Term: **15 Years**

(21) Appl. No.: **29/656,240**

(22) Filed: **Jul. 11, 2018**

(30) **Foreign Application Priority Data**

Jan. 12, 2018 (JP) ..... 2018-000437

(51) **LOC (12) Cl.** ..... **13-03**

(52) **U.S. Cl.**  
USPC ..... **D13/182**

(58) **Field of Classification Search**

USPC ..... D13/182, 123, 133, 184, 199, 101, 110, D13/154, 173, 121; D18/24; D20/17, D20/22; D19/12; D15/144.1, 144; D12/502, 516, 520, 548, 552, 583; D5/47, 56, 61

CPC ... H01B 1/24; H01B 1/06; H01B 1/04; H01B 1/02; H01B 1/023; H01B 1/14; H01B 1/16; H01B 1/18; H05K 1/0271; H05K 1/0274; H05K 1/00; H05K 1/02; H05K 1/11; H05K 1/0296; H05K 3/30; H05K 3/34; H05K 3/36; H05K 3/40; C08J 5/18; C08J 5/02; C08J 5/12; C08J 5/128; C08J 5/047; G06F

(Continued)

(56) **References Cited**

U.S. PATENT DOCUMENTS

D38,210 S \* 8/1906 French ..... D5/47  
D76,189 S \* 8/1928 Heller ..... D5/49

(Continued)

FOREIGN PATENT DOCUMENTS

JP 2017001592 1/2017  
JP 2017001593 1/2017

(Continued)

*Primary Examiner* — Elizabeth J Oswecki

(74) *Attorney, Agent, or Firm* — Harold C. Knecht, III

(57) **CLAIM**

The ornamental design for a conductive sticker, as shown and described.

**DESCRIPTION**

FIG. 1 is a perspective view of a conductive sticker, showing our new design;

FIG. 2 is a front view thereof;

FIG. 3 is a rear view thereof;

FIG. 4 is a top view thereof;

FIG. 5 is a bottom view thereof;

FIG. 6 is a right view thereof;

FIG. 7 is a left view thereof;

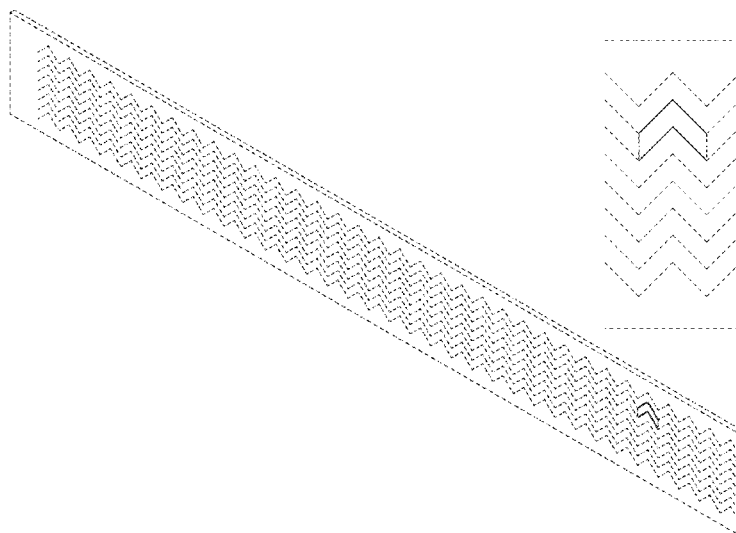
FIG. 8 is an enlarged view of FIG. 6;

FIG. 9 is a cross sectional view taken along line 9-9 of FIG. 2;

FIG. 10 is an enlarged view of portion 10-10 of FIG. 2; and, FIG. 11 is an enlarged view of portion 11-11 of FIG. 3.

The even dashed broken lines shown in the drawings represent portions of the conductive sticker that form no part of the claimed design. The dashed-dot lines adjacent the solid lines and the dash-dot lines showing the arrows represent boundary lines.

**1 Claim, 3 Drawing Sheets**



(58) **Field of Classification Search**  
 CPC ..... 3/041; G06F 3/044; G06F 3/047; H01L  
 31/022491; H01L 29/04; H01L 31/036;  
 B60R 16/06; B62D 37/00; H03K 17/975  
 See application file for complete search history.

(56) **References Cited**

U.S. PATENT DOCUMENTS

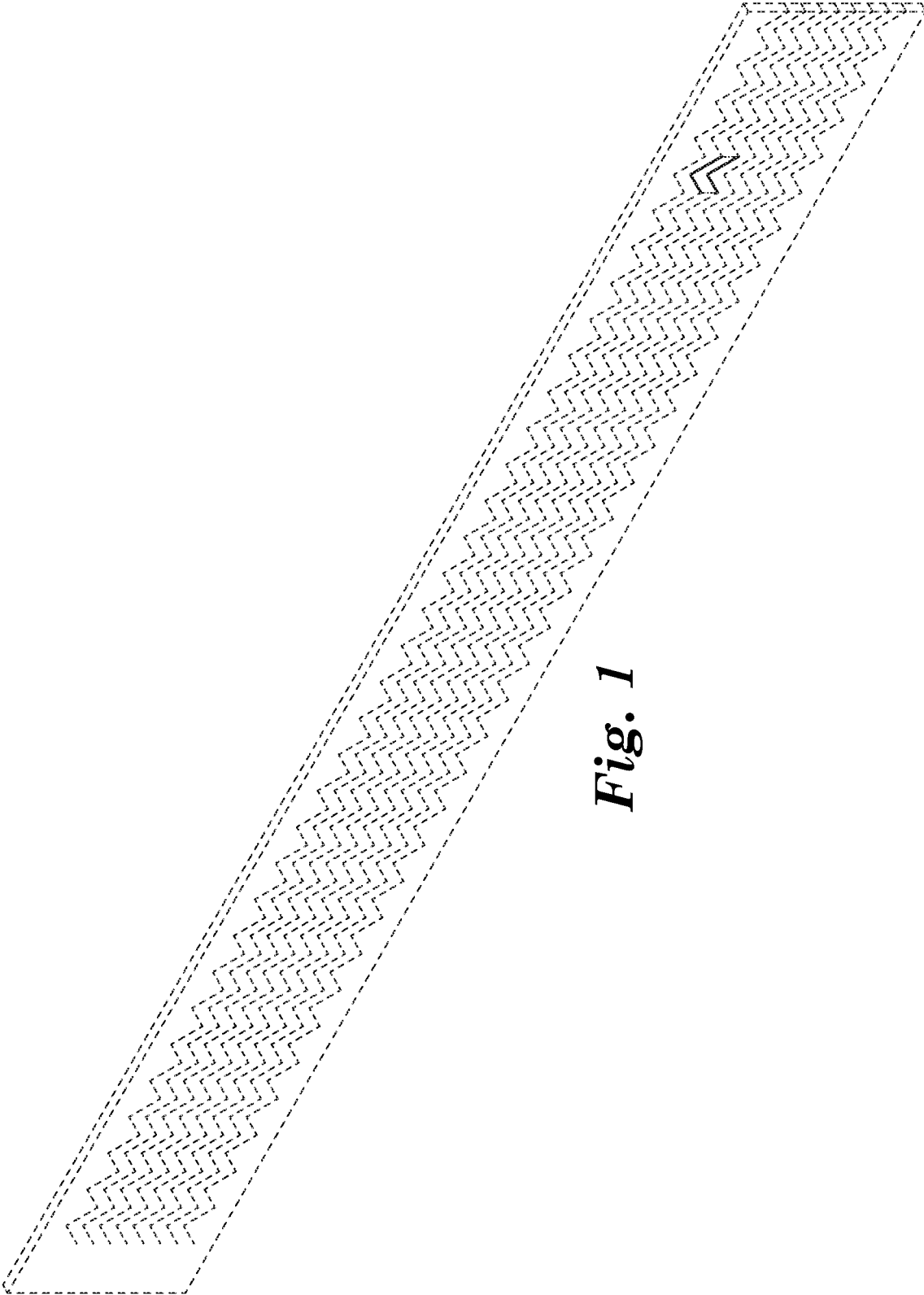
D82,124 S \* 9/1930 Benthuisen ..... D5/56  
 D92,097 S \* 4/1934 Lehner ..... D6/582  
 D102,250 S \* 12/1936 Bowker ..... D5/56  
 D116,387 S \* 8/1939 Sigoda ..... D5/47  
 2,170,147 A \* 8/1939 Lane ..... B65D 73/02  
 206/447  
 D119,351 S \* 3/1940 Tabin ..... D5/56  
 D130,174 S \* 10/1941 Rigney ..... D5/47  
 D130,390 S \* 11/1941 Tips ..... D5/47  
 2,417,497 A \* 3/1947 Hulslander, Sr. .... B65D 73/02  
 206/390  
 D166,635 S \* 4/1952 Portong ..... D5/53  
 D192,769 S \* 5/1962 Reynolds ..... D18/24  
 D203,149 S \* 12/1965 Toothaker ..... D5/53  
 4,113,981 A \* 9/1978 Fujita ..... C09J 201/00  
 174/88 R  
 D279,795 S \* 7/1985 Leray ..... D18/24  
 4,696,764 A \* 9/1987 Yamazaki ..... C09D 5/24  
 106/1.12  
 D312,174 S \* 11/1990 Pancaldi ..... D5/26  
 D317,084 S \* 5/1991 Cerny ..... D5/47  
 5,800,685 A \* 9/1998 Perrault ..... A01N 25/10  
 204/291  
 6,710,261 B2 \* 3/2004 Takebe ..... H05K 3/462  
 174/255  
 D495,748 S \* 9/2004 Leland ..... D20/17  
 D499,887 S \* 12/2004 Wong ..... D5/53  
 6,982,489 B2 \* 1/2006 Wakiyama ..... H01L 23/3114  
 257/686  
 D516,821 S \* 3/2006 Wu ..... D5/53  
 D543,160 S \* 5/2007 Mitsui ..... D13/182  
 D551,407 S \* 9/2007 Caruso ..... D32/40

7,524,893 B2 \* 4/2009 Terada ..... C08G 59/42  
 252/512  
 D606,093 S \* 12/2009 Danton ..... D14/489  
 D611,255 S \* 3/2010 Ko ..... D5/52  
 D613,690 S \* 4/2010 Kuriki ..... D13/133  
 D615,927 S \* 5/2010 Kuriki ..... D13/133  
 D617,263 S \* 6/2010 Pitsolis ..... D12/608  
 D649,900 S \* 12/2011 Landsman ..... A44C 5/0015  
 D11/1  
 D723,214 S \* 2/2015 Wang ..... D26/152  
 D725,466 S \* 3/2015 Giza ..... D20/22  
 D734,916 S \* 7/2015 Turner ..... D2/717  
 D760,074 S \* 6/2016 Giza ..... D9/434  
 D769,324 S \* 10/2016 Inose ..... D14/491  
 9,468,092 B2 \* 10/2016 Sawada ..... B32B 5/02  
 D789,197 S \* 6/2017 Giza ..... D9/434  
 D793,093 S \* 8/2017 Rowbottom ..... D5/7  
 9,734,930 B2 \* 8/2017 Kim ..... H01B 1/24  
 D799,130 S \* 10/2017 Cornelius ..... D32/40  
 D800,479 S \* 10/2017 Wilkinson ..... D6/592  
 D826,872 S \* 8/2018 Ishikawa ..... D13/182  
 10,053,588 B2 \* 8/2018 Hatakeyama ..... C08F 212/14  
 D834,547 S \* 11/2018 Ishikawa ..... D13/182  
 D834,791 S \* 12/2018 Wolter ..... D2/860  
 10,176,903 B2 \* 1/2019 Sekitani ..... H01B 1/22  
 10,273,361 B2 \* 4/2019 Choi ..... H01B 1/24  
 10,319,490 B2 \* 6/2019 Sugita ..... C08L 53/025  
 D852,515 S \* 7/2019 Toelke ..... D5/60  
 10,388,422 B2 \* 8/2019 Feng ..... H01B 1/18  
 D863,786 S \* 10/2019 Milenovich ..... D5/56  
 D863,787 S \* 10/2019 Milenovich ..... D5/56  
 D877,809 S \* 3/2020 Zellefrow ..... D20/11  
 2011/0062146 A1 \* 3/2011 Kuriki ..... G06F 3/044  
 219/553  
 2011/0089160 A1 \* 4/2011 Kuriki ..... G06F 3/044  
 219/553

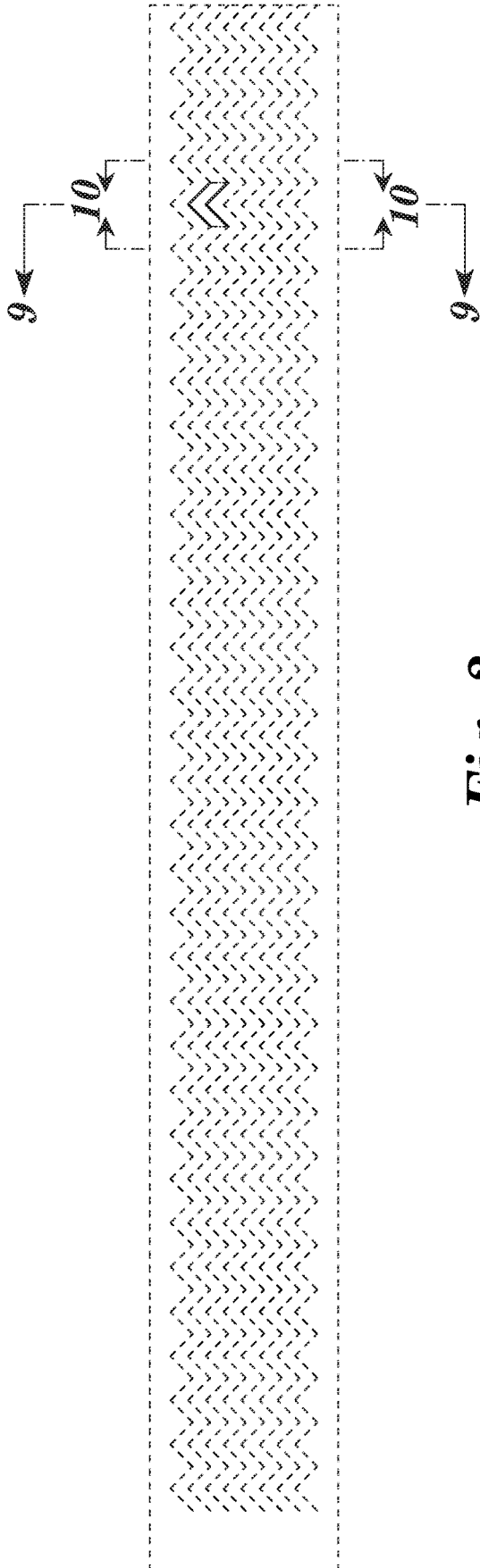
FOREIGN PATENT DOCUMENTS

JP D1592377 12/2017  
 JP D1592378 12/2017  
 WO WO 2015/064195 5/2015


\* cited by examiner



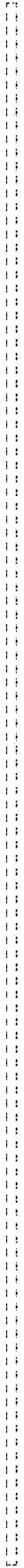
*Fig. 1*



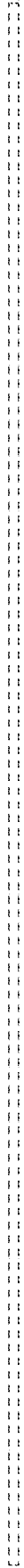
*Fig. 2*



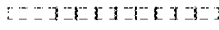
*Fig. 3*



*Fig. 4*



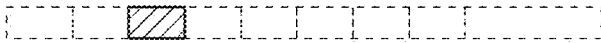
*Fig. 5*




*Fig. 6*



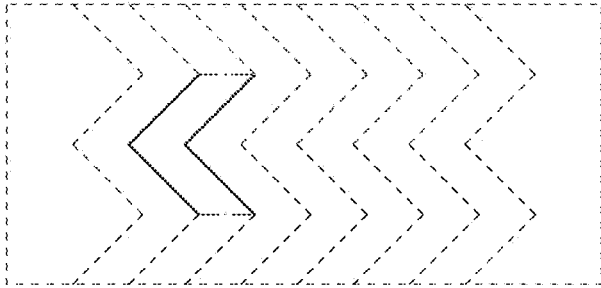
*Fig. 7*



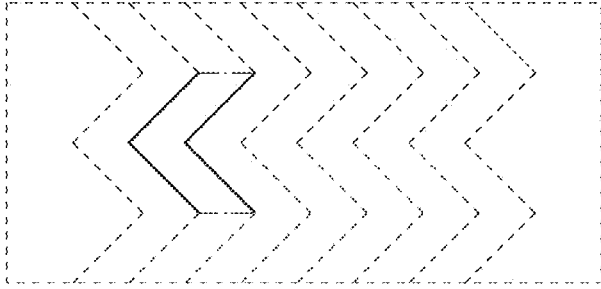
*Fig. 8*



*Fig. 9*



*Fig. 10*



*Fig. 11*