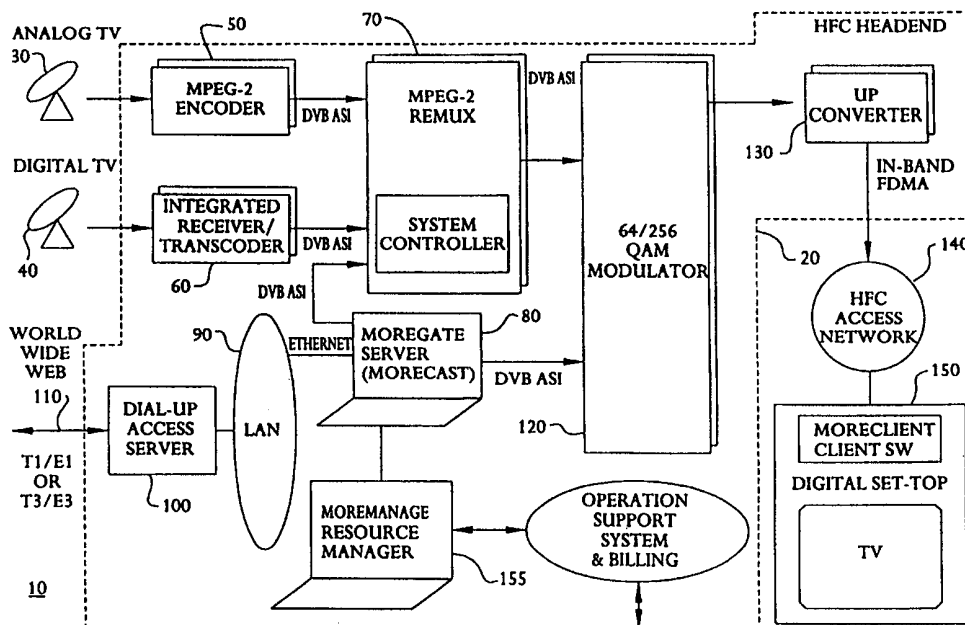




INTERNATIONAL APPLICATION PUBLISHED UNDER THE PATENT COOPERATION TREATY (PCT)

<p>(51) International Patent Classification ⁶ : H04N 7/16</p>	<p>A1</p>	<p>(11) International Publication Number: WO 99/51030</p> <p>(43) International Publication Date: 7 October 1999 (07.10.99)</p>
<p>(21) International Application Number: PCT/US99/07146</p> <p>(22) International Filing Date: 31 March 1999 (31.03.99)</p> <p>(30) Priority Data: 09/053,562 1 April 1998 (01.04.98) US</p> <p>(71) Applicant (for all designated States except US): MORECOM, INC. [US/US]; 2 Walnut Grove, Horsham, PA 19044 (US).</p> <p>(71)(72) Applicants and Inventors: WEIDON, Mao [CN/US]; 203 Salem Court #12, Princeton, NJ 08540 (US). CHEN, David [CN/US]; 78 S. Traymore Avenue, Iveyland, PA 18974 (US).</p> <p>(74) Agent: FIELDS, Scott, J.; Klehr, Harrison, Harvey, Branzburg & Eller, LLP, 1401 Walnut Street, Philadelphia, PA 19102 (US).</p>		<p>(81) Designated States: AU, BA, BB, BG, BR, CA, CN, CU, CZ, EE, GE, HU, ID, IL, IS, JP, KP, KR, LC, LK, LR, LT, LV, MG, MK, MN, MX, NO, NZ, PL, RO, SG, SI, SK, TR, TT, UA, UG, US, UZ, VN, YU, ZW, ARIPO patent (GH, GM, KE, LS, MW, SD, SL, SZ, UG, ZW), Eurasian patent (AM, AZ, BY, KG, KZ, MD, RU, TJ, TM), European patent (AT, BE, CH, CY, DE, DK, ES, FI, FR, GB, GR, IE, IT, LU, MC, NL, PT, SE), OAPI patent (BF, BJ, CF, CG, CI, CM, GA, GN, GW, ML, MR, NE, SN, TD, TG).</p> <p>Published With international search report.</p>

(54) Title: APPARATUS AND METHOD FOR WEB-CASTING OVER DIGITAL BROADCAST TV NETWORK



(57) Abstract

One-way broadcasting systems. The system comprises a headend system architecture (20) adapted to receive data from the Internet and transmit the data through digital TV networks to receivers, a mapping function for mapping Internet data to MPEG streams, a combining function for combining Internet data streams with digital video streams, a broadcast function for broadcasting Web content to users throughout the one-way network; a linking function for linking the Internet data with digital video channels; and a navigation function for navigating broadcast data in the one-way network.

FOR THE PURPOSES OF INFORMATION ONLY

Codes used to identify States party to the PCT on the front pages of pamphlets publishing international applications under the PCT.

AL	Albania	ES	Spain	LS	Lesotho	SI	Slovenia
AM	Armenia	FI	Finland	LT	Lithuania	SK	Slovakia
AT	Austria	FR	France	LU	Luxembourg	SN	Senegal
AU	Australia	GA	Gabon	LV	Latvia	SZ	Swaziland
AZ	Azerbaijan	GB	United Kingdom	MC	Monaco	TD	Chad
BA	Bosnia and Herzegovina	GE	Georgia	MD	Republic of Moldova	TG	Togo
BB	Barbados	GH	Ghana	MG	Madagascar	TJ	Tajikistan
BE	Belgium	GN	Guinea	MK	The former Yugoslav Republic of Macedonia	TM	Turkmenistan
BF	Burkina Faso	GR	Greece			TR	Turkey
BG	Bulgaria	HU	Hungary	ML	Mali	TT	Trinidad and Tobago
BJ	Benin	IE	Ireland	MN	Mongolia	UA	Ukraine
BR	Brazil	IL	Israel	MR	Mauritania	UG	Uganda
BY	Belarus	IS	Iceland	MW	Malawi	US	United States of America
CA	Canada	IT	Italy	MX	Mexico	UZ	Uzbekistan
CF	Central African Republic	JP	Japan	NE	Niger	VN	Viet Nam
CG	Congo	KE	Kenya	NL	Netherlands	YU	Yugoslavia
CH	Switzerland	KG	Kyrgyzstan	NO	Norway	ZW	Zimbabwe
CI	Côte d'Ivoire	KP	Democratic People's Republic of Korea	NZ	New Zealand		
CM	Cameroon		Republic of Korea	PL	Poland		
CN	China	KR	Republic of Korea	PT	Portugal		
CU	Cuba	KZ	Kazakstan	RO	Romania		
CZ	Czech Republic	LC	Saint Lucia	RU	Russian Federation		
DE	Germany	LI	Liechtenstein	SD	Sudan		
DK	Denmark	LK	Sri Lanka	SE	Sweden		
EE	Estonia	LR	Liberia	SG	Singapore		

**APPARATUS AND METHOD FOR WEB-CASTING
OVER DIGITAL BROADCAST TV NETWORK**

Field of the Invention

This invention relates generally to World Wide Web ("WWW") based broadcast data system. More particularly, this invention relates to systems and services for providing one-way Internet data delivery over digital broadcast TV network.

Background of the Invention

In the next few years, digital television will become the overriding standard for broadcasting television and cable signals in the United States. This will require that all consumer households purchase new digital televisions or digital to analog converter systems which will allow the old fashioned analog televisions to convert the incoming digital signals to analog signals for viewing. Since cable signals are the ubiquitous providers of most television content today, consumer's will also have to purchase or otherwise be provided with digital set top boxes which will be placed in the consumers home and hooked up to the digital television. The digital set top box will be adapted to receive the incoming digital signals from the local or regional cable headend and convert or descramble them into

signals carrying the desired content for broadcast by the digital television. The digital set top boxes will be built according to particular standards promulgated by the government and standards committees, and will have varying degrees of computing
5 power.

The internet or WWW has also become a ubiquitous part of our lives in the last part of the twentieth century. One of the downsides of the internet today is that in order to have access to it, one must own a fairly expensive personal computer. Even
10 though personal computers have reduced greatly in price today, many individuals have no desire to purchase one and learn its intricacies in order to have access to the WWW. Additionally, providing real time access to complicated video content is not possible with current personal computers since the transport
15 media and modems which must bring internet signals to personal computers are not fast enough and do not have enough bandwidth to make this possible.

Some prior art systems have attempted to transport internet signals to current analog television systems by placing
20 a limited, customized server at the consumer's premises and hooking up the server to the consumer's analog television. This server is much less expensive a than personal computer, and concomitantly much less powerful. The same problems of speed and

bandwidth still exist, and these servers will not interface with digital televisions without the use of the digital set top box described above and which is on the near horizon.

5 However with the advent of digital television and the build out of the hybrid fiber-coax infrastructure rapidly occurring in many communities throughout the United States today, it will soon be possible to provide enough bandwidth to meaningfully provide high content video signals to a device which will be able to handle digital signals with massive content therein. What
10 remains to make transport of the signals practical is the speed of delivery, which if digital, could be accomplished by cable modems and the like.

There is therefore a long felt need in the art for systems, methods and software which can integrate internet services with
15 the coming digital television regime which will take the content-rich digital signals from cable networks. It will be greatly desired to provide access to the WWW through the internet and broadcast the internet on digital televisions of the future. Additionally, there will be a strong need for seamless
20 integration of internet services and digital television signals so that the consumer of both can easily access the internet and watch the desired content without interruption. These needs have not heretofore been fulfilled in the art.

Summary of the Invention

The aforementioned long felt needs are met and problems solved by one way broadcast systems provided in accordance with the present invention. The systems preferably comprise a headend
5 cable system adapted to receive MPEG data, analog signals and signals from the internet. Even more preferably the systems comprise means for converting the analog signals to MPEG signals and means for combining the MPEG data and converted MPEG signals. Still more preferably, the systems comprise means for
10 transporting the combined signals to a digital signal.

Broadcast systems provided in accordance with the invention also accommodate the above described long felt needs. The broadcast systems preferably comprise means for combining
internet data streams and video data streams, means for
15 transporting the combined data streams to a digital television, and means for integrating and converting the transported data streams for use by the digital television.

Still more preferably, methods of one way broadcasting accommodate these long felt needs. They preferably comprise the
20 steps of combining internet data streams and video data streams, transporting the combined data streams to a digital television, and integrating and converting the transported data streams for use by the digital television.

The systems and methods provided in accordance with the present invention thus provide seamless integration of internet services and the coming digital television signals. The systems provide functionality in the headends of cable systems to
5 multiplex MPEG video signals and internet signals into MPEG channels which can be customized for each consumer's particular use and demands. One way interactivity is provided and customized software at the local digital set top boxes allows the system to be versatile and economical. Such results have not
10 heretofore been achieved in the art.

The MoreCast service is a one-way Webcasting service that is carried using digital TV transport streams. MoreCastSM provides Webcasting service to the digital set-top box in a one way digital broadcast TV network such as Hybrid Fiber Coax (HFC)
15 or DBS (Direct Broadcast Satellite) network or any other broadcast network. The service can generate additional revenue streams for network operators or content providers in majority of the one way digital video service coverage areas. By utilizing the high speed broadband network bandwidth, MoreCastSM can
20 provide broadcast news, sports, local weather, and stock quote information from the World Wide Web to TV viewers at home. The MoreCom system also allows the broadcast web content in context to the digital video program being broadcasted. Consumers can also receive program synchronous Webcasting information for each

segment of the digital video programming. For example, one can access additional Web based information such as a Web page about a TV commercial currently showing on TV. Furthermore, a consumer can access the Webcasting information interactively just like surfing through the Web. In addition, a consumer can access customized Webcasting content to his or her preference such as personal stock quote or favorite sport teams news. In one-way networks, MoreCastSM enables users to have the real time interactive experience at very low cost.

There are three types of MoreCast services:

MoreCast Broadcast Data: These are the HTML data broadcast universally throughout all the digital channels to all the clients associated with a headend. Examples include: Electronic Program Guide (EPG), MoreCom Home navigation page, general community information, breaking news, local weather information, local school information, etc. It is usually required that these information are on the broadcast data carousel for all the physical channels so that the user can always access these HTML data and watch any TV channel at the same time. **MoreCast**

Simulcast Data: HTML based Webcasting contents are associated with each digital broadcast TV channels. For each MPEG-2 program with a multiple program transport stream, there is a data carousel that carries HTML data coming from specific Web site for different type of services. The carousel is synchronous with the

digital broadcast program contents. Examples include: programming provider's key Web pages, advertisement related to the program, news related to the program, etc. The simulcast data is available all the clients who are tuning to the TV program segment with which the data is associated. **MoreCast Personalized Data:** HTML based Webcasting contents are customized based on each user's individual profile and viewing time. Statistically, many users may want to access a different subset of the real time information during specific viewing period. This information is also associated with each MPEG TV program but may not be synchronized with TV content. It should be available all the time from the data carousel upon each user's demand.

The MoreCom system contains server products and client products. In a one way HFC network, or satellite based delivery system, one way Webcasting service can be enabled through MoreCom server at local headend or satellite distribution center. The Web based content can be multicasted in conjunction with digital video over the satellite or through local headend to provide personalized Internet based contents on MoreCom client's TV set. (MoreCast).

Those with skill in the art will better understand the invention by reading the following detailed description of the invention in conjunction with the drawings which are first described briefly below.

Brief Description of the Drawings

Figure 1 is a block diagram of a MoreCast over one way digital broadcast TV network.

Figure 2 is a block diagram of the server and client architecture for MoreCast services.

Figure 3 is a flow diagram of the navigation layers of the present invention.

Figure 4 is a block diagram for mapping Internet data and over MPEG-2 streams.

Figure 5 is a block diagram of the control map architecture of the present invention.

Figure 6 is a flow diagram of the consumer navigates through the system of the present invention.

Detailed Description of Preferred Embodiments

Referring now to the drawings wherein like reference numerals refer to like elements, Figure 1 is a diagram of the architecture of a one way digital cable network 10 of the present invention. The network 10 comprises a headend 20 which preferably interfaces to a hybrid fiber-coax ("HFC") transport network. While HFC is desired it will be recognized by those with skill in the art that other transport media may be utilized such as, without limitation, standard coax or wireless. All such embodiments are intended to be within the scope of the present

invention.

Analog receivers 30 and digital receivers 40 interface with an MPEG-2 encoder 50 and an integrated electronic receiver 60 respectively to receive video signals for broadcast to the consumers. In the case of the analog signals, the MPEG-2 encoder 50 converts the analog signals to digital MPEG-2 format. If the signals are received in digital MPEG-2 format, the integrated receiver 60 conventionally receives them. The MPEG-2 signals are remultiplexed at 70 and bussed to a broadcast server 80 provided in accordance with the present invention.

Preferably, the broadcast server 80 is also interfaced to a LAN 90 which has dial up access through a server 100 to the internet and WWW 110. The broadcast server 80 transports the composite digital television and internet signals to a modulator 120 which modulates the signals and upconverts them to the appropriate frequencies. A converter 130 outputs the modulated signals to an HFC network 140 which transports the signals to the digital set top boxes 150 at the consumer premises. The MPEG-2 transport streams are more preferably arranged into multiple data channels in each transport stream inside one 6 MHz channel. The digital set top boxes will preferably have contained thereon the appropriate software provided in accordance with the present invention to integrate the internet and digital television signals, and to provide interactivity for the consumer.

In accordance with the invention, the system of Figure 1 will broadcast data in hypertext markup language (HTML) to all consumers associated with the headend 20. These included for example, Electronic Programming Guides, Navigation Pages, general community information, breaking news, weather, etc. These data will always be on the broadcast carousel for all the 6 MHz channels so that the consumer can always have access to these HTML pages and watch television at the same time. To simulcast data, HTML content is associated with each digital or broadcast TV channel. For each MPEG-2 program with multiple program transport stream, there is a data carousel that carries HTML data coming from the specific Web Site for different types of services. The carousel is synchronous with the digital broadcast program content. These include for example, provider's key Web pages, advertisement related to program being watched, news related to the program being watched, etc. To send personalized data, HTML based Webcasting content may be customized based on each consumer's individual profile and viewing time. Statistically, many consumers may desire access to a different subset of the real time information during specific viewing periods. This information is also associated with each MPEG TV program but may not be synchronized with the TV content. It will be available all the time from the data carousel upon each consumer's demand.

The MoreCast (which is a trademark of the owner of the present inventions and is used to denote the invention throughout) end to end system provides broadband Internet data broadcasting through an existing digital TV network and a set-top
5 box. A typical system architecture in a one way HFC network that also provides digital TV broadcast is shown in Figure 1.

In a digital TV network configuration, the HFC headend receives analog TV broadcast channel from the satellite system and real time MPEG-2 encoder encodes the signal into MPEG-2
10 single program transport stream typically at 3 Mbps to 8 Mbps. The compressed digital format will provide much more efficient transmission of programs into local HFC network. If the headend has a digital satellite downlink Integrated Receiver Transcoder (IRT), it should be able to receive the satellite signal that
15 carries digital MPEG-2 compressed stream. It performs demodulation, FEC (Forward Error Correction), and decryption. It then outputs the retrieved MPEG-2 multiple program transport stream to the MPEG-2 transport remultiplexer. The MPEG-2 remultiplexer can receive single program transport streams or
20 multiple program transport streams through DVB (Digital Video Broadcasting) ASI (Asynchronous Serial Interface) up to 270 Mbps. Since each 6 MHz cable channel can only fit about 27 Mbps using 64 QAM modulation, a remultiplexer is required to remultiplex the programs in order to fit into these channels. The remultiplexer

can perform remultiplexing single or multiple program transport streams into multiple program transport streams at different bit rates, re-assign PID (packet ID), adjust PCR (Program Clock Reference), and modify PAT/PMT (Program Association Table/Program Map Table), and insert conditional access messages such as ECM and EMM.

At the physical layer, typically a 64 QAM modulator is used for each 6 MHz cable channel to provide 27 Mbps of digital capacity downstream. In addition, the modulator will also provide Forward Error Correction (FEC). The in-band downstream channels typically occupy from 50 MHz to 750 MHz in an HFC spectrum shared between analog and digital programs.

The MoreGate™ (also a trademark of the owner of the present invention) server 80 for one way Webcasting service (MoreCastSM) is located in the head-end to serve as the Webcasting gateway from local or World Wide Web Internet to digital video network. Webcasting contents can be generated through Internet from a remote location. They can be downloaded to the MoreGate™ server and "pushed" to the digital set-top box through the digital network. Program synchronous Web contents associated with digital TV channel is mapped onto MPEG-2 transport streams on multiple data carousals. The system also allows interactive navigation through the Webcasting contents by the digital set-top box.

The MoreGate™ server preferably interfaces with an Internet proxy server through Ethernet to retrieve Web contents. It has output of DVB ASI format that carries MPEG-2 transport stream. The output feeds the MPEG-2 remultiplexer. It is managed
5 by MoreCom Resource Manager 155 (MoreManage™) through Ethernet using SNMP for bandwidth and PID management.

MoreManage is developed to manage Webcasting services provided by MoreCom (the owner of the present invention). Three major functions of MoreManage includes: (1) Manage MPEG-2
10 resource assignment (PID, bandwidth etc.) for services provided from MoreGate servers; (2) Collect and maintain client profile and usage and interface with billing and OSS (Operation Support System) and subscriber management system; and (3) Connection management interface with the System Controller that manages MPEG
15 encoder, IRT, Remux, and Modulator.

Referring to Figure 2, a system diagram of the server environment to provide the above referenced functionality is shown. On the server side 160, a hypertext transport protocol(HTTP) proxy server 170 is provided which contains the
20 particular applications 180 desired to transport. An application program interface (API) 190 is provided which interfaces to the HTML/MPEG gateway and library 200 which is implemented by server 80. The content is output by a high speed MPEG input/output interface 210.

On the client side 220, the application is input to a HTTP engine 230 where a control block 240 allows the consumer to navigate 250 according to particular protocols 260 for example UDP and/or IP 270. An MPEG-2 transport driver 280 and decoder 5 290 handle the incoming digital signals.

In the Gateway server 80, the MoreCast application module 180 is the main module that controls when the Web data will be broadcasted into the digital video network. It can perform HTML data fetching through HTTP proxy module, translate the data into 10 the format that digital set-top boxes can process, schedule the data event broadcasting, request network resource required, and manage data and control interfaces. The HTTP proxy server is responsible to fetch the Web data from the Internet based on the requests from the MoreCast application module. HTML data will be 15 mapped onto the MPEG-2 transport stream in the HTML/MPEG data protocol module. A control map is preferably generated in the control protocol module 295 for navigation, channel link for one way broadcast services. Both data and control will be sent through MPEG high speed I/O such as DVB ASI to the digital video 20 network.

In the Client side 220, the MoreCast application module 180 has a user interface. It sends requests to a MoreCast client engine that in turn interfaces with both MoreCast data protocol and MoreCast control protocol. MoreCast data protocol will

extract Web data through MPEG transport private data section based on the navigation and channel information from the control map extracted by MoreCast control protocol. The data and control information are extracted from MPEG-2 transport driver that
5 controls the MPEG-2 transport hardware in the digital set-top box.

In order to navigate between and among the various options discussed above, a browser and navigation menu will preferably be provided. Referring to Figure 3, the layers of
10 navigation are preferably illustrated. A consumer can select a digital video channel and a user interface can be enabled on the television screen. A browser 300 will be enabled and a main menu 310 will show broadcast 320, Web 330, Video 340 and Mail 350 which are some preferable options. Choosing broadcast 320 for
15 example enables a broadcast submenu 360. This enables broadcast 370, simulcast 380 or personalized 390 options, for example. Choosing broadcast 370 enables a navigation page 400 for a common HTML stream 1, 2, 3 at 410. Selecting simulcast 380 enables a navigation page 420 which will go to a series of data channels
20 associated with one 6 MHz channel which thus has multiple HTML events 1,2 at 430 for viewing. By selecting personalized 390, the user will choose only that channel which matches the MAC or IP address associated with his or her set-top box.

After the user selects the particular service desired from the menu, the associated root channel navigation page from the data channel is provided. For example if the Cable News Network (CNN) decides to support simulcast services, it will need to generate a CNN specific channel navigation page that has a URL 440 to all the start pages associated with each cluster pages that constitute the simulcast service. The user can go to the Web contents associated with the selected stream, and within each stream the user can go to each URL linked to the pages as required.

Given the above services offered through MoreCast, a user can access any information from one of the above services at each given time. There can be many different navigation models. The design goal of the navigation model is to be user friendly and standard Web content based.

- **Menu:** this is the navigation menu which is different from the browser itself. The menu system can identify the type of MoreCast service that user want to access: broadcast, simulcast, and personalized, since one can not access more than one service at each time. This can be completely HTML based and is common for all the users and channels. This can be changed from downloading once every month or so

- **Contents:** all the MoreCast content for three services can be viewed through many data channels. Each data channel has a root page that indicates the list of data streams. Each data stream contains a group of hyperlinked Web pages. In the case of simulcast, the stream becomes the event that has start time and duration. All the contents are standard HTML based. All the content can be generated by content provider through standard Web authoring tools. The layers of navigation can be explained in the following picture:

1. User can select one digital video channel, e.g. CNN. The MoreCast service user interface can be enabled on the screen. It will show the MoreCom Browser button such as "MoreCast" "MoreWeb" and "MoreVideo" and "MoreMail" etc.
2. User can select the MoreCast service button on the TV. This will bring a local menu for MoreCast services. It will show the MoreCast service buttons such as "MoreCast Broadcast" "MoreCast Simulcast" "MoreCast Personalized". Selecting "MoreCast Simulcast" while watching CNN will go to the data channel associated with CNN. Only one data channel is associated with one video program. There are many simulcast data channels in one physical channel. And there can be only one broadcast channel shared for each 6 MHZ, which are not associated with the video program.

There can be many personalized channel in one physical channel.

3. After the user selects the MoreCast service type on the local Menu, it will get the associated root channel navigation page from the data channel. For example, if
5 CNN decides to support MoreCast Simulcast service, it will need to generate a CNN specific channel navigation page that has URL to all the start page associated with each clusters of pages (data stream or event) that
10 constitutes a service such as CNNfn, CNNevent (associated with each commercial) etc.
4. Now, the user can go to the Web contents associated with the selected stream. User can go back to the start of the stream or the channel navigation page easily at any
15 point.
5. Within each stream, user can go to each URL linked to the pages as it required.

Referring to Figure 4, both the data and control information can be carried over MPEG-2 transport streams in the
20 format defined in this Figure. Basically, the HTML pages (URLs) and their control map information are either mapped directly onto the sections of the MPEG-2 transport stream or mapped through intermediate layer such as UDP/IP and then encapsulated in the sections of the MPEG-2 transport stream. Multiple sections form

a table. Each table can be separated and filtered by the set-top decoder through tableID and/or tableID_extension fields. The MPEG-2 table structure segmented and carried over MPEG-2 transport packets. MPEG-2 packets can be filtered through the PID (packetID) by the decoder.

The hierarchy of HTML navigation of the MPEG network in accordance with the present invention is illustrated in Figure 5. HTML program association tables 450 are generated. These tables identify the list of the data channels (programs) in the transport stream within the selected 6 MHz. They also identify the type of data channel and video program linkage, if any, and give the location of the program map table. The program map table identifies the list of data streams inside each data channel and their type and properties such as URL to MPEG resource map, and gives the location of the channel navigation page. The descriptors give detail for each stream inside the program tables. Concurrently, HTML program map tables 460, HTML event information tables 470, HTML session information tables 480 are all generated. For example, the program tables 460 support several HTML streams 490 and associated URLs 500. The event information tables 470 support particular events 510 and associated URLs 520. Similarly, the session information tables 480 support HTML streams 530 with associated URLs 540. This Figure describes the control map hierarchy required for

navigation and channel linkage in the one way data broadcast environments.

The control maps are generated by the server in the headend and transmitted periodically to the client through the digital broadcast network. The control maps are preferably
5 partitioned into the following hierarchy:

- HPAT: HTML Program Association Table. This table identifies the list of the data channels (programs) in
10 this transport stream within the selected 6 MHz. It also identifies the type of data channel and the video program linkage if there is any. It also gives the location of the other control maps listed below.
- . HPMT: HTML Program Map Table. This table identifies the
15 list of data streams inside each broadcast data channels and their type and properties such as URL to MPEG resource map. It also gives the location of the channel navigation page.
- . HEIT: HTML Event Information Table. This table identifies
20 the list of data events inside the simulcast data channel that is associated with each video programs and their type and properties such as URL to MPEG resource map.
- . HSIT: HTML Session Information Table. This table identifies the list of data streams inside the

personalized data channels and their type and properties such as URL to MPEG resource map.

Referring to Figure 6, when a single 6 MHz channel is tuned at 550 for example, the television is tuned to the program 560 and the server main menu is enabled 570. The user selects with a local remote device the particular service desired 580 such as, for example, broadcast with associated program association table 450. The channel for the selection is then preferably enabled at 590 with its associated program map table 10 470. The navigation page is then preferably displayed at 600. In either case, navigation of the pages are accomplished at 610 and the URL's for the channel are then viewed.

Upon selection of a particular video channel by the user, a 6MHz spectrum is selected and a digital video program inside 15 this spectrum is also selected. The set-top will parse the HPAT in the selected MPEG transport stream. This will give the location of the HPMT and HEIT and HSIT in the transport streams. In selecting the broadcast mode, the location of the HPMT is identified and the retrieved from the transport stream. The 20 set-top can use control information provided by HPMT to navigate through the broadcast data in the data carousel.

In selecting the simulcast mode, the location of the HEIT that is associated with the current video program is identified and retrieved from the transport stream. The set-top can use

control information provided by HEIT to synchronize and navigate through the simulcast data in the data carousel.

In selecting the personalized mode, the location of the HSIT is identified and retrieved from the transport stream. The set-top can use control information provided by HSIT to identify, update, and navigate through the personalized data in the data carousel.

The computer and software architecture which implements the present invention is structured in a modular way using object oriented design. This allows the modules to be changed and refined along with system design improvement. The system also satisfies real time proxy performance. The system is transportable to virtually any platform, and can be implemented on a PC Windows NT platform for example, or in UNIX. The system is preferably programmed in C and Visual C++ 5.0 and uses the SQL 5.0 Database Server. The graphical user interface is either the Web Browser or programmed in Visual C++. Either the APACHE proxy server or MICROSOFT proxy server is utilized.

The systems and methods provided in accordance with the present invention thus provide seamless integration of internet services and the coming digital television signals. The systems provide functionality in the headends of cable systems to multiplex MPEG video signals and internet signals into MPEG channels which can be customized for each consumer's particular

use and demands. One way interactivity is provided and customized software at the local digital set top boxes allows the system to be versatile and economical. Such results have not heretofore been achieved in the art.

5 There have thus been described certain preferred embodiments of one way broadcast systems provided in accordance with the present invention. While certain preferred embodiments have been described and disclosed, it will be recognized by those with skill in the art that modifications are within the true
10 spirit and scope of the present invention. The appended claims are intended to cover all such modifications.

What is claimed is:

1. A one way Web data broadcasting system over digital TV network that comprises:

a headend system architecture adapted to receive data from internet and transmit the data through digital TV network to receivers;

means for mapping internet data to MPEG streams;

means for combining internet data streams with digital video streams;

means for broadcasting Web content to users through the one way network;

means for linking the internet data with digital video channels; and

means for navigation of broadcast data in the one way network.

2. The system recited in claim 1 wherein the headend system is a digital broadcast TV network.

3. The system recited in claim 2 wherein the means for mapping internet data to MPEG streams is a server that interfaces with the internet as well as digital TV headend for retrieving, translating, and mapping the data to MPEG-2 streams.

4. The system recited in claim 3 wherein the means for combining internet data streams with digital video streams is a server and an MPEG-2 remultiplexer.

5 5. The system recited in claim 4 wherein the means for broadcasting Web content to users through the one way network is a server generating continuous data carousal.

10 6. The system recited in claim 5 wherein the means for linking Web content with digital video channels is a server generating a control map over MPEG-2 streams and a digital receiver processing the control map and performing the link.

15 7. The system recited in claim 6 wherein the means for navigation of broadcast data in the one way network is a server for generating control map over MPEG-2 streams and a digital receiver for processing the control map and performing the navigation.

20 8. A one way Web data broadcasting system over digital TV network comprising:

a headend system architecture adapted to receive data from internet and transmit through digital TV network to receivers;

means for mapping internet data to MPEG streams;

means for combining internet data streams with digital video streams;

means for broadcasting Web content to users through the one way network;

5 means for linking the internet data with digital video channels; and

means for navigating of the broadcast data in the one way network.

10 9. The system recited in claim 8 wherein the headend system is a digital broadcast TV network based on MPEG-2.

15 10. The system recited in claim 9 wherein the means for mapping internet data to MPEG streams is a Gateway server that interfaces with the internet as well as digital TV headend for retrieving, translating, and mapping the HTML data to MPEG-2 transport packets containing private sections.

20 11. The system recited in claim 10 wherein the means for combining internet data streams with digital video streams is the Gateway server generating MPEG-2 transport packet and an MPEG-2 remultiplexer multiplexing with MPEG-2 transport streams containing video.

12. The system recited in claim 11 wherein the means for broadcasting Web content to users through the one way network is the Gateway server generating continuous data carousal using MPEG-2 private sections

5

13. The system recited in claim 12 wherein the means for linking Web content with digital video channels uses a defined control map HTML Program Association Table (HPAT), HTML Program Map Table (HPMT), HTML Event Information Table (HEIT), and HTML
10 Session Information Table (HSIT) using MPEG-2 table structure.

14. The system recited in claim 13 wherein the means for navigation of broadcast data in the one way network uses the defined control map HTML Program Association Table (HPAT), HTML
15 Program Map Table (HPMT), HTML Event Information Table (HEIT), and HTML Session Information Table (HSIT) using MPEG-2 table structure Gateway server generating control map over MPEG-2 streams and a digital set-top box processes the control map and performs the navigation.

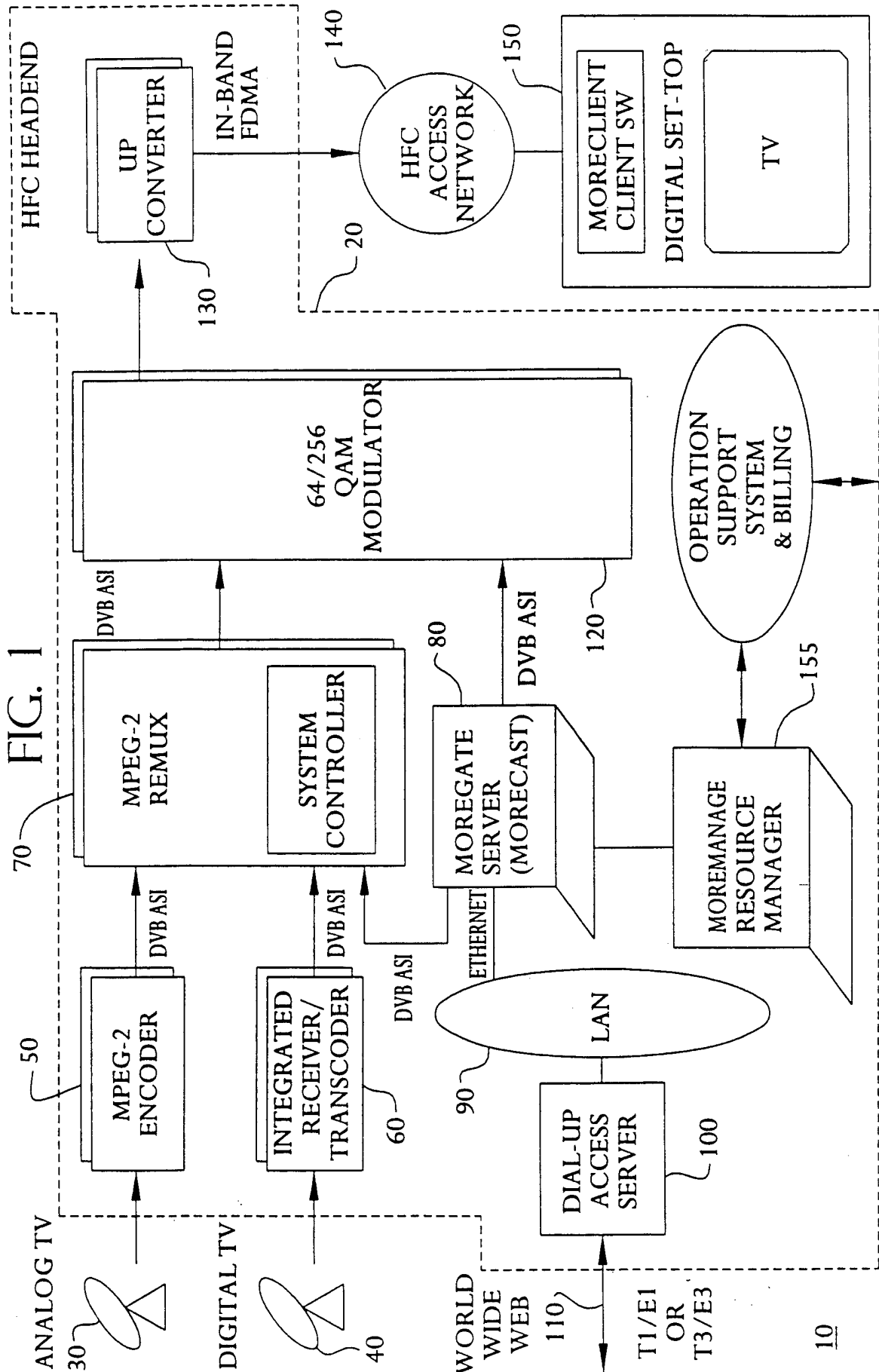


FIG. 1

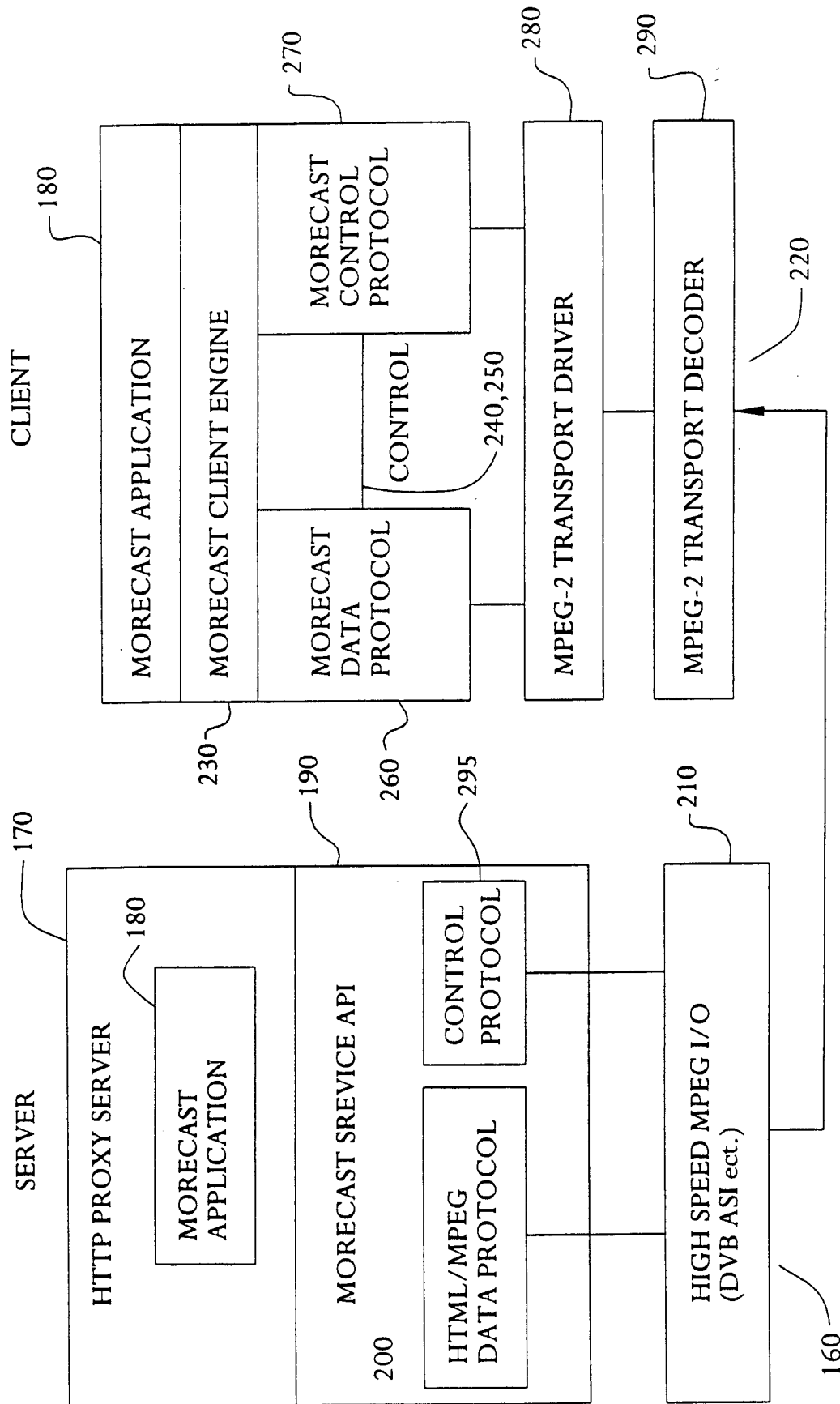


FIG. 2

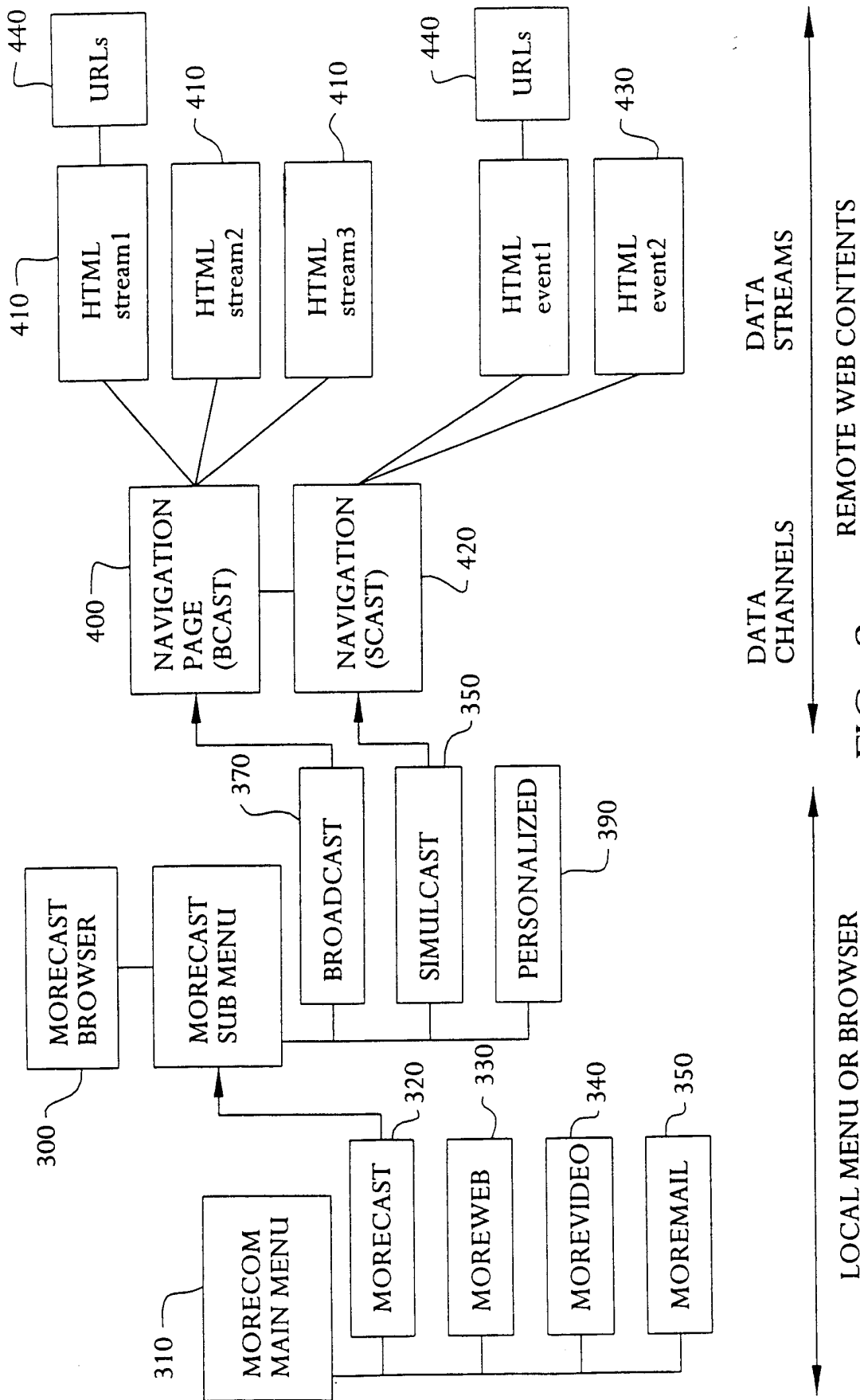


FIG. 3

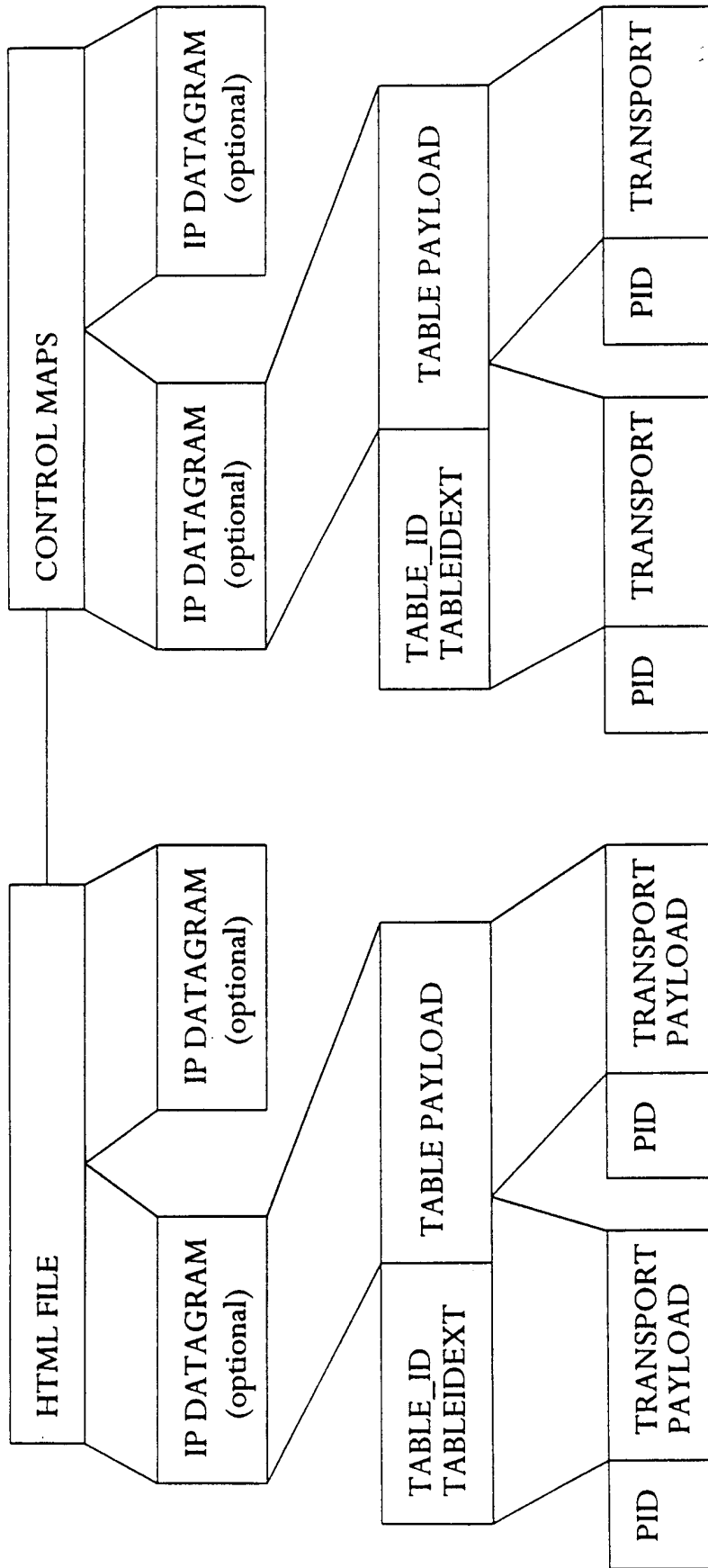


FIG. 4

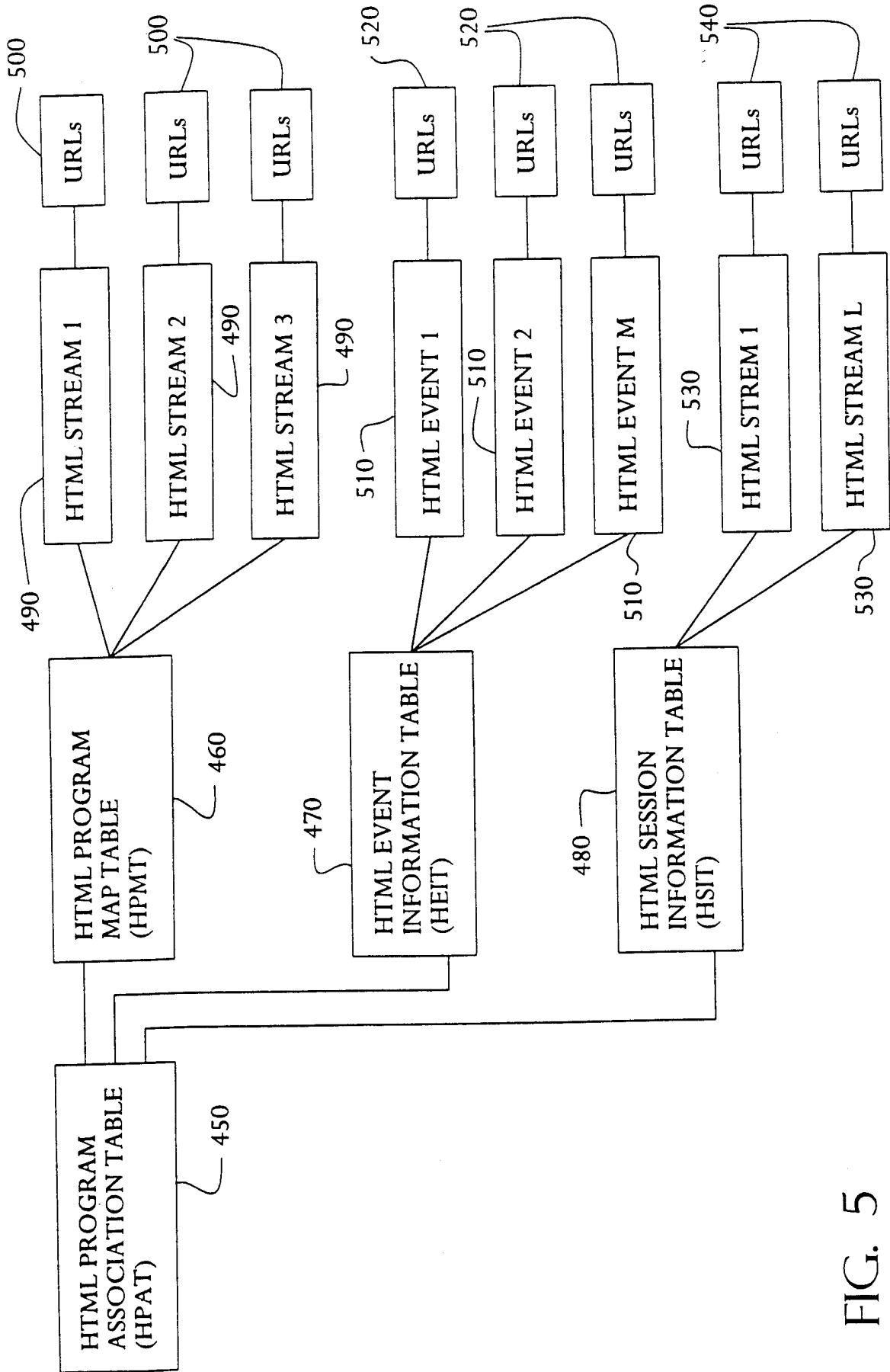


FIG. 5

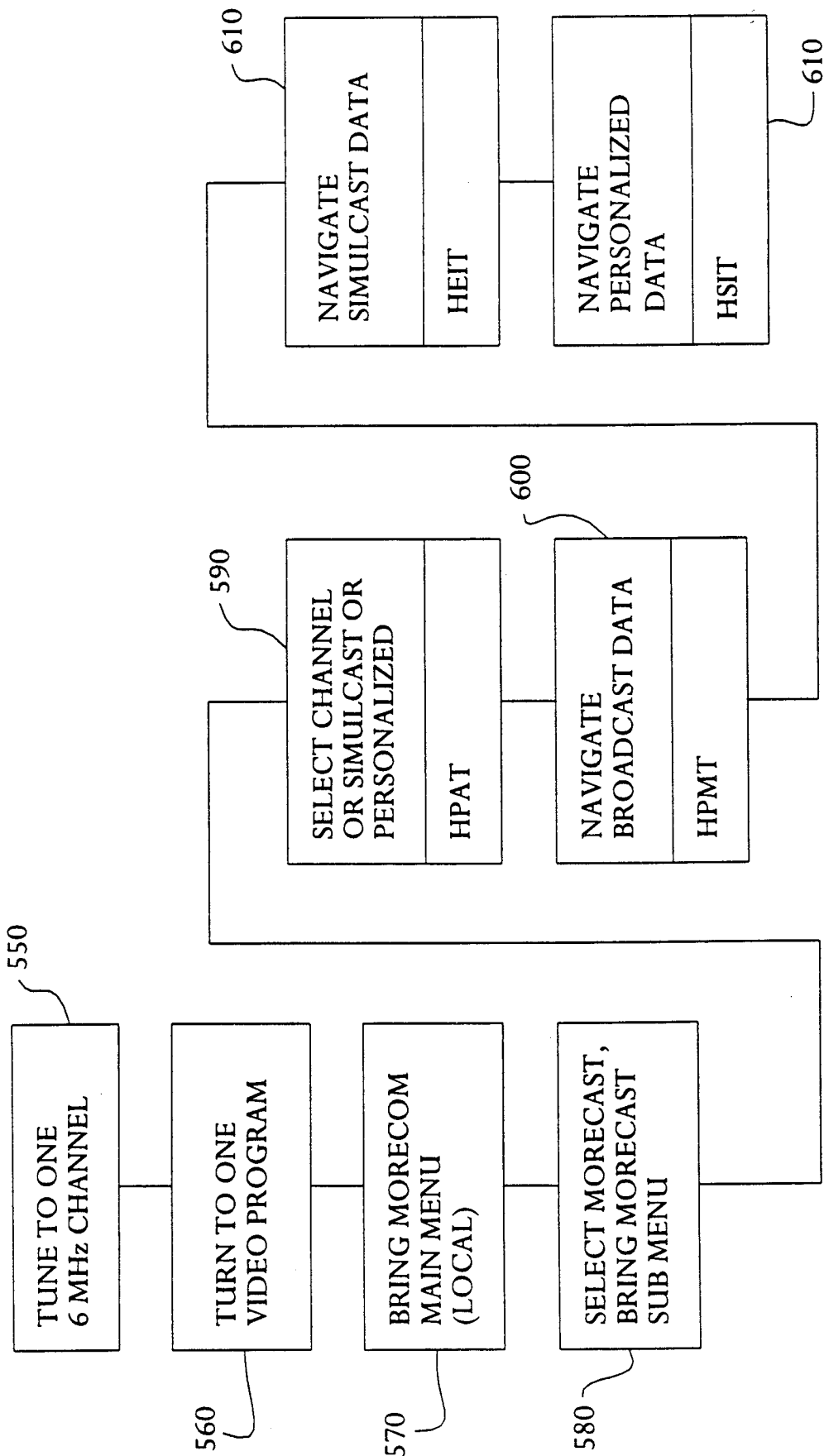


FIG. 6

INTERNATIONAL SEARCH REPORT

International application No.
PCT/US99/07146

A. CLASSIFICATION OF SUBJECT MATTER
 IPC(6) :H04N 7/16
 US CL :345/328
 According to International Patent Classification (IPC) or to both national classification and IPC

B. FIELDS SEARCHED
 Minimum documentation searched (classification system followed by classification symbols)
 U.S. : 345/328, 327, 348/12, 13, 6, 7, 10, 473, 461; 709/217, 218, 219

Documentation searched other than minimum documentation to the extent that such documents are included in the fields searched

Electronic data base consulted during the international search (name of data base and, where practicable, search terms used)

C. DOCUMENTS CONSIDERED TO BE RELEVANT

Category*	Citation of document, with indication, where appropriate, of the relevant passages	Relevant to claim No.
X	WO97/12486 A1 (SLEZAK) 03 April 1997, see entire document.	1-14

Further documents are listed in the continuation of Box C. See patent family annex.

* Special categories of cited documents:	*T* later document published after the international filing date or priority date and not in conflict with the application but cited to understand the principle or theory underlying the invention
A document defining the general state of the art which is not considered to be of particular relevance	*X* document of particular relevance; the claimed invention cannot be considered novel or cannot be considered to involve an inventive step when the document is taken alone
E earlier document published on or after the international filing date	*Y* document of particular relevance; the claimed invention cannot be considered to involve an inventive step when the document is combined with one or more other such documents, such combination being obvious to a person skilled in the art
L document which may throw doubts on priority claim(s) or which is cited to establish the publication date of another citation or other special reason (as specified)	* & * document member of the same patent family
O document referring to an oral disclosure, use, exhibition or other means	
P document published prior to the international filing date but later than the priority date claimed	

Date of the actual completion of the international search 10 MAY 1999	Date of mailing of the international search report 08 JUN 1999
Name and mailing address of the ISA/US Commissioner of Patents and Trademarks Box PCT Washington, D.C. 20231 Facsimile No. (703) 305-3230	Authorized officer VICTOR R. KOSTAK <i>James R. Matthews</i> Telephone No. (703) 305-3900