



US00D369384S

United States Patent [19]

[11] Patent Number: Des. 369,384

Yasoshima

[45] Date of Patent: **Apr. 30, 1996

- [54] PLURAL-NIBBED MARKING PEN
- [75] Inventor: Rira Yasoshima, Tokyo, Japan
- [73] Assignee: Tsukineko, Inc., Redmond, Wash.
- [**] Term: 14 Years
- [21] Appl. No.: 39,825
- [22] Filed: Jun. 6, 1995
- [52] U.S. Cl. D19/36; D19/51; D19/57
- [58] Field of Search D19/35, 36, 41-51,
D19/54-58, 81-85; 401/17, 18, 29-34,
196, 202, 52, 195

[56] References Cited

U.S. PATENT DOCUMENTS

D. 179,615	1/1957	Spatz	D19/46 X
D. 279,992	8/1985	Gribb	D19/43
D. 306,316	2/1990	Shintani	D19/36
D. 328,917	8/1992	Shike et al.	D19/36
D. 343,196	1/1994	Liguori	D19/57
D. 355,933	2/1995	Collins	D19/36
4,600,327	7/1986	Guzman	401/18
5,338,123	8/1994	Obersteller et al.	401/34

Primary Examiner—Martie Thompson
Attorney, Agent, or Firm—Seed and Berry

[57] CLAIM

The ornamental design for a plural-nibbed marking pen, as shown and described.

DESCRIPTION

FIG. 1 is a perspective view of a plural-nibbed marking pen

showing my new design;

FIG. 2 is a perspective view of the end opposite that shown in FIG. 1;

FIG. 3 is a side elevational view, the opposite side being identical thereto;

FIG. 4 is a side elevational view rotated 90 degrees from that shown in FIG. 3, the opposite side being identical thereto;

FIG. 5 is a typical side elevational view thereof with the cap members removed for convenience of illustration;

FIG. 6 is a side elevational view of a second embodiment of my new design with the cap members removed for convenience of illustration, the opposite side being identical thereto;

FIG. 7 is a side elevational view of FIG. 6, rotated 90 degrees from that shown in FIG. 6;

FIG. 8 is a top plan view of FIG. 1;

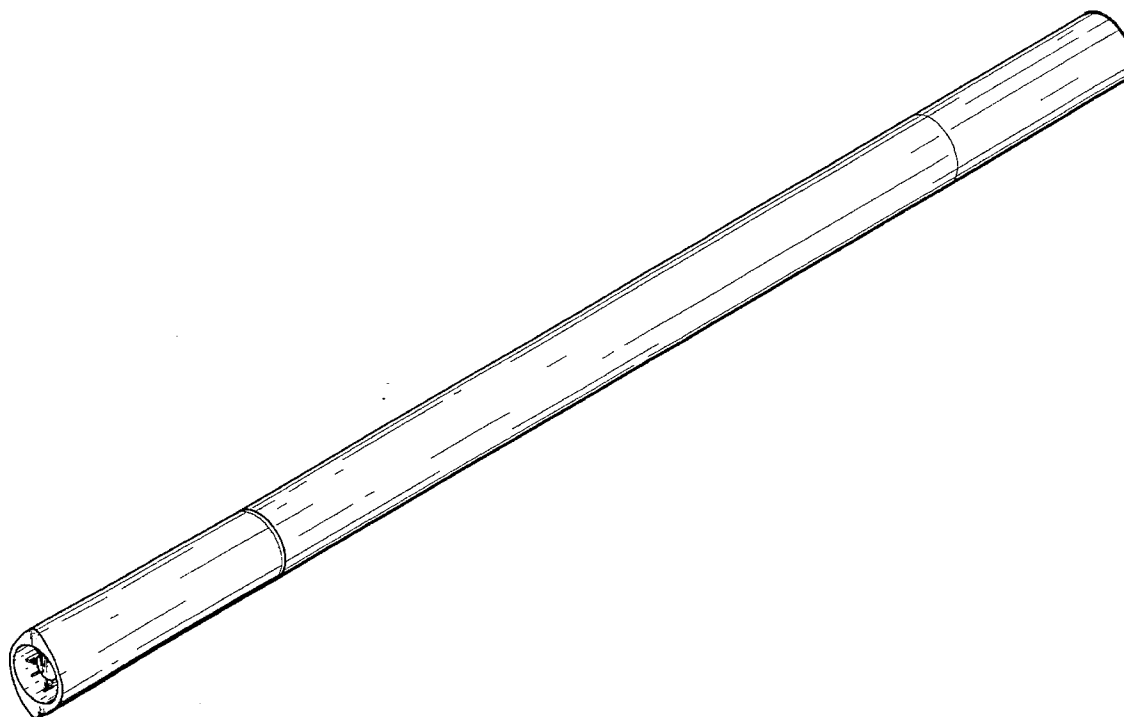
FIG. 9 is a bottom plan view of FIG. 1;

FIG. 10 is a top plan view of FIG. 5;

FIG. 11 is a top plan view of FIG. 6; and,

FIG. 12 is a bottom plan view of FIG. 1 with the bottom end cap removed for convenience of illustration.

1 Claim, 3 Drawing Sheets



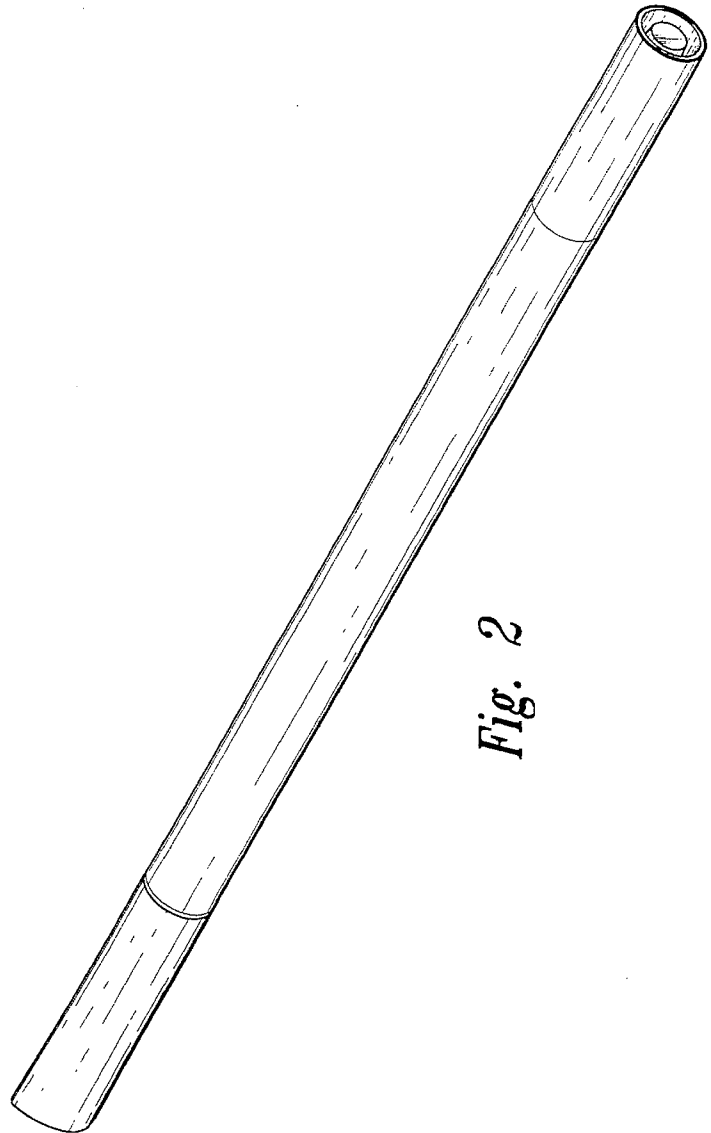
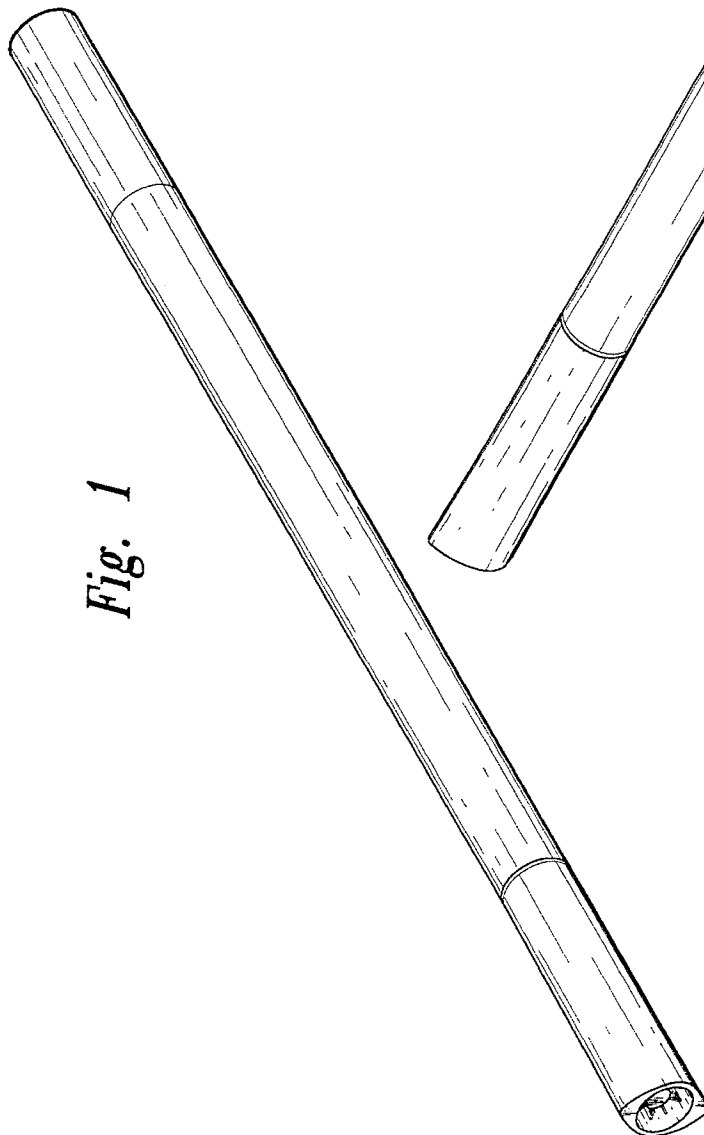




Fig. 3




Fig. 4




Fig. 5



Fig. 6



Fig. 7

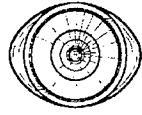


Fig. 8

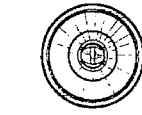


Fig. 9

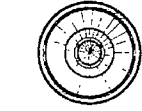


Fig. 10

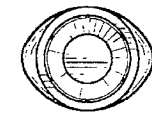


Fig. 11

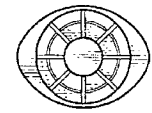


Fig. 12