

W. E. COFFIN.
 CHAIN HOLE COVER PLATE FOR CAR COUPLINGS.
 APPLICATION FILED JAN. 11, 1910.

997,181.

Patented July 4, 1911.

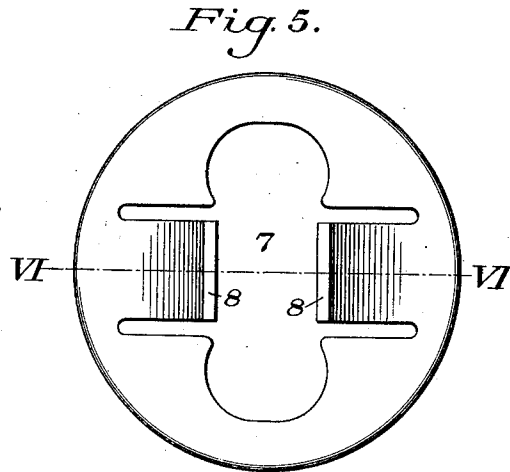
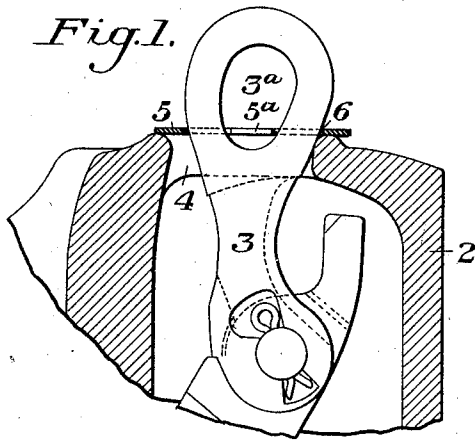


Fig. 2.

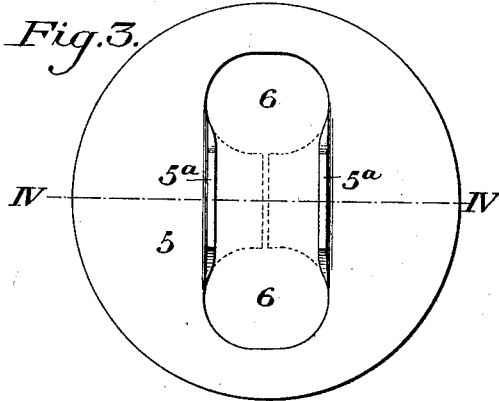
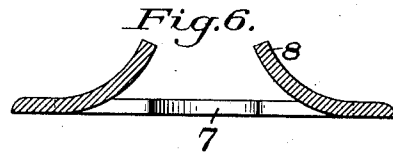
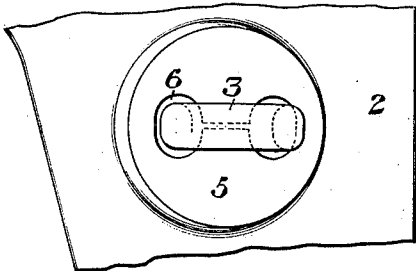
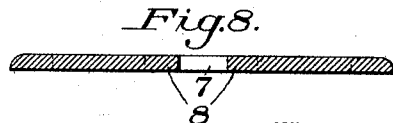
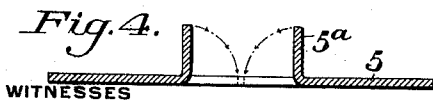
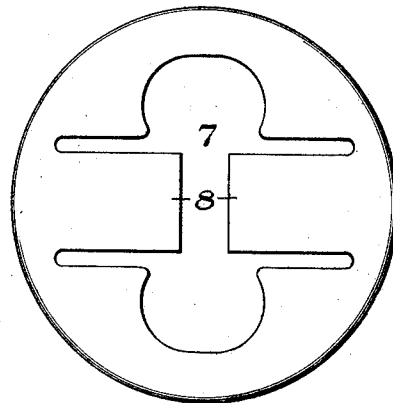


Fig. 7.



R. H. Balderson
Walter Tamaris

INVENTOR
W. E. Coffin.
 by *Balwell, Bynnes & Parmelee,*
 his Attys.

UNITED STATES PATENT OFFICE.

WALTER E. COFFIN, OF CLEVELAND, OHIO, ASSIGNOR TO THE NATIONAL MALLEABLE CASTINGS COMPANY, OF CLEVELAND, OHIO, A CORPORATION OF OHIO.

CHAIN-HOLE COVER-PLATE FOR CAR-COUPPLINGS.

997,181.

Specification of Letters Patent.

Patented July 4, 1911.

Application filed January 11, 1910. Serial No. 537,542.

To all whom it may concern:

Be it known that I, WALTER E. COFFIN, of Cleveland, Cuyahoga county, Ohio, have invented a new and useful Chain-Hole Cover-Plate for Car-Couplers, of which the following is a full, clear, and exact description, reference being had to the accompanying drawings, forming part of this specification, in which—

Figure 1 is a vertical section of a portion of a coupler head illustrating my invention; Fig. 2 is a plan view of the same; Fig. 3 is a plan view of the cover plate removed with the securing lips shown in full lines in their unbent position and in dotted lines in their bent position; Fig. 4 is a section on the line IV—IV of Fig. 3; Fig. 5 is a plan view showing a modification; Fig. 6 is a section on the line VI—VI of Fig. 5; and Figs. 7 and 8 are views of the modification and are similar respectively to Figs. 5 and 6, but showing the lips in their bent or securing position.

My invention has relation to means for covering the chain holes of top-operating couplers in order to prevent the admission of dirt, water, or portions of the car lading, or other obstructions, which would tend to clog the mechanism within the coupler.

The invention is designed to provide means of this character which are simple and efficient, and which can be readily applied to the coupler and its operating chain or clevis.

Referring to the drawings, the numeral 2 designates a portion of a car coupler of the top-operating type, and 3 designates the operating chain or clevis by means of which the coupler lock is released, this device being of a well known type, with the link or clevis extending upwardly through the opening 4 in the top of the coupler head.

5 designates a cover plate or guard, which, in the form shown in Figs. 1 to 4, inclusive, consists of a piece of sheet metal stamped into form, and having an opening 6 there-through for the link or clevis 3. The sides of this opening are formed with the upwardly extending lips 5^a which, after the plate has been slipped over the end of the link or clevis, are designed to be bent down-

wardly into the position shown in dotted lines in Fig. 3, within the eye 3^a of the link or clevis. This locks the plate within the eye of the clevis, although it still has sufficient vertical movement thereon so as to always cover the hole 4.

Figs. 5 to 8, inclusive, show a modification in which the cover plate, or guard, instead of being formed of a thin sheet of metal, is formed from a malleable iron casting. This casting has the slot or opening 7 for the link or clevis, and the bendable securing lips 8, corresponding to the lips 5^a of the form first described.

The device forms a simple and efficient means for the purpose, since the cover plate or guard is always carried by the link or clevis and is always in position to close the top opening in the head and prevent the admission of dirt, water, or other obstructions.

What I claim is:—

1. In a car coupler of the top-operating type, the combination with a coupler operating link extending upwardly through an opening in the coupler head, of a cover plate having a slot through which the link extends, and also having lips bent into securing engagement with the link; substantially as described.

2. In a car coupler of the top-operating type, the combination with a coupler-operating link extending upwardly through an opening in the coupler head, said link having an eye therein, of a cover plate having lips secured within the eye or opening of the link; substantially as described.

3. As a new article of manufacture, a cover plate for the chain holes of top-operating couplers, comprising a metal plate having an opening therethrough for a coupler actuating device and formed with bendable lips at the sides of said opening; substantially as described.

In testimony whereof I have hereunto set my hand.

WALTER E. COFFIN.

Witnesses:

HARRY E. OU,
F. W. SWENSTON.