



(51) International Patent Classification:

A01G 7/04 (2006.01) A01G 25/09 (2006.01)
A01G 9/20 (2006.01)

(21) International Application Number:

PCT/IB2014/001948

(22) International Filing Date:

27 August 2014 (27.08.2014)

(25) Filing Language:

English

(26) Publication Language:

English

(30) Priority Data:

61/870,358 27 August 2013 (27.08.2013) US

(71) Applicant: **ALMENDRA PTE. LTD.** [SG/SG]; 80 Raffles Place, Uob Plaza 1, #36-01, Singapore (SG).

(72) Inventors: **SINGH, Inder**; 3506 Imperial Queens Park Hotel, Sukhumvit Soi 22, Bangkok, 10110 (TH). **TO-MOV, Aslan**; #2006, Marriott Sathorn Vista, 1 Sathorn Soi 3, South Sathorn Road, Bangkok, 10120 (TH).

(81) Designated States (unless otherwise indicated, for every kind of national protection available): AE, AG, AL, AM, AO, AT, AU, AZ, BA, BB, BG, BH, BN, BR, BW, BY, BZ, CA, CH, CL, CN, CO, CR, CU, CZ, DE, DK, DM, DO, DZ, EC, EE, EG, ES, FI, GB, GD, GE, GH, GM, GT, HN, HR, HU, ID, IL, IN, IR, IS, JP, KE, KG, KN, KP, KR,

KZ, LA, LC, LK, LR, LS, LT, LU, LY, MA, MD, ME, MG, MK, MN, MW, MX, MY, MZ, NA, NG, NI, NO, NZ, OM, PA, PE, PG, PH, PL, PT, QA, RO, RS, RU, RW, SA, SC, SD, SE, SG, SK, SL, SM, ST, SV, SY, TH, TJ, TM, TN, TR, TT, TZ, UA, UG, US, UZ, VC, VN, ZA, ZM, ZW.

(84) Designated States (unless otherwise indicated, for every kind of regional protection available): ARIPO (BW, GH, GM, KE, LR, LS, MW, MZ, NA, RW, SD, SL, ST, SZ, TZ, UG, ZM, ZW), Eurasian (AM, AZ, BY, KG, KZ, RU, TJ, TM), European (AL, AT, BE, BG, CH, CY, CZ, DE, DK, EE, ES, FI, FR, GB, GR, HR, HU, IE, IS, IT, LT, LU, LV, MC, MK, MT, NL, NO, PL, PT, RO, RS, SE, SI, SK, SM, TR), OAPI (BF, BJ, CF, CG, CI, CM, GA, GN, GQ, GW, KM, ML, MR, NE, SN, TD, TG).

Declarations under Rule 4.17:

- as to applicant's entitlement to apply for and be granted a patent (Rule 4.17(ii))
- as to the applicant's entitlement to claim the priority of the earlier application (Rule 4.17(iii))
- of inventorship (Rule 4.17(iv))

Published:

- with international search report (Art. 21(3))

(54) Title: RIGS FOR ILLUMINATING FIELDS AND METHODS OF ILLUMINATING PLANTS

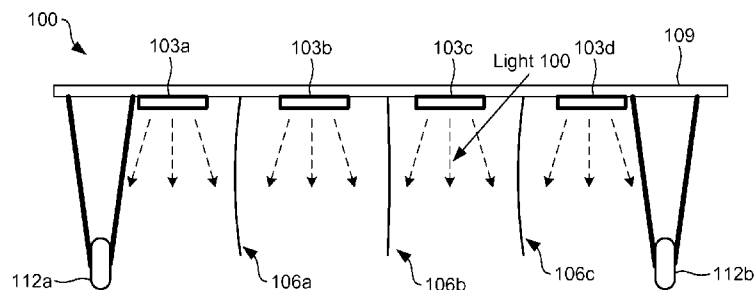


FIG. 1

(57) Abstract: Disclosed are various embodiments for an irrigation rig (100) comprising a plurality of light sources (103) and methods of illuminating short-day plants. As described herein, a mobile irrigation rig (100) may comprise a plurality of light sources (103) attached to a support arm of the mobile irrigation rig (100), wherein the plurality of light sources (103) are configured to emit light on a subject during a mobile or stationary operation of the irrigation rig (100). The irrigation rig (100), using the plurality of light sources (103), may illuminate a short-day plant with light to control a bloom or a flowering of a plant subject.

RIGS FOR ILLUMINATING FIELDS AND METHODS OF ILLUMINATING PLANTS

CROSS-REFERENCE TO RELATED APPLICATIONS

[0001] This application claims the benefit of and priority to, co-pending U.S. Provisional Patent Application entitled " RIGS FOR ILLUMINATING FIELDS AND METHODS OF ILLUMINATING PLANTS," filed on August 27, 2013, and assigned application number 61/870,358, which is incorporated herein by reference in its entirety.

BACKGROUND

[0002] The subject of photoperiodism concerns the influence of light and dark periods in the daily cycles of 24 hours on the living processes in plants. Photoperiod refers to the duration, i.e., length of the time of exposure to light, in other words, illumination period in daily cycle of 24 hours. Generally speaking photoperiodic response refers to any morphological, anatomical or physiological response produced in a plant by exposure to some particular photoperiodic cycles (*e.g.*, periods of darkness). Flowering is one of such photoperiodic responses that plants may exhibit. It is important to note, however, that photoperiodic response in a photoperiodically sensitive plant is largely dependent on the duration of darkness experienced by the plant during a 24 hour cycle.

[0003] In particular, qualitative (*i.e.*, obligate) short-day plants are such plants that necessarily flower as nights (*i.e.*, dark periods) exceed a certain critical length. In nature this happens when days become shorter as the seasons develop and the year progresses towards the end, especially when the plants

grow outside of the equatorial belt (within which the days and nights are of approximately the same duration and the night length does not vary much). On the contrary, long-day and especially qualitative (*i.e.*, obligate) long-day plants will flower only when the nights are shorter than a certain critical length.

[0004] An irrigation rig is a device employed in irrigation or farming whereby the device provides plants and crops with water via sprinklers. The irrigation rig may automatically move from a first location to a second location while watering the plants and crops as the irrigation rig moves.

SUMMARY

[0005] Embodiments of the present disclosure provide for mobile irrigation rigs, system for illuminating plants, methods of illuminating plants, and the like.

[0006] One exemplary embodiment of a mobile irrigation rig, among others, includes: a plurality of light sources attached to the mobile irrigation rig, wherein the plurality of light sources are configured to emit light on a plant subject during a mobile operation of the rig.

[0007] One exemplary embodiment of a system, among others, includes: a plurality of light emitting diode (LED) light sources attached to a mobile irrigation rig, wherein the plurality of LED light sources are configured to emit light on a plant subject during a mobile operation of the rig.

[0008] One exemplary embodiment of a system, among others, includes: illuminating, via a plurality of light emitting diode (LED) light sources attached to a mobile irrigation rig, a plant (*e.g.*, long-day or short day plant) with light, wherein the plurality of LED light sources are configured to emit light on a subject during a operation of the mobile irrigation rig.

BRIEF DESCRIPTION OF THE DRAWINGS

[0001] Many aspects of the present disclosure can be better understood with reference to the following drawings. The components in the drawings are not necessarily to scale, with emphasis instead being placed upon clearly illustrating the principles of the disclosure. Moreover, in the drawings, like reference numerals designate corresponding parts throughout the several views.

[0002] FIG. 1 is a drawing of an irrigation rig comprising a plurality of light sources according to various embodiments of the present disclosure.

[0003] FIG. 2 is a drawing illustrating a field to facilitate light computations using the irrigation rig of FIG. 1 according to various embodiments of the present disclosure.

DETAILED DESCRIPTION

[0004] The present disclosure relates to rigs and methods of illuminating short-day plants and, in some embodiments, qualitative (*i.e.*, obligate) short day plants. According to various embodiments, the disclosure described herein may be used to control the photoperiodic response of other types of photoperiodically sensitive plants including quantitative short day plants, qualitative long day plants, *etc.* Before the present disclosure is described in greater detail, it is to be understood that this disclosure is not limited to particular embodiments described, as such may, of course, vary. It is also to be understood that the terminology used herein is for the purpose of describing particular embodiments only, and is not intended to be limiting, since the scope of the present disclosure will be limited only by the appended claims.

[0005] Where a range of values is provided, it is understood that each intervening value, to the tenth of the unit of the lower limit (unless the context clearly dictates otherwise), between the upper and lower limit of that range, and any other stated or intervening value in that stated range, is encompassed within the disclosure. The upper and lower limits of these smaller ranges may independently be included in the smaller ranges and are also encompassed within the disclosure, subject to any specifically excluded limit in the stated range. Where the stated range includes one or both of the limits, ranges excluding either or both of those included limits are also included in the disclosure.

[0006] Unless defined otherwise, all technical and scientific terms used herein have the same meaning as commonly understood by one of ordinary skill in the art to which this disclosure belongs. Although any methods and materials similar or equivalent to those described herein can also be used in the practice or testing of the present disclosure, the preferred methods and materials are now described.

[0007] As will be apparent to those of skill in the art upon reading this disclosure, each of the individual embodiments described and illustrated herein has discrete components and features which may be readily separated from or combined with the features of any of the other several embodiments without departing from the scope or spirit of the present disclosure. Any recited method can be carried out in the order of events recited or in any other order that is logically possible.

[0008] Embodiments of the present disclosure will employ, unless otherwise indicated, techniques of agriculture, botany, and the like, which are within the skill of the art. Such techniques are explained fully in the literature.

[0009] The following examples are put forth so as to provide those of ordinary skill in the art with a complete disclosure and description of how to perform the methods and use the compositions and compounds disclosed and claimed herein. Efforts have been made to ensure accuracy with respect to numbers (*e.g.*, amounts, temperature, *etc.*), but some errors and deviations should be accounted for. Unless indicated otherwise, parts are parts by weight, temperature is in °C, and pressure is at or near atmospheric. Standard temperature and pressure are defined as 20 °C and 1 atmosphere.

[0010] Before the embodiments of the present disclosure are described in detail, it is to be understood that, unless otherwise indicated, the present disclosure is not limited to particular materials, reagents, reaction materials, manufacturing processes, or the like, as such can vary. It is also to be understood that the terminology used herein is for purposes of describing particular embodiments only, and is not intended to be limiting. It is also possible in the present disclosure that steps can be executed in different sequence where this is logically possible.

[0011] It must be noted that, as used in the specification and the appended claims, the singular forms “a,” “an,” and “the” include plural referents unless the context clearly dictates otherwise. Thus, for example, reference to “a support” includes a plurality of supports. In this specification and in the claims that follow, reference will be made to a number of terms that shall be defined to have the following meanings unless a contrary intention is apparent.

[0012] In describing and claiming the disclosed subject matter, the following terminology will be used in accordance with the definitions set forth below. The phrase “short-day plant” refers to *Stevia rebaudiana*, *Artemisia annua*, *Oryza* (e.g., rice), *Crocus sativus*, *Chrysanthemum morfolium*, *Dendranthema grandiflora*, *Kalanchoe blossfeldiana*, *Euphorbia pulcherrima*, *Pharbitis nil*, *Cannabis sativa*, *Glycine max*, *Xanthium strumarium*, *Saccharum* (e.g., sugarcane), and other similar plants.

[0013] Qualitative (i.e. obligate) short-day plants are plants that necessarily flower as the night (i.e. dark periods) exceed a certain critical length. In nature this happens when days become shorter as the seasons develop and the year progresses towards the end, especially when the plants grow outside of the equatorial belt (within which the days and nights are of approximately the same duration and the night length does not vary much). On the contrary, long-day and especially qualitative (i.e. obligate) long-day plants will flower only when the nights are shorter than a certain critical length.

[0014] Photoperiodically sensitive plants may be freely manipulated (e.g., triggered or delayed) by exposing such plants to artificially produced light signals of specific wavelengths during the nights. However, there is no reliable and commercially attractive method of such manipulation of different types of photosensitive plants grown in the commercial open fields and most experiments were confined to greenhouses or other such controller settings. Embodiments of the present disclosure can solve this problem by using rigs in the open field to manipulate the photoperiodically sensitive plants.

[0015] Embodiments of the present disclosure provide for rigs, systems, and methods of illuminating short-day and/or long-day plants. These embodiments may be advantageous since it is helpful to control blooming of plants (*e.g.*, keep them in the vegetative state or induce flowering if that is most commercially desirable) while growing them in the open fields.

[0016] For example, short-day plants bloom when they are under nighttime conditions for a period of time (*e.g.*, greater than about 8, about 9, about 10, about 11, or about 12 hours or more). In various embodiments, the rig (*e.g.*, a mobile irrigation rig) can include a plurality of light sources that can be used to illuminate (also referred to as “light treatment”) short-day plants during the nighttime hours (*e.g.*, low or no sunlight) so that the short-day plants do not register nighttime light conditions, which may otherwise start the blooming cycle. As a result, the short-day plants do not bloom and remain in the vegetative state for longer periods of time. Alternatively, the same mechanism may be used to induce flowering in some short-day plants just by exposing them to a different range of red light. Furthermore, the same arrangements and approaches may be used to manipulate the flowering of long-day plants.

[0017] From the top-down view, the embodiments described herein permit control of the photoperiodic response (*e.g.*, flowering) of photosynthetically sensitive plants (*e.g.*, short-day obligate plants, long-day obligate plants, *etc.*) while growing in large-scale commercial open fields (*e.g.*, tens of hectares or more), thus helping to optimize the relevant harvesting times and yields. In other words, the established photoperiod control tools are brought into the open fields.

[0018] For example, it is desirable to delay blooming of *Stevia rebaudiana* since the commercially valuable chemical components of the plant (*e.g.*, steviol

glycosides) are reduced once the plant starts to bloom. Keeping *Stevia rebaudiana* in the vegetative state allows for the steviol glycosides to accumulate and from development of larger leaf mass. As a result, illuminating short-day plants, such as *Stevia rebaudiana*, once or more during nighttime hours for short periods of time (e.g., about 3 to 5 minutes) prevents or substantially prevents the short-day plants from blooming, thus increasing the value of the short-day plant.

[0019] In the case of Saffron it is desirable to manage its blooming time by forcing it to flower when it is physiologically ready and is most commercially suitable rather than wait for the right season to come.

[0020] Further, some examples of long-day plants for which the disclosure herein may be applied to include *Trifolium pratense* (red clover), *Rudbeckia bicolor*, *Solanum tuberosum* L. (potato), *Beta vulgaris* (sugar beet), *Spinacia oleracea* (spinach), *Brassica napus* L. (oilseed rape, oil source for canola) *Avena sativa* (oats).

[0021] In addition, using a rig outfitted with a plurality of light sources is easily adapted to current outdoor growing methods. For example, a rig used in irrigation can also include a plurality of light sources so that currently used infrastructure can be used to illuminate the short-day plants during nighttime hours.

[0022] In an embodiment, the light can be polarized, plane-polarized, circularly polarized, elliptically polarized or unpolarized, or collimated (e.g., in a laser beam).

[0023] In an embodiment, light treatment can involve one or a combination of different light frequencies of polarized or unpolarized light from the violet, the red and far-red spectral bands in a range of light intensities appropriate for the type

of short-day plant. In an embodiment, the red light may be about 600 nm to 800 nm and the violet light may be about 250 nm to 400 nm. In another embodiment, the red light may be about 600 nm to 700 nm. The final spectral combination necessary for the extension of the vegetative state or, to the contrary, induction of flowering is specific to a given species but is well-defined and is quite narrow. In a particular embodiment, the light may be about 630 nm to 660 nm or about 730 to 780 nm. For example, Stevia can be illuminated at about 660 nm light for a period of time to prevent blooming, whereas strawberry may also need some violet light treatment as well. The wavelength range and intensity used can be selected based on the type of short-day plant, environmental conditions, the required photoperiodic response or its absence and the like.

[0024] As mentioned above, a rig can include a plurality of light sources attached to the rig (*e.g.*, main rig arm). The rig can include a linear rig or a pivoting rig, both of which are mobile. In an embodiment, the rig is an irrigation rig that includes a sprinkler system. In the following discussion, a general description of the system and its components is provided, followed by a discussion of the operation of the same.

[0025] With reference to FIG. 1, shown is an illustration of an irrigation rig 100, which can be part of a water irrigation system for a field of short-day plants, according to various embodiments of the present disclosure. The irrigation rig 100 includes a plurality of light sources 103a...103d (collectively light sources 106), a plurality of sprinklers 106a...106c (collectively sprinklers 106), a support structure 109 (*e.g.*, a main rig arm) for the light sources 103 and sprinklers 106. In various embodiments, the irrigation rig 100 may comprise a plurality of wheels 112a...112b (collectively wheels 112) so that the irrigation system can be a

mobile system. Further, the irrigation rig 100 may comprise, or may be communicatively coupled, to a control circuit configured to control an operation of the light sources 103, the sprinklers 106, and/or an operation of the wheels 112. As mentioned above, the specific design of the irrigation rig 100 can be altered or vary depending on various factors. For example, for short-day plant crops that use an alternative irrigation system, a mobile rig, similar to an irrigation rig without the sprinkler system, can be used to illuminate the short-day plants.

[0026] The light sources 103 can be positioned on the rig so as to maximize the light treatment of the short-day plants. The spacing along the length of the irrigation rig 100 and/or the height above the short-day plants can be tailored to the specific design of the irrigation rig 100, the type(s) of short-day plant crop, the environmental conditions, and the like. In an embodiment, the light source 103 can include an LED, a solid state plasma lamp, a high-intensity discharge (HID) lamp, a fluorescent lamp, an incandescent lamp, a sulfur lamp, and/or a laser so long as the selected light source emits light in the desired wavelength (*e.g.*, about 600 nm to 800 nm, about 250 nm to 400 nm). In an embodiment the irrigation rig 100 can include 1 to 100s of light sources 103 depending on the size of the irrigation rig 100.

[0027] In a particular embodiment, the light source 103 is an LED, where the wavelength of the light emitted can be selected based on the type of short-day plant. As mentioned above, *Stevia* should be illuminated at about 660 nm light for a period of time to prevent blooming and keep the plant in the vegetative state, so an LED can be used that emits light at about 660 nm. In an embodiment, more than one type to LED can be used in the light source so that

the light source emits light at a number of wavelengths, which might be advantageous for situations where multiple wavelengths are needed to achieve the desired goal.

[0028] In another embodiment, one or more filters (not shown) can be used in conjunction with light sources 103 that emit light over a broad range of wavelengths so that only desired wavelengths reach the short-day plants. As is evident from the foregoing discussion, the specific design of the irrigation rig 100 can vary significantly based on the desired goals to be achieved, and the various designs, even if not specifically recited, are intended to be covered by the present discussion and the claims of the present disclosure.

[0029] Moving on to FIG. 2, shown is a drawing illustrating a field to facilitate light computations, as will be described below. For example, it may be beneficial to compute a width of a beam of a light source 103 (FIG. 1) and a speed at which a light beam 203 (e.g., emitted from the light source 103) needs to travel across a field 206. Given the equation:

$$Z = V \times t \text{ (meters)} \quad (\text{EQ. 1})$$

where V is the velocity of the light beam 203 (in meters per minute), t is the plant illumination time, and Z is the light beam width (in meters), the width of a beam can be calculated when V and T are known. Given the equation:

$$V = \frac{L}{T} \text{ (meters per minute)} \quad (\text{EQ. 2})$$

where L is a length of the field 206 (in meters) and T is the time it takes for the light beam 203 to travel across the field 206, the speed at which the light beam 203 needs to travel so that all plants in the field 206 are illuminated with a stipulated time may be calculated.

[0030] In an embodiment, the method of illuminating short-day plants includes periodically illuminating the plants during the nighttime hours (or nighttime light conditions). In an embodiment, nighttime hours can be from about sunset to sunrise or when the short-day plant is said to experience nighttime conditions (e.g., which may occur when light from the sun is less than a certain amount (which varies from plant to plant), which could be prior to sunset or after sunrise). In an embodiment, the illumination can occur one or more times during nighttime hours for about 1 second to 10 minutes or more, which includes all time ranges in increments of thirty seconds therein. Further, a flash of light may be added for more than a millisecond. In an embodiment, the illumination is performed periodically during nighttime hours so that the short-day plant is not subject to nighttime light conditions for more than about 12 hours, about 10 hours, about 8 hours, or about 6 hours. The amount of time a short-day plant can be subject to nighttime light conditions to induce the blooming mechanism varies from plant to plant, so the method of illuminating can be adjusted to correspond to the short-day plant blooming/vegetative cycle.

[0031] In an embodiment, the method can include the rig moving in a manner so as to expose the short-day plants in the field to an appropriate amount of light from the light source(s) on the rig to keep the short-day plants in the vegetative state. In an embodiment, the rig can be moved at a constant rate to illuminate the short-day plants with an appropriate amount of light from the light source(s). The rate of movement can be determined based on the design of the rig, the light source used, intensity of the light source, type of short-day plant, current nighttime conditions, and the like. In another embodiment, the rig is not constantly moving, rather the rig moves to a first position and is idle for a

period of time and then moves to another position and is idle for a period of time, and this continues until all areas of the entire field has been illuminated. In other words, the rig can be moved a set distance to a certain position in the field to expose the short-day plants in that area to an appropriate amount of light from the light source(s). Subsequently, the rig is moved a set distance to another position in the field to expose the short-day plants in that area to an appropriate amount of light from the light source(s). The movement of the rig can be conducted until the entire field has been exposed to an appropriate amount of light. The time of exposure and/or distance moved can depend upon the design of the rig, the light source used, the intensity of the light source, the type of short-day plant, and the like.

[0032] An experiment to determine the extent to which flowering in a Stevia Plant can be delayed by illuminating the plant to a 660 nanometer wave length light (red light). The experiment was setup in a 9 individual, 3 meter by 3 meter cubicle covered with a transparent sheet below which a light source that can produce a light with a wavelength of 660 nanometers was installed. The plant cuttings were planted in pots and were illuminated at midnight every day for a duration of 0 minutes to 10 minutes as indicated in Table 1 below.

Room Number	Light Power Rating (Watts)	Exposure Time/Day (Mins)	First Bloom – Days After Planting
1	0	0	55
2	300	1	59
3	600	1	61

4	300	3	72
5	600	3	73
6	300	5	97
7	600	5	101
8	300	10	121
9	600	10	125

Table 1: Flowering Response to Exposure Time

[0033] The power of the LED lights was also varied from 300 watts to 600 watts. The cubicle was observed on a daily basis and the first bloom of flower was recorded. The results of Table 1 convincingly show that illuminating the plants with a red light of wave length 660 nanometers has an impact to delay the flowering when compared to the plants that were not illuminated.

[0034] It should be noted that ratios, concentrations, amounts, and other numerical data may be expressed herein in a range format. It is to be understood that such a range format is used for convenience and brevity, and thus, should be interpreted in a flexible manner to include not only the numerical values explicitly recited as the limits of the range, but also to include all the individual numerical values or sub-ranges encompassed within that range as if each numerical value and sub-range is explicitly recited. To illustrate, a concentration range of “about 0.1% to about 5%” should be interpreted to include not only the explicitly recited concentration of about 0.1 wt% to about 5 wt%, but

also include individual concentrations (e.g., 1%, 2%, 3%, and 4%) and the sub-ranges (e.g., 0.5%, 1.1%, 2.2%, 3.3%, and 4.4%) within the indicated range. In an embodiment, the term “about” can include traditional rounding according to significant figures of the numerical value. In addition, the phrase “about ‘x’ to ‘y’” includes “about ‘x’ to about ‘y’”.

[0035] It should be emphasized that the above-described embodiments of the present disclosure are merely possible examples of implementations, and are merely set forth for a clear understanding of the principles of this disclosure. Many variations and modifications may be made to the above-described embodiment(s) of the disclosure without departing substantially from the spirit and principles of the disclosure. All such modifications and variations are intended to be included herein within the scope of this disclosure and protected by the following claims.

[0036] Disjunctive language such as the phrase “at least one of X, Y, or Z,” unless specifically stated otherwise, is otherwise understood with the context as used in general to present that an item, term, etc., may be either X, Y, or Z, or any combination thereof (e.g., X, Y, and/or Z). Thus, such disjunctive language is not generally intended to, and should not, imply that certain embodiments require at least one of X, at least one of Y, or at least one of Z to each be present.

[0037] It should be emphasized that the above-described embodiments of the present disclosure are merely possible examples of implementations set forth for a clear understanding of the principles of the disclosure. Many variations and modifications may be made to the above-described embodiment(s) without departing substantially from the spirit and principles of

the disclosure. All such modifications and variations are intended to be included herein within the scope of this disclosure and protected by the following claims.

CLAIMS

Therefore, the following is claimed:

1. A mobile irrigation rig, comprising:
a plurality of light sources attached to the mobile irrigation rig,
wherein the plurality of light sources are configured to emit light on a plant
subject during a mobile operation of the rig.
2. The mobile irrigation rig of claim 1, wherein the light source emits
the light in a wavelength range of about 600 nm to 800 nm, about 250 nm to 400
nm, or a combination thereof or monochromatic and which is, optionally,
polarized, plane-polarized, circularly polarized, elliptically polarized or
unpolarized or collimated.
3. The mobile irrigation rig of claim 1, wherein the light source emits
the light in a wavelength range of about 630 nm to 660 nm, about 730 nm, or a
combination thereof and which is, optionally, polarized, plane-polarized,
circularly polarized, elliptically polarized or unpolarized, or collimated.
4. The mobile irrigation rig of claim 1, wherein the light source further
comprises a light emitting diode (LED).
5. The mobile irrigation rig of claim 4, wherein the LED emits light in a
wavelength range of about 630 nm to 660 nm, about 730 nm, or a combination
thereof.

6. The mobile irrigation rig of claim 1, wherein the light source includes a filter so that only light in a wavelength range of about 600 nm to 800 nm, about 250 nm to 400 nm, or a combination thereof, passes through the filter.

7. The mobile irrigation rig of claim 1, wherein the light source is selected from a group consisting of: a solid state plasma lamp, a high-intensity discharge (HID) lamp, a fluorescent lamp, an incandescent lamp, a laser and a sulfur lamp.

8. The mobile irrigation rig of claim 1, wherein the mobile irrigation rig further comprises a linear rig or a pivoting rig.

9. A system, comprising:
a plurality of light emitting diode (LED) light sources attached to a mobile irrigation rig, wherein the plurality of LED light sources are configured to emit light on a plant subject during a mobile operation of the rig.

10. The system of claim 9, wherein the light source emits the light in a wavelength range of about 600 nm to 800 nm, about 250 nm to 400 nm, about 630 nm to 660 nm, about 730 nm, or a combination thereof.

11. The system of claim 9, wherein the light source further comprises a light emitting diode (LED).

12. The system of claim 12, wherein the LED emits light in a wavelength range of about 630 nm to 660 nm, about 730 nm, or a combination thereof.

13. The system of claim 9, wherein the light source includes a filter so that only light in a wavelength range of about 600 nm to 800 nm, about 250 nm to 400 nm, or a combination thereof, passes through the filter.

14. The system of claim 9, wherein the light source is selected from a group consisting of: a solid state plasma lamp, a high-intensity discharge (HID) lamp, a fluorescent lamp, an incandescent lamp, a laser and a sulfur lamp.

15. The system of claim 9, wherein the mobile irrigation rig further comprises a linear rig or a pivoting rig.

16. A method, comprising:
illuminating, via a plurality of light emitting diode (LED) light sources attached to a mobile irrigation rig, a plant with light, wherein the plurality of LED light sources are configured to emit light on a subject during a operation of the mobile irrigation rig.

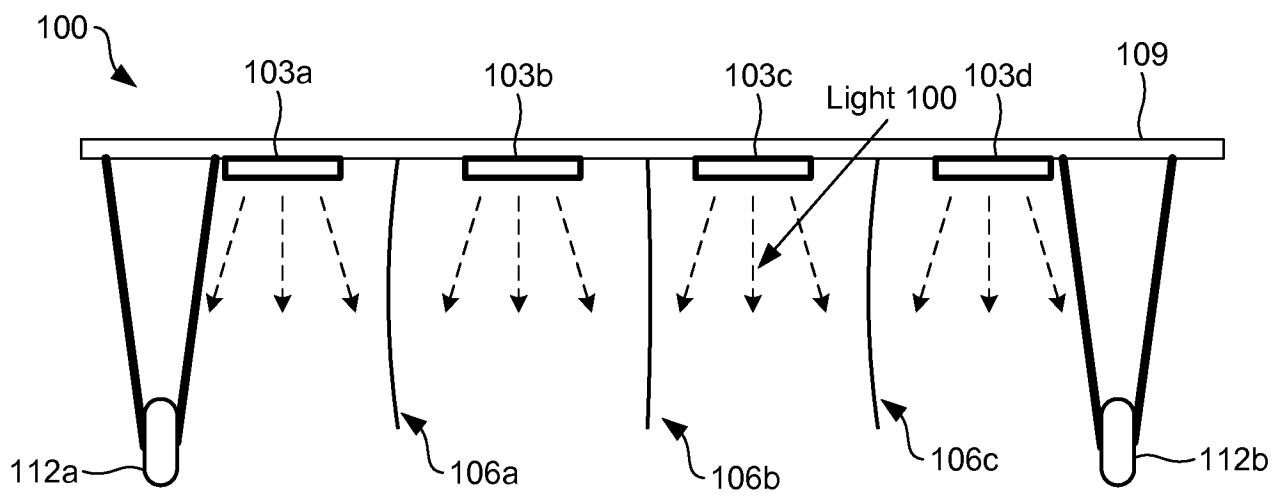
17. The method of claim 16, wherein illuminating is performed periodically during nighttime hours.

18. The method of claim 16, wherein illuminating is performed after an irrigation of the plant subject.

19. The method of claim 16, wherein illuminating is performed periodically during nighttime hours so that the short-day plant is not subject to nighttime light conditions for more than about 12 hours, about 10 hours, about 8 hours, or about 6 hours.

20. The method of claim 16, wherein illuminating of a single short-day plant with a flash of light of about 1 millisecond or longer and with light about 1 second or longer, about 2 minutes or longer, about 3 minutes or longer, about 5 minutes or longer, about 10 minutes or longer, about 15 minutes or longer or about 30 minutes or longer.

21. The method of claim 16, wherein the plant is a short-day plant or a long-day plant.

**FIG. 1**

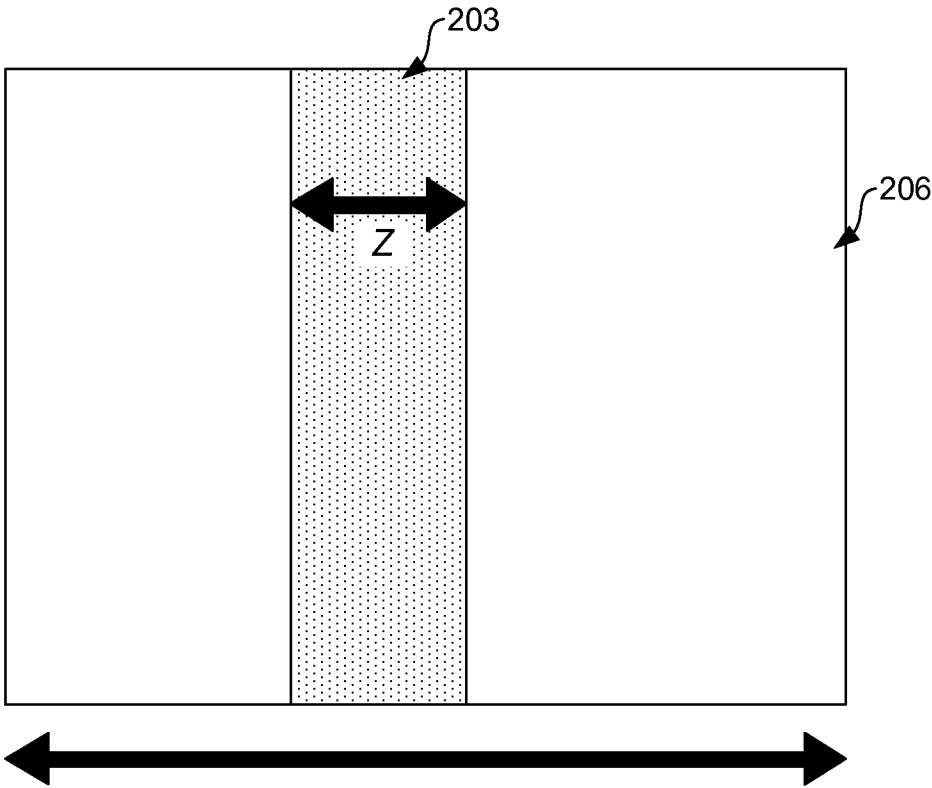


FIG. 2

INTERNATIONAL SEARCH REPORT

International application No
PCT/IB2014/001948

A. CLASSIFICATION OF SUBJECT MATTER
INV. A01G7/04 A01G9/20 A01G25/09
ADD.

According to International Patent Classification (IPC) or to both national classification and IPC

B. FIELDS SEARCHED

Minimum documentation searched (classification system followed by classification symbols)

F21V A01G A01M

Documentation searched other than minimum documentation to the extent that such documents are included in the fields searched

Electronic data base consulted during the international search (name of data base and, where practicable, search terms used)

EP0-Internal, WPI Data

C. DOCUMENTS CONSIDERED TO BE RELEVANT

Category*	Citation of document, with indication, where appropriate, of the relevant passages	Relevant to claim No.
X	US 2001/035468 A1 (SANTA CRUZ CATHY D [US] ET AL) 1 November 2001 (2001-11-01) paragraph [0018] - paragraph [0028]; claim 12; figures	1-21
A	GB 2 382 014 A (UNIV ST ANDREWS [GB]) 21 May 2003 (2003-05-21) figures	1-21
A	US 3 235 009 A (NELSON BARTON R) 15 February 1966 (1966-02-15) column 11, line 8 - line 27; claims 1,2; figures	1-21
	----- -/--	



Further documents are listed in the continuation of Box C.



See patent family annex.

* Special categories of cited documents :

"A" document defining the general state of the art which is not considered to be of particular relevance

"E" earlier application or patent but published on or after the international filing date

"L" document which may throw doubts on priority claim(s) or which is cited to establish the publication date of another citation or other special reason (as specified)

"O" document referring to an oral disclosure, use, exhibition or other means

"P" document published prior to the international filing date but later than the priority date claimed

"T" later document published after the international filing date or priority date and not in conflict with the application but cited to understand the principle or theory underlying the invention

"X" document of particular relevance; the claimed invention cannot be considered novel or cannot be considered to involve an inventive step when the document is taken alone

"Y" document of particular relevance; the claimed invention cannot be considered to involve an inventive step when the document is combined with one or more other such documents, such combination being obvious to a person skilled in the art

"&" document member of the same patent family

Date of the actual completion of the international search

4 December 2014

Date of mailing of the international search report

12/12/2014

Name and mailing address of the ISA/

European Patent Office, P.B. 5818 Patentlaan 2
NL - 2280 HV Rijswijk
Tel. (+31-70) 340-2040,
Fax: (+31-70) 340-3016

Authorized officer

Forjaz, Alexandra

INTERNATIONAL SEARCH REPORT

International application No
PCT/IB2014/001948

C(Continuation). DOCUMENTS CONSIDERED TO BE RELEVANT

Category*	Citation of document, with indication, where appropriate, of the relevant passages	Relevant to claim No.
A	WO 2011/086499 A1 (KONINKL PHILIPS ELECTRONICS NV [NL]; VAN ELMPT ROB FRANCISCUS MARIA [N]) 21 July 2011 (2011-07-21) page 4, line 32 - page 5, line 20; figures -----	1-21
A	WO 2012/147391 A1 (SEKISHINDENKI CO LTD [JP]; UNIV SHINSHU [JP]; HIGASHINO MAKOTO [JP]; T) 1 November 2012 (2012-11-01) abstract; figures -----	1-21

INTERNATIONAL SEARCH REPORT

Information on patent family members

International application No

PCT/IB2014/001948

Patent document cited in search report	Publication date	Patent family member(s)	Publication date
US 2001035468	A1	01-11-2001	NONE
GB 2382014	A	21-05-2003	NONE
US 3235009	A	15-02-1966	NONE
WO 2011086499	A1	21-07-2011	CN 102711440 A 03-10-2012
			EP 2523542 A1 21-11-2012
			RU 2012134649 A 20-02-2014
			TW 201143600 A 16-12-2011
			US 2012279121 A1 08-11-2012
			WO 2011086499 A1 21-07-2011
WO 2012147391	A1	01-11-2012	JP 5017478 B1 05-09-2012
			JP 2012228231 A 22-11-2012
			WO 2012147391 A1 01-11-2012