

(19) World Intellectual Property Organization
International Bureau



(43) International Publication Date
22 May 2009 (22.05.2009)

PCT

(10) International Publication Number
WO 2009/064482 A1

(51) International Patent Classification:

C08F 10/00 (2006.01) **C08F 4/6592** (2006.01)
C08F 4/64 (2006.01)

(21) International Application Number:

PCT/US2008/012823

(22) International Filing Date:

14 November 2008 (14.11.2008)

(25) Filing Language:

English

(26) Publication Language:

English

(30) Priority Data:

61/003,181 15 November 2007 (15.11.2007) US

(71) Applicant (for all designated States except US): **UNIVATION TECHNOLOGIES, LLC** [US/US]; 5555 San Felipe, Suite 1950, Houston, TX 77056 (US).

(72) Inventors; and

(75) Inventors/Applicants (for US only): **KOLB, Rainer** [DE/US]; 3411 Park Springs Lane, Kingwood, TX 77345 (US). **LI, Dongming** [US/US]; 4214 Pine Brook Cove, Houston, TX 77059 (US). **RIX, Francis, C.** [US/US]; 2106 Palm Castle Drive, League City, TX 77573 (US). **GARCIA-FRANCO, Cesar, A.** [US/US]; 830 Orchard Peak Court, Houston, TX 77062 (US).

(74) Agents: **ARECHEDERRA, Leandro** et al.; Univation Technologies, Llc, 5555 San Felipe, Suite 1950, Houston, TX 77056 (US).

(81) Designated States (unless otherwise indicated, for every kind of national protection available): AE, AG, AL, AM, AO, AT, AU, AZ, BA, BB, BG, BH, BR, BW, BY, BZ, CA, CH, CN, CO, CR, CU, CZ, DE, DK, DM, DO, DZ, EC, EE, EG, ES, FI, GB, GD, GE, GH, GM, GT, HN, HR, HU, ID, IL, IN, IS, JP, KE, KG, KM, KN, KP, KR, KZ, LA, LC, LK, LR, LS, LT, LU, LY, MA, MD, ME, MG, MK, MN, MW, MX, MY, MZ, NA, NG, NI, NO, NZ, OM, PG, PH, PL, PT, RO, RS, RU, SC, SD, SE, SG, SK, SL, SM, ST, SV, SY, TJ, TM, TN, TR, TT, TZ, UA, UG, US, UZ, VC, VN, ZA, ZM, ZW.

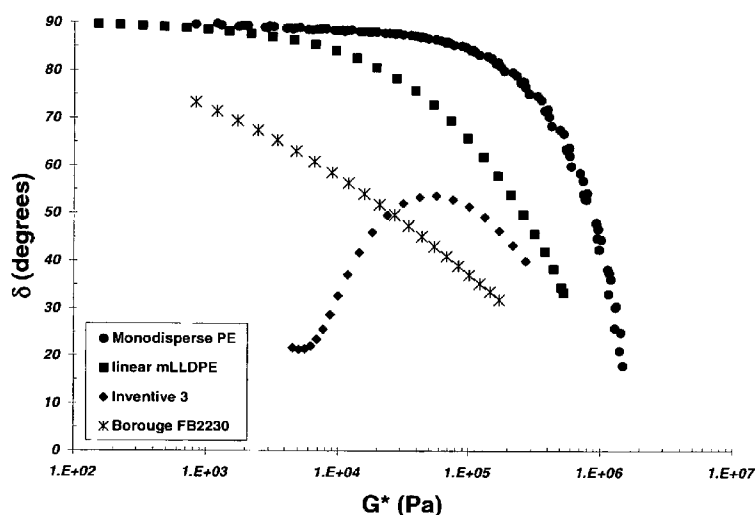
(84) Designated States (unless otherwise indicated, for every kind of regional protection available): ARIPO (BW, GH, GM, KE, LS, MW, MZ, NA, SD, SL, SZ, TZ, UG, ZM, ZW), Eurasian (AM, AZ, BY, KG, KZ, MD, RU, TJ, TM), European (AT, BE, BG, CH, CY, CZ, DE, DK, EE, ES, FI, FR, GB, GR, HR, HU, IE, IS, IT, LT, LU, LV, MC, MT, NL, NO, PL, PT, RO, SE, SI, SK, TR), OAPI (BF, BJ, CF, CG, CI, CM, GA, GN, GQ, GW, ML, MR, NE, SN, TD, TG).

Published:

- with international search report
- before the expiration of the time limit for amending the claims and to be republished in the event of receipt of amendments

(54) Title: POLYMERIZATION CATALYSTS AND METHODS OF USING THE SAME TO PRODUCE POLYOLEFIN PRODUCTS

FIG. 1



(57) Abstract: Polymerization catalyst systems including three or more catalyst compounds are provided. Methods for olefin polymerization including the aforementioned catalyst systems are also provided.

WO 2009/064482 A1

POLYMERIZATION CATALYSTS AND METHODS OF USING THE SAME TO PRODUCE POLYOLEFIN PRODUCTS

CROSS REFERENCE TO RELATED APPLICATIONS

[0001] This application claims the benefit of Serial No. 61/003,181, filed November 15, 2007, the disclosure of which is incorporated by reference in its entirety.

FIELD OF THE INVENTION

[0002] Polymerization catalyst systems including three or more catalyst compounds are provided. Methods for olefin polymerization including the aforementioned catalyst systems are also provided.

BACKGROUND

[0003] The use of metallocene compounds in polymerization catalysts, and the use of metallocene catalysts for polymerization are known. However, there remains an ongoing effort to develop metallocene catalysts, polymerization processes using such catalysts, and polyolefin resins and products made therewith, each having advantageous properties and performance.

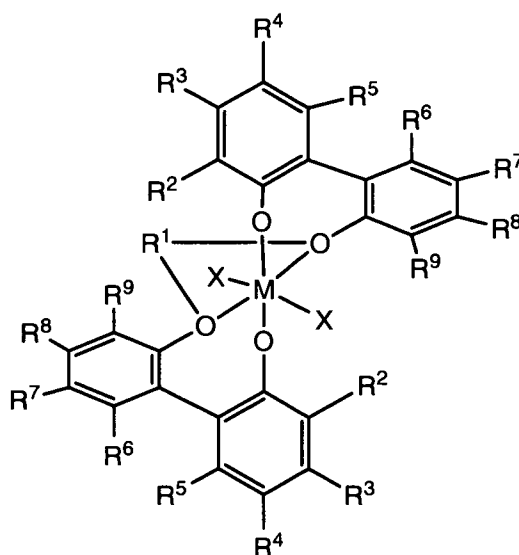
[0004] There are numerous references discussing metallocene catalyst systems comprising at least two catalyst components, wherein at least one component is a metallocene catalyst. *See*, for example, U.S. Patent Nos. 4,530,914, 4,937,299, 5,470,811, 5,516,848, 5,696,045, 6,492,472, 7,141,632, 7,163,906, 7,172,987, and EP-A2-0 743 327, EP-B 1-0 310 734, EP-B 1-516 018.

[0005] Additionally, there are also references directed to polymerization processes in which two or more polymerization reactors are joined in series, where one catalyst is used in a first reactor to produce a first polymer that is then fed into a second reactor with the same or different catalyst, typically under different reactor conditions. *See*, for example, U.S. Patent No. 5,665,818 and EP-B 1-0 527 221. However, series or multistage reactor processes are expensive and more difficult to operate.

[0006] Thus, there remains a need for new processes and catalyst compositions to produce multimodal polyolefin products.

SUMMARY

[0007] According to one embodiment there is provided a catalyst system comprising a first catalyst compound, a second catalyst compound, and a third catalyst compound, wherein the first catalyst compound is a metallocene, the second catalyst compound has the following Structure I:



Structure I

wherein M is a Group 4 metal (IUPAC; new notation), for example, M may be Ti, Zr, or Hf; each R¹ through R⁹ may be any of hydrides, halides, alkyls or aryls, wherein the alkyls or aryls may optionally be substituted; and X is at least one leaving group, for example, X may be any of F, Cl, Br, I, Me, Bnz, CH₂SiMe₃, or C₁ to C₅ alkyls; the third catalyst compound being a Group 15 atom and metal containing catalyst compound; and optionally at least one cocatalyst and/or at least one support.

BRIEF DESCRIPTION OF THE DRAWINGS

[0008] FIG. 1 provides a comparison of Van Gorp-Palmen plots of non-limiting example resins of the disclosure and conventional resins.

[0009] FIG. 2 provides a comparison of the melt strengths of non-limiting example resins of the disclosure and conventional resins having low MI.

[0010] FIG. 3 depicts the transient uniaxial extensional viscosity of non-limiting example resin 3 of the disclosure as a function of time.

[0011] FIG. 4 provides a comparison of the shear thinning characteristics of a non-limiting example resin of the disclosure and a control resin.

[0012] FIG. 5 provides a comparison of non-limiting example resins of the disclosure and conventional resins.

[0013] FIG. 6 provides a comparison of Van Gorp-Palmen plots of non-limiting example resins of the disclosure and a control resin.

[0014] FIG. 7 provides a comparison of Van Gorp-Palmen plots of non-limiting example resins of the disclosure and conventional resins.

DETAILED DESCRIPTION

[0015] Before the present compounds, components, compositions, and/or methods are disclosed and described, it is to be understood that unless otherwise indicated this invention is not limited to specific compounds, components, compositions, reactants, reaction conditions, ligands, metallocene structures, or the like, as such may vary, unless otherwise specified. It is also to be understood that the terminology used herein is for the purpose of describing particular embodiments only and is not intended to be limiting.

[0016] It must also be noted that, as used in the specification and the appended claims, the singular forms "a," "an," and "the" include plural referents unless otherwise specified. Thus, for example, reference to "a leaving group" as in a moiety "substituted with a leaving group" includes more than one leaving group, such that the moiety may be substituted with two or more such groups. Similarly, reference to "a halogen atom" as in a moiety "substituted with a halogen atom" includes more than one halogen atom, such that the moiety may be substituted with two or more halogen atoms, reference to "a substituent" includes one or more substituents, reference to "a ligand" includes one or more ligands, and the like.

[0017] As used herein, all reference to the Periodic Table of the Elements and groups thereof is to the NEW NOTATION published in HAWLEY'S CONDENSED CHEMICAL DICTIONARY, Thirteenth Edition, John Wiley & Sons, Inc., (1997) (reproduced there with permission from IUPAC), unless reference is made to the Previous IUPAC form noted with Roman numerals (also appearing in the same), or unless otherwise noted.

[0018] The present disclosure provides catalyst systems for olefin polymerization, methods of making and method of using said catalyst systems, and polymer and products made therewith. The catalyst systems of the disclosure comprise at least three catalyst compounds or components - a first catalyst compound, a second catalyst compound, and a third catalyst compound. The catalyst systems may further comprise one or more additional catalyst compounds. Any two or more catalyst systems of the disclosure may be combined to produce a catalyst system of the disclosure. The terms "mixed catalyst system" and "mixed catalyst" may be used interchangeably herein with "catalyst system."

[0019] In a class of embodiments, the catalyst systems of the present disclosure comprise a first catalyst component that produces generally low molecular weight polyolefin, and a second catalyst component that produces generally high molecular weight polyolefin. The third catalyst component may produce an intermediate molecular weight polyolefin. As known by one of skill in the art, although the precise molecular weight of a polyolefin produced by a polymerization catalyst in a polymerization reaction is dependent upon reaction conditions including, but not limited to, reaction temperature, hydrogen concentration, and comonomer concentration, catalysts can be described by the general molecular weight of the polyolefin they produce under standard reactor conditions, or a range of standard reactor conditions. The first catalyst component that produces low molecular weight polyolefin may be referred to herein as a "low molecular weight catalyst". The second catalyst component that produces generally high molecular weight polyolefin may be referred to herein as a "high molecular weight catalyst". The third catalyst component that produces the intermediate molecular weight polyolefin may be referred to as "intermediate

molecular weight catalyst". It should be understood that the molecular weight is in reference to the polymer produced by the catalyst and not the molecular weight of the catalyst itself.

[0020] As used herein, "low molecular weight" is defined to be a weight average molecular weight (Mw) in the range of from about 40,000 to about 200,000 g/mol, preferably from about 50,000 to about 180,000 g/mol, more preferably from about 60,000 to about 175,000 g/mol, and even more preferably from about 70,000 to about 150,000 g/mol. In one non-limiting embodiment, low molecular weight is about 100,000 g/mol. As used herein, "high molecular weight" is defined as a weight average molecular weight (Mw) greater than about 1 million g/mol, preferably greater than about 1.5 million g/mol, even more preferably greater than about 2 million g/mol, and still more preferably greater than about 3 million g/mol. In one non-limiting embodiment, high molecular weight is about 5 million g/mol. "Intermediate molecular weight" is defined as an Mw falling between that of the high and low defined above.

[0021] As used herein, the phrase "characterized by the formula" is not intended to be limiting and is used in the same way that "comprising" is commonly used. The term "independently selected" is used herein to indicate that the R groups, e.g., R¹, R², R³, R⁴, and R⁵ can be identical or different (e.g. R¹, R², R³, R⁴, and R⁵ may all be substituted alkyls or R¹ and R² may be a substituted alkyl and R³ may be an aryl, etc.). Use of the singular includes use of the plural and vice versa (e.g., a hexane solvent, includes hexanes). A named R group will generally have the structure that is recognized in the art as corresponding to R groups having that name.

[0022] The terms "compound" and "complex" are generally used interchangeably in this specification, but those of skill in the art may recognize certain compounds as complexes and vice versa.

[0023] The terms "precatalyst", "catalyst", "precatalyst metal compound", "catalyst metal compound", "catalyst component" are generally used interchangeably in this specification, but those of skill in the art may recognize certain precatalysts as catalysts and vice versa.

[0024] The terms "monomer" and "comonomer" are generally used interchangeably in this specification, but those of skill in the art may recognize certain monomers as comonomers and vice versa.

[0025] For the purposes of illustration, representative certain groups are defined herein. These definitions are intended to supplement and illustrate, not preclude, the definitions known to those of skill in the art. "Optional" or "optionally" means that the subsequently described event or circumstance may or may not occur, and that the description includes instances where said event or circumstance occurs and instances where it does not. For example, the phrase "optionally substituted hydrocarbyl" means that a hydrocarbyl moiety may or may not be substituted and that the description includes both unsubstituted hydrocarbyl and hydrocarbyl where there is substitution.

[0026] The term "alkyl" as used herein refers to a branched or unbranched saturated hydrocarbon group typically although not necessarily containing 1 to about 50 carbon atoms, such as methyl, ethyl, n-propyl, isopropyl, n-butyl, isobutyl, t-butyl, octyl, decyl, and the like, as well as cycloalkyl groups such as cyclopentyl, cyclohexyl and the like. Generally, although again not necessarily, alkyl groups herein may contain 1 to about 12 carbon atoms. The term "lower alkyl" intends an alkyl group of one to six carbon atoms, specifically one to four carbon atoms. The term alkyl also refers to divalent alkyls such as $-CR_2-$ which may be referred to as alkylenes or hydrocarbylenes and may be substituted with one or more substituent groups or heteroatom containing groups. "Substituted alkyl" refers to alkyl substituted with one or more substituent groups (e.g., benzyl or chloromethyl), and the terms "heteroatom-containing alkyl" and "heteroalkyl" refer to alkyl in which at least one carbon atom is replaced with a heteroatom (e.g., $-CH_2OCH_3$ is an example of a heteroalkyl).

[0027] The term "alkenyl" as used herein refers to a branched or unbranched hydrocarbon group typically although not necessarily containing 2 to about 50 carbon atoms and at least one double bond, such as ethenyl, n-propenyl, isopropenyl, n-butenyl, isobutenyl, octenyl, decenyl, and the like. Generally, although again not necessarily, alkenyl groups herein contain 2 to about 12 carbon

atoms. The term "lower alkenyl" intends an alkenyl group of two to six carbon atoms, specifically two to four carbon atoms. "Substituted alkenyl" refers to alkenyl substituted with one or more substituent groups, and the terms "heteroatom-containing alkenyl" and "heteroalkenyl" refer to alkenyl in which at least one carbon atom is replaced with a heteroatom.

[0028] The term "alkynyl" as used herein refers to a branched or unbranched hydrocarbon group typically although not necessarily containing 2 to about 50 carbon atoms and at least one triple bond, such as ethynyl, n-propynyl, isopropynyl, n-butyne, isobutyne, octynyl, decynyl, and the like. Generally, although again not necessarily, alkynyl groups herein may have 2 to about 12 carbon atoms. The term "lower alkynyl" intends an alkynyl group of two to six carbon atoms, specifically three or four carbon atoms. "Substituted alkynyl" refers to alkynyl substituted with one or more substituent groups, and the terms "heteroatom-containing alkynyl" and "heteroalkynyl" refer to alkynyl in which at least one carbon atom is replaced with a heteroatom.

[0029] The term "alkoxy" as used herein intends an alkyl group bound through a single, terminal ether linkage; that is, an "alkoxy" group may be represented as --O-alkyl where alkyl is as defined above. A "lower alkoxy" group intends an alkoxy group having one to six, more specifically one to four, carbon atoms. The term "aryloxy" is used in a similar fashion, with aryl as defined below. The term "hydroxy" refers to --OH.

[0030] Similarly, the term "alkylthio" as used herein intends an alkyl group bound through a single, terminal thioether linkage; that is, an "alkylthio" group may be represented as --S-alkyl where alkyl is as defined above. A "lower alkyl thio" group intends an alkyl thio group having one to six, more specifically one to four, carbon atoms. The term "arylthio" is used similarly, with aryl as defined below. The term "thioxy" refers to --SH.

[0031] The term "aryl" as used herein, and unless otherwise specified, refers to an aromatic substituent containing a single aromatic ring or multiple aromatic rings that are fused together, linked covalently, or linked to a common group such as a methylene or ethylene moiety. More specific aryl groups contain one aromatic

ring or two or three fused or linked aromatic rings, e.g., phenyl, naphthyl, biphenyl, anthracenyl, phenanthrenyl, and the like. In particular embodiments, aryl substituents have 1 to about 200 carbon atoms, typically 1 to about 50 carbon atoms, and specifically 1 to about 20 carbon atoms. "Substituted aryl" refers to an aryl moiety substituted with one or more substituent groups, (e.g., tolyl, mesityl and perfluorophenyl) and the terms "heteroatom-containing aryl" and "heteroaryl" refer to aryl in which at least one carbon atom is replaced with a heteroatom (e.g., rings such as thiophene, pyridine, isoxazole, pyrazole, pyrrole, furan, etc. or benzo-fused analogues of these rings are included in the term "heteroaryl"). In some embodiments herein, multi-ring moieties are substituents and in such an embodiment the multi-ring moiety can be attached at an appropriate atom. For example, "naphthyl" can be 1-naphthyl or 2-naphthyl; "anthracenyl" can be 1-anthracenyl, 2-anthracenyl or 9-anthracenyl; and "phenanthrenyl" can be 1-phenanthrenyl, 2-phenanthrenyl, 3-phenanthrenyl, 4-phenanthrenyl or 9-phenanthrenyl.

[0032] The term "aralkyl" refers to an alkyl group with an aryl substituent, and the term "aralkylene" refers to an alkylene group with an aryl substituent; the term "alkaryl" refers to an aryl group that has an alkyl substituent, and the term "alkarylene" refers to an arylenes group with an alkyl substituent.

[0033] The terms "halo" and "halogen" and "halide" are used in the conventional sense to refer to a chloro, bromo, fluoro or iodo substituent. The terms "haloalkyl," "haloalkenyl" or "haloalkynyl" (or "halogenated alkyl," "halogenated alkenyl," or "halogenated alkynyl") refers to an alkyl, alkenyl or alkynyl group, respectively, in which at least one of the hydrogen atoms in the group has been replaced with a halogen atom.

[0034] The term "heteroatom-containing" as in a "heteroatom-containing hydrocarbyl group" refers to a molecule or molecular fragment in which one or more carbon atoms is replaced with an atom other than carbon, e.g., nitrogen, oxygen, sulfur, phosphorus, boron or silicon. Similarly, the term "heteroalkyl" refers to an alkyl substituent that is heteroatom-containing, the term "heterocyclic" refers to a cyclic substituent that is heteroatom-containing, the term "heteroaryl"

refers to an aryl substituent that is heteroatom-containing, and the like. When the term "heteroatom-containing" appears prior to a list of possible heteroatom-containing groups, it is intended that the term apply to every member of that group. That is, the phrase "heteroatom-containing alkyl, alkenyl and alkynyl" is to be interpreted as "heteroatom-containing alkyl, heteroatom-containing alkenyl and heteroatom-containing alkynyl."

[0035] "Hydrocarbyl" refers to hydrocarbyl radicals containing 1 to about 50 carbon atoms, specifically 1 to about 24 carbon atoms, most specifically 1 to about 16 carbon atoms, including branched or unbranched, saturated or unsaturated species, such as alkyl groups, alkenyl groups, aryl groups, and the like. The term "lower hydrocarbyl" intends a hydrocarbyl group of one to six carbon atoms, specifically one to four carbon atoms. "Substituted hydrocarbyl" refers to hydrocarbyl substituted with one or more substituent groups, and the terms "heteroatom-containing hydrocarbyl" and "heterohydrocarbyl" refer to hydrocarbyl in which at least one carbon atom is replaced with a heteroatom.

[0036] By "substituted" as in "substituted hydrocarbyl," "substituted aryl," "substituted alkyl," "substituted alkenyl" and the like, as alluded to in some of the aforementioned definitions, is meant that in the hydrocarbyl, hydrocarbylene, alkyl, alkenyl, aryl or other moiety, at least one hydrogen atom bound to a carbon atom is replaced with one or more substituents that are functional groups such as hydroxyl, alkoxy, alkylthio, phosphino, amino, halo, silyl, and the like. When the term "substituted" appears prior to a list of possible substituted groups, it is intended that the term apply to every member of that group. That is, the phrase "substituted alkyl, alkenyl and alkynyl" is to be interpreted as "substituted alkyl, substituted alkenyl and substituted alkynyl." Similarly, "optionally substituted alkyl, alkenyl and alkynyl" is to be interpreted as "optionally substituted alkyl, optionally substituted alkenyl and optionally substituted alkynyl."

[0037] By "divalent" as in "divalent hydrocarbyl", "divalent alkyl", "divalent aryl" and the like, is meant that the hydrocarbyl, alkyl, aryl or other moiety is bonded at two points to atoms, molecules or moieties with the two bonding points being covalent bonds. The term "aromatic" is used in its usual sense, including

unsaturation that is essentially delocalized across multiple bonds, such as around a ring.

[0038] As used herein the term "silyl" refers to the $-\text{SiZ}^1\text{Z}^2\text{Z}^3$ radical, where each of $\text{SiZ}^1\text{Z}^2\text{Z}^3$ is independently selected from the group consisting of hydride and optionally substituted alkyl, alkenyl, alkynyl, heteroatom-containing alkyl, heteroatom-containing alkenyl, heteroatom-containing alkynyl, aryl, heteroaryl, alkoxy, aryloxy, amino, silyl and combinations thereof.

[0039] As used herein the term "boryl" refers to the $-\text{BZ}^1\text{Z}^2$ group, where each of Z^1 and Z^2 is as defined above. As used herein, the term "phosphino" refers to the group $-\text{PZ}^1\text{Z}^2$, where each of Z^1 and Z^2 is as defined above. As used herein, the term "phosphine" refers to the group: $\text{PZ}^1\text{Z}^2\text{Z}^3$, where each of Z^1 , Z^2 , Z^3 as defined above. The term "amino" is used herein to refer to the group $-\text{NZ}^1\text{Z}^2$, where each of Z^1 and Z^2 is as defined above. The term "amine" is used herein to refer to the group: $\text{NZ}^1\text{Z}^2\text{Z}^3$, where each of Z^1 , Z^2 , Z^3 is as defined above.

[0040] The term "saturated" refers to lack of double and triple bonds between atoms of a radical group such as ethyl, cyclohexyl, pyrrolidinyl, and the like. The term "unsaturated" refers to the presence of one or more double and triple bonds between atoms of a radical group such as vinyl, acetylide, oxazolinyl, cyclohexenyl, acetyl and the like.

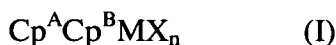
Catalyst System

[0041] The catalyst system in its various embodiments may comprise three or more catalyst compounds as described below, as well as the catalyst compounds described herein with any suitable polymerization catalyst known to those skilled in the art. In a class of embodiments, the catalyst system may comprise three or more catalyst compounds to produce a polymer product or composition that possesses a multimodal molecular weight distribution (MWD). A multimodal polymer/resin is defined herein as a polymer/resin comprising two or more peaks, preferably, more than two peaks, in its molecular weight distribution

Metallocene Catalysts

[0042] The metallocene catalyst component may include “half sandwich” and “full sandwich” compounds having one or more Cp ligands (cyclopentadienyl and ligands isolobal to cyclopentadienyl) bound to at least one Group 3 to Group 12 metal atom, and one or more leaving group(s) bound to the at least one metal atom. Hereinafter, these compounds will be referred to as “metallocenes” or “metallocene catalyst components”.

[0043] In one aspect, the one or more metallocene catalyst components are represented by the formula (I):



[0044] The metal atom “M” of the metallocene catalyst compound, as described throughout the specification and claims, may be selected from the group consisting of Groups 3 through 12 atoms and lanthanide Group atoms in one embodiment; and selected from the group consisting of Groups 3 through 10 atoms in a more particular embodiment, and selected from the group consisting of Sc, Ti, Zr, Hf, V, Nb, Ta, Mn, Re, Fe, Ru, Os, Co, Rh, Ir, and Ni in yet a more particular embodiment; and selected from the group consisting of Groups 4, 5 and 6 atoms in yet a more particular embodiment, and a Ti, Zr, Hf atoms in yet a more particular embodiment, and Zr in yet a more particular embodiment. The oxidation state of the metal atom “M” may range from 0 to +7 in one embodiment; and in a more particular embodiment, is +1, +2, +3, +4 or +5; and in yet a more particular embodiment is +2, +3 or +4. The groups bound the metal atom “M” is such that the compounds described below in the formulas and structures are neutral, unless otherwise indicated. The Cp ligand(s) form at least one chemical bond with the metal atom M to form the “metallocene catalyst compound”. The Cp ligands are distinct from the leaving groups bound to the catalyst compound in that they are not highly susceptible to substitution/abstraction reactions.

[0045] M is as described above; each X is chemically bonded to M; each Cp group is chemically bonded to M; and n is 0 or an integer from 1 to 4, and either 1 or 2 in a particular embodiment.

[0046] The ligands represented by Cp^{A} and Cp^{B} in formula (I) may be the same or different cyclopentadienyl ligands or ligands isolobal to cyclopentadienyl, either or both of which may contain heteroatoms and either or both of which may be substituted by a group R. In one embodiment, Cp^{A} and Cp^{B} are independently selected from the group consisting of cyclopentadienyl, indenyl, tetrahydroindenyl, fluorenyl, and substituted derivatives of each.

[0047] Independently, each Cp^{A} and Cp^{B} of formula (I) may be unsubstituted or substituted with any one or combination of substituent groups R. Non-limiting examples of substituent groups R as used in structure (I) include hydrogen radicals, hydrocarbyls, lower hydrocarbyls, substituted hydrocarbyls, heterohydrocarbyls, alkyls, lower alkyls, substituted alkyls, heteroalkyls, alkenyls, lower alkenyls, substituted alkenyls, heteroalkenyls, alkynyls, lower alkynyls, substituted alkynyls, heteroalkynyls, alkoxys, lower alkoxys, aryloxys, hydroxyls, alkylthios, lower alkyls thios, arylthios, thioxys, aryls, substituted aryls, heteroaryl, aralkyls, aralkylenes, alkaryl, alkarylenes, halides, haloalkyls, haloalkenyls, haloalkynyls, heteroalkyls, heterocycles, heteroaryl, heteroatom-containing groups, silyls, boryls, phosphinos, phosphines, aminos, amines, cycloalkyls, acyls, aroyls, alkylthiols, dialkylamines, alkylamid, alkoxy-carbonyls, aryloxy-carbonyls, carbomoyls, alkyl- and dialkyl-carbamoyls, acyloxys, acylaminos, aroylaminos, and combinations thereof.

[0048] More particular non-limiting examples of alkyl substituents R associated with formula (i) includes methyl, ethyl, propyl, butyl, pentyl, hexyl, cyclopentyl, cyclohexyl, benzyl, phenyl, methylphenyl, and tert-butylphenyl groups and the like, including all their isomers, for example tertiary-butyl, isopropyl, and the like. Other possible radicals include substituted alkyls and aryls such as, for example, fluoromethyl, fluoroethyl, difluoroethyl, iodopropyl, bromohexyl, chlorobenzyl and hydrocarbyl substituted organometalloid radicals including trimethylsilyl, trimethylgermyl, methyldiethylsilyl and the like; and halocarbyl-substituted organometalloid radicals including tris(trifluoromethyl)silyl, methylbis(difluoromethyl)silyl, bromomethyldimethylgermyl and the like; and disubstituted boron radicals including dimethylboron for example; and

disubstituted Group 15 radicals including dimethylamine, dimethylphosphine, diphenylamine, methylphenylphosphine, Group 16 radicals including methoxy, ethoxy, propoxy, phenoxy, methylsulfide and ethylsulfide. Other substituents R include olefins such as but not limited to olefinically unsaturated substituents including vinyl-terminated ligands, for example 3-butenyl, 2-propenyl, 5-hexenyl and the like. In one embodiment, at least two R groups, two adjacent R groups in one embodiment, are joined to form a ring structure having from 3 to 30 atoms selected from the group consisting of carbon, nitrogen, oxygen, phosphorous, silicon, germanium, aluminum, boron and combinations thereof. Also, a substituent group R group such as 1-butan-1-yl may form a bonding association to the element M.

[0049] Each X in formula (I) is independently selected from the group consisting of: any leaving group in one embodiment; halogen ions, hydrides, hydrocarbyls, lower hydrocarbyls, substituted hydrocarbyls, heterohydrocarbyls, alkyls, lower alkyls, substituted alkyls, heteroalkyls, alkenyls, lower alkenyls, substituted alkenyls, heteroalkenyls, alkynyls, lower alkynyls, substituted alkynyls, heteroalkynyls, alkoxys, lower alkoxys, aryloxys, hydroxyls, alkylthios, lower alkyls thios, arylthios, thioxys, aryls, substituted aryls, heteroaryl, aralkyls, aralkylenes, alkaryl, alkarylenes, halides, haloalkyls, haloalkenyls, haloalkynyls, heteroalkyls, heterocycles, heteroaryl, heteroatom-containing groups, silyls, boryls, phosphinos, phosphines, aminos, amines, cycloalkyls, acyls, aroyls, alkylthiols, dialkylamines, alkylamid, alkoxycarbonyls, aryloxy carbonyls, carbomoyls, alkyl- and dialkyl-carbamoyls, acyloxys, acylaminos, aroylaminos, and combinations thereof. In another embodiment, X is C₁ to C₁₂ alkyls, C₂ to C₁₂ alkenyls, C₆ to C₁₂ aryls, C₇ to C₂₀ alkylaryl, C₁ to C₁₂ alkoxys, C₆ to C₁₆ aryloxys, C₇ to C₁₈ alkylaryloxys, C₁ to C₁₂ fluoroalkyls, C₆ to C₁₂ fluoroaryl, and C₁ to C₁₂ heteroatom-containing hydrocarbons and substituted derivatives thereof in a more particular embodiment; hydride, halogen ions, C₁ to C₆ alkyls, C₂ to C₆ alkenyls, C₇ to C₁₈ alkylaryl, C₁ to C₆ alkoxys, C₆ to C₁₄ aryloxys, C₇ to C₁₆ alkylaryloxys, C₁ to C₆ alkylcarboxylates, C₁ to C₆ fluorinated alkylcarboxylates, C₆ to C₁₂ arylcarboxylates, C₇ to C₁₈ alkylarylcarboxylates, C₁ to C₆ fluoroalkyls, C₂ to C₆ fluoroalkenyls, and C₇ to C₁₈ fluoroalkylaryl in yet a

more particular embodiment; hydride, chloride, fluoride, methyl, phenyl, phenoxy, benzoxy, tosyl, fluoromethyls and fluorophenyls in yet a more particular embodiment; C₁ to C₁₂ alkyls, C₂ to C₁₂ alkenyls, C₆ to C₁₂ aryls, C₇ to C₂₀ alkylaryl, substituted C₁ to C₁₂ alkyls, substituted C₆ to C₁₂ aryls, substituted C₇ to C₂₀ alkylaryl and C₁ to C₁₂ heteroatom-containing alkyls, C₁ to C₁₂ heteroatom-containing aryls and C₁ to C₁₂ heteroatom-containing alkylaryl in yet a more particular embodiment; chloride, fluoride, C₁ to C₆ alkyls, C₂ to C₆ alkenyls, C₇ to C₁₈ alkylaryl, halogenated C₁ to C₆ alkyls, halogenated C₂ to C₆ alkenyls, and halogenated C₇ to C₁₈ alkylaryl in yet a more particular embodiment; fluoride, methyl, ethyl, propyl, phenyl, methylphenyl, dimethylphenyl, trimethylphenyl, fluoromethyls (mono-, di- and trifluoromethyls) and fluorophenyls (mono-, di-, tri-, tetra- and pentafluorophenyls) in yet a more particular embodiment.

[0050] Other non-limiting examples of X groups in formula (I) include amines, phosphines, ethers, carboxylates, dienes, hydrocarbon radicals having from 1 to 20 carbon atoms, fluorinated hydrocarbon radicals (*e.g.*, -C₆F₅ (pentafluorophenyl)), fluorinated alkylcarboxylates (*e.g.*, CF₃C(O)O⁻), hydrides and halogen ions and combinations thereof. Other examples of X ligands include alkyl groups such as cyclobutyl, cyclohexyl, methyl, heptyl, tolyl, trifluoromethyl, tetramethylene, pentamethylene, methylidene, methoxy, ethoxy, propoxy, phenoxy, bis(N-methylanilide), dimethylamide, dimethylphosphide radicals and the like. In one embodiment, two or more X's form a part of a fused ring or ring system.

[0051] In another aspect, the metallocene catalyst component includes those of formula (I) where Cp^A and Cp^B are bridged to each other by at least one bridging group, (A), such that the structure is represented by formula (II):



[0052] These bridged compounds represented by formula (II) are known as "bridged metallocenes". Cp^A, Cp^B, M, X and n are as defined above for formula (I); and wherein each Cp ligand is chemically bonded to M, and (A) is chemically bonded to each Cp. Non-limiting examples of bridging group (A) include divalent alkyls, divalent lower alkyls, divalent substituted alkyls, divalent heteroalkyls,

divalent alkenyls, divalent lower alkenyls, divalent substituted alkenyls, divalent heteroalkenyls, divalent alkynyls, divalent lower alkynyls, divalent substituted alkynyls, divalent heteroalkynyls, divalent alkoxys, divalent lower alkoxys, divalent aryloxys, divalent alkylthios, divalent lower alkyl thios, divalent arylthios, divalent aryls, divalent substituted aryls, divalent heteroaryls, divalent aralkyls, divalent aralkylenes, divalent alkaryls, divalent alkarylenes, divalent haloalkyls, divalent haloalkenyls, divalent haloalkynyls, divalent heteroalkyls, divalent heterocycles, divalent heteroaryls, divalent heteroatom-containing groups, divalent hydrocarbyls, divalent lower hydrocarbyls, divalent substituted hydrocarbyls, divalent heterohydrocarbyls, divalent silyls, divalent boryls, divalent phosphinos, divalent phosphines, divalent aminos, divalent amines, divalent ethers, divalent thioethers. Additional non-limiting examples of bridging group A include divalent hydrocarbon groups containing at least one Group 13 to 16 atom, such as but not limited to at least one of a carbon, oxygen, nitrogen, silicon, aluminum, boron, germanium and tin atom and combinations thereof; wherein the heteroatom may also be C₁ to C₁₂ alkyl or aryl substituted to satisfy neutral valency. The bridging group (A) may also contain substituent groups R as defined above for formula (I) including halogen radicals and iron. More particular non-limiting examples of bridging group (A) are represented by C₁ to C₆ alkyls, substituted C₁ to C₆ alkyls, oxygen, sulfur, R'₂C=, R'₂Si=, —Si(R')₂Si(R'₂)—, R'₂Ge=, R'P= (wherein "=" represents two chemical bonds), where R' is independently selected from the group consisting of hydride, hydrocarbyl, substituted hydrocarbyl, halocarbyl, substituted halocarbyl, hydrocarbyl-substituted organometalloid, halocarbyl-substituted organometalloid, disubstituted boron, disubstituted Group 15 atoms, substituted Group 16 atoms, and halogen radical; and wherein two or more R' may be joined to form a ring or ring system. In one embodiment, the bridged metallocene catalyst component of formula (II) has two or more bridging groups (A).

[0053] Other non-limiting examples of bridging group (A) include methylene, ethylene, ethylidene, propylidene, isopropylidene, diphenylmethylene, 1,2-dimethylethylene, 1,2-diphenylethylene, 1,1,2,2-tetramethylethylene, dimethylsilyl, diethylsilyl, methyl-ethylsilyl, trifluoromethylbutylsilyl,

bis(trifluoromethyl)silyl, di(n-butyl)silyl, di(n-propyl)silyl, di(i-propyl)silyl, di(n-hexyl)silyl, dicyclohexylsilyl, diphenylsilyl, cyclohexylphenylsilyl, t-butylcyclohexylsilyl, di(t-butylphenyl)silyl, di(p-tolyl)silyl and the corresponding moieties wherein the Si atom is replaced by a Ge or a C atom; dimethylsilyl, diethylsilyl, dimethylgermyl and diethylgermyl.

[0054] In another embodiment, bridging group (A) may also be cyclic, comprising, for example 4 to 10, 5 to 7 ring members in a more particular embodiment. The ring members may be selected from the elements mentioned above, from one or more of B, C, Si, Ge, N and O in a particular embodiment. Non-limiting examples of ring structures which may be present as or part of the bridging moiety are cyclobutylidene, cyclopentylidene, cyclohexylidene, cycloheptylidene, cyclooctylidene and the corresponding rings where one or two carbon atoms are replaced by at least one of Si, Ge, N and O, in particular, Si and Ge. The bonding arrangement between the ring and the Cp groups may be either cis-, trans-, or a combination.

[0055] The cyclic bridging groups (A) may be saturated or unsaturated and/or carry one or more substituents and/or be fused to one or more other ring structures. If present, the one or more substituents are selected from the group consisting of hydrocarbyl (*e.g.*, alkyl such as methyl) and halogen (*e.g.*, F, Cl) in one embodiment. The one or more Cp groups which the above cyclic bridging moieties may optionally be fused to may be saturated or unsaturated and are selected from the group consisting of those having 4 to 10, more particularly 5, 6 or 7 ring members (selected from the group consisting of C, N, O and S in a particular embodiment) such as, for example, cyclopentyl, cyclohexyl and phenyl. Moreover, these ring structures may themselves be fused such as, for example, in the case of a naphthyl group. Moreover, these (optionally fused) ring structures may carry one or more substituents. Illustrative, non-limiting examples of these substituents are hydrocarbyl (particularly alkyl) groups and halogen atoms.

[0056] The ligands Cp^A and Cp^B of formula (I) and (II) are different from each other in one embodiment, and the same in another embodiment.

[0057] In yet another aspect, the metallocene catalyst components include mono-ligand metallocene compounds (*e.g.*, mono cyclopentadienyl catalyst components) such as described in WO 93/08221 for example. In this embodiment, the at least one metallocene catalyst component is a bridged “half-sandwich” metallocene represented by the formula (III):



wherein Cp^{A} is defined above and is bound to M; (A) is defined above and is a bridging group bonded to Q and Cp^{A} ; and wherein an atom from the Q group is bonded to M; and n is 0 or an integer from 1 to 3; 1 or 2 in a particular embodiment. In formula (III), Cp^{A} , (A) and Q may form a fused ring system. The X groups and n of formula (III) are as defined above in formula (I) and (II). In one embodiment, Cp^{A} is selected from the group consisting of cyclopentadienyl, indenyl, tetrahydroindenyl, fluorenyl, substituted versions thereof, and combinations thereof.

[0058] In formula (III), Q is a heteroatom-containing ligand in which the bonding atom (the atom that is bonded with the metal M) is selected from the group consisting of Group 15 atoms and Group 16 atoms in one embodiment, and selected from the group consisting of nitrogen, phosphorus, oxygen or sulfur atom in a more particular embodiment, and nitrogen and oxygen in yet a more particular embodiment. Non-limiting examples of Q groups include ethers, amines, phosphines, thioethers, alkylamines, arylamines, mercapto compounds, ethoxy compounds, carboxylates (*e.g.*, pivalate), carbamates, azenyl, azulene, pentalene, phosphoyl, phosphinimine, pyrrolyl, pyrozoilyl, carbazoly, borabenzene other compounds comprising Group 15 and Group 16 atoms capable of bonding with M.

[0059] In yet another aspect, the at least one metallocene catalyst component is an unbridged “half sandwich” metallocene represented by the formula (iV):

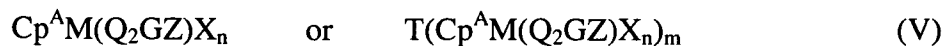


wherein Cp^{A} is defined as for the Cp groups in (I) and is a ligand that is bonded to M; each Q is independently bonded to M; Q is also bound to Cp^{A} in one

embodiment; X is a leaving group as described above in (I); n ranges from 0 to 3, and is 1 or 2 in one embodiment; q ranges from 0 to 3, and is 1 or 2 in one embodiment. In one embodiment, Cp^A is selected from the group consisting of cyclopentadienyl, indenyl, tetrahydroindenyl, fluorenyl, substituted version thereof, and combinations thereof.

[0060] In formula (iV), Q is selected from the group consisting of ROO^- , $RO-$, $R(O)-$, $-NR-$, $-CR_2-$, $-S-$, $-NR_2$, $-CR_3$, $-SR$, $-SiR_3$, $-PR_2$, $-H$, and substituted and unsubstituted aryl groups, wherein R is selected from the group consisting of hydrocarbyls, lower hydrocarbyls, substituted hydrocarbyls, heterohydrocarbyls, alkyls, lower alkyls, substituted alkyls, heteroalkyls, alkenyls, lower alkenyls, substituted alkenyls, heteroalkenyls, alkynyls, lower alkynyls, substituted alkynyls, heteroalkynyls, alkoxys, lower alkoxys, aryloxys, hydroxyls, alkylthios, lower alkyls thios, arylthios, thioxys, aryls, substituted aryls, heteroaryls, aralkyls, aralkylenes, alkaryls, alkarylenes, halides, haloalkyls, haloalkenyls, haloalkynyls, heteroalkyls, heterocycles, heteroaryls, heteroatom-containing groups, silyls, boryls, phosphinos, phosphines, aminos, amines, cycloalkyls, acyls, aroyls, alkylthiols, dialkylamines, alkylamidols, alkoxycarbonyls, aryloxycarbonyls, carbomoyls, alkyl- and dialkyl-carbamoyls, acyloxys, acylaminos, aroylaminos, and combinations thereof. In another embodiment, R is selected from C_1 to C_6 alkyls, C_6 to C_{12} aryls, C_1 to C_6 alkylamines, C_6 to C_{12} alkylarylamines, C_1 to C_6 alkoxys, C_6 to C_{12} aryloxys, and the like. Non-limiting examples of Q include C_1 to C_{12} carbamates, C_1 to C_{12} carboxylates (*e.g.*, pivalate), C_2 to C_{20} allyls, and C_2 to C_{20} heteroallyl moieties.

[0061] Described another way, the “half sandwich” metallocenes above can be described as in formula (II), such as described in, for example, US 6,069,213:



wherein M, Cp^A , X and n are as defined above;

$Q_2 GZ$ forms a polydentate ligand unit (*e.g.*, pivalate), wherein at least one of the Q groups form a bond with M, and is defined such that each Q is independently selected from the group consisting of $-O-$, $-NR-$, $-CR_2-$ and $-S-$;

G is either carbon or silicon; and Z is selected from the group consisting of R, –OR, –NR₂, –CR₃, –SR, –SiR₃, –PR₂, and hydride, providing that when Q is –NR–, then Z is selected from the group consisting of –OR, –NR₂, –SR, –SiR₃, –PR₂; and provided that neutral valency for Q is satisfied by Z; and wherein each R is independently selected from the group consisting of hydrocarbyls, lower hydrocarbyls, substituted hydrocarbyls, heterohydrocarbyls, alkyls, lower alkyls, substituted alkyls, heteroalkyls, alkenyls, lower alkenyls, substituted alkenyls, heteroalkenyls, alkynyls, lower alkynyls, substituted alkynyls, heteroalkynyls, alkoxys, lower alkoxys, aryloxys, hydroxyls, alkylthios, lower alkyls thios, arylthios, thioxys, aryls, substituted aryls, heteroaryls, aralkyls, aralkylenes, alkaryl, alkarylenes, halides, haloalkyls, haloalkenyls, haloalkynyls, heteroalkyls, heterocycles, heteroaryls, heteroatom-containing groups, silyls, boryls, phosphinos, phosphines, aminos, amines, cycloalkyls, acyls, aroyls, alkylthiols, dialkylamines, alkylamidols, alkoxycarbonyls, aryloxycarbonyls, carbomoyls, alkyl- and dialkyl-carbamoyls, acyloxys, acylaminos, aroylaminos, and combinations thereof. In another embodiment, R is selected from the group consisting of C₁ to C₁₀ heteroatom containing groups, C₁ to C₁₀ alkyls, C₆ to C₁₂ aryls, C₆ to C₁₂ alkylaryl, C₁ to C₁₀ alkoxys, and C₆ to C₁₂ aryloxys;

n is 1 or 2 in a particular embodiment; and

T is a bridging group selected from the group consisting of C₁ to C₁₀ alkylenes, C₆ to C₁₂ arylenes and C₁ to C₁₀ heteroatom containing groups, and C₆ to C₁₂ heterocyclic groups; wherein each T group bridges adjacent “Cp^AM(Q₂GZ)X_n” groups, and is chemically bonded to the Cp^A groups.

m is an integer from 1 to 7; m is an integer from 2 to 6 in a more particular embodiment.

[0062] By “derivatives thereof”, it is meant any substitution or ring formation as described above; and in particular, replacement of the metal “M” (Cr, Zr, Ti or Hf) with an atom selected from the group consisting of Cr, Zr, Hf and Ti; and replacement of the “X” group with any of C₁ to C₅ alkyls, C₆ aryls, C₆ to C₁₀ alkylaryl, fluorine or chlorine; n is 1, 2 or 3.

[0063] It is contemplated that the metallocene catalysts components described above include their structural or optical or enantiomeric isomers (racemic mixture), and may be a pure enantiomer in one embodiment.

[0064] As used herein, a single, bridged, asymmetrically substituted metallocene catalyst component having a racemic and/or meso isomer does not, itself, constitute at least two different bridged, metallocene catalyst components.

[0065] The “metallocene catalyst component” may comprise any combination of any “embodiment” described herein.

[0066] Metallocene compounds and catalysts are known in the art and any one or more may be utilized herein. Suitable metallocenes include but are not limited to all of the metallocenes disclosed and referenced in the U.S. Patents cited above, as well as those disclosed and referenced in U.S. Patent Nos. 7,179,876, 7,169,864, 7,157,531, 7,129,302, 6,995,109, 6,958,306, 6,884,748, 6,689,847, U.S. Patent Application publication number 2007/0055028, and published PCT Application Nos. WO 97/22635, WO 00/699/22, WO 01/30860, WO 01/30861, WO 02/46246, WO 02/50088, WO 04/026921, and WO 06/019494, all fully incorporated herein by reference. Additional catalysts suitable for use herein include those referenced in U.S. Patent Nos. 6,309,997, 6,265,338, U.S. Patent Application publication number 2006/019925, and the following articles: Chem Rev 2000, 100, 1253, Resconi; Chem Rev 2003, 103, 283; Chem Eur. J. 2006, 12, 7546 Mitsui; J Mol Catal A 2004, 213, 141; Macromol Chem Phys, 2005, 206, 1847; and J Am Chem Soc 2001, 123, 6847.

Group 15 Atom and Metal Containing Catalyst

[0067] “Group 15 Atom and Metal Containing Catalyst” or “Group 15-containing catalyst components”, as used interchangeably and referred to herein, include Group 3 to Group 12 metal complexes, wherein the metal is 2 to 4 coordinate, the coordinating moiety or moieties including at least two Group 15 atoms, and up to four Group 15 atoms. In one embodiment, the Group 15-containing catalyst component is a complex of a Group 4 metal and from one to four ligands such that the Group 4 metal is at least 2 coordinate, the coordinating moiety or moieties

including at least two nitrogens. Representative Group 15-containing compounds are disclosed in, for example, WO 98/46651, WO 99/01460; EP A1 0 893,454; EP A1 0 894 005; US 5,318,935; US 5,889,128 US 6,333,389 B2 and US 6,271,325 B1.

[0068] In one embodiment, the Group 15-containing catalyst components may include Group 4 imino-phenol complexes, Group 4 bis(amide) complexes, and Group 4 pyridyl-amide complexes that are active towards olefin polymerization to any extent.

[0069] The Group 15-containing catalyst component may be more particularly described by the following formula (VII):



[0070] wherein β and γ are groups that each comprise at least one Group 14 to Group 16 atom; and β (when present) and γ are groups bonded to M through between 2 and 6 Group 14 to Group 16 atoms, at least two atoms being Group 15-containing atoms.

[0071] More particularly, β and γ are groups selected from Group 14 and Group 15-containing: alkyls, aryls, alkylaryls, and heterocyclic hydrocarbons, and chemically bonded combinations thereof in one embodiment; and selected from Group 14 and Group 15-containing: C₁ to C₁₀ alkyls, C₆ to C₁₂ aryls, C₆ to C₁₈ alkylaryls, and C₄ to C₁₂ heterocyclic hydrocarbons, and chemically bonded combinations thereof in a more particular embodiment; and selected from C₁ to C₁₀ alkylamines, C₁ to C₁₀ alkoxys, C₆ to C₂₀ alkylaryl amines, C₆ to C₁₈ alkylaryloxys, and C₄ to C₁₂ nitrogen containing heterocyclic hydrocarbons, and C₄ to C₁₂ alkyl substituted nitrogen containing heterocyclic hydrocarbons and chemically bonded combinations thereof in yet a more particular embodiment; and selected from aniliny ls, pyridyls, quinoly ls, pyrroly ls, pyrimidyls, puriny ls, imidazyls, indoly ls, C₁ to C₆ alkyl substituted groups selected from aniliny ls, pyridyls, quinoly ls, pyrroly ls, pyrimidyls, puriny ls, imidazyls, indoly ls; C₁ to C₆ alkylamine substituted groups selected from aniliny ls, pyridyls, quinoly ls, pyrroly ls, pyrimidyls, puriny ls, imidazyls, indoly ls, amine substituted aniliny ls, pyridyls, quinoly ls, pyrroly ls, pyrimidyls, puriny ls, imidazyls, and indoly ls;

hydroxy substituted groups selected from anilinylys, pyridyls, quinolylys, pyrrolyls, pyrimidyls, purinylys, imidazyls, and indolylys; methyl-substituted phenylamines, and chemically bonded combinations thereof in yet a more particular embodiment;

[0072] α is a linking (or “bridging”) moiety that, when present, forms a chemical bond to each of β and γ , or two γ ’s, thus forming a “ $\gamma\alpha\gamma$ ” or “ $\gamma\alpha\beta$ ” ligand bound to M; α may also comprise a Group 14 to Group 16 atom which may be bonded to M through the Group 14 to Group 16 atom in one embodiment; and more particularly, α is a divalent bridging group selected from divalent alkyls, divalent lower alkyls, divalent substituted alkyls, divalent heteroalkyls, divalent alkenyls, divalent lower alkenyls, divalent substituted alkenyls, divalent heteroalkenyls, divalent alkynyls, divalent lower alkynyls, divalent substituted alkynyls, divalent heteroalkynyls, divalent alkoxys, divalent lower alkoxys, divalent aryloxys, divalent alkylthios, divalent lower alkyl thios, divalent arylthios, divalent aryls, divalent substituted aryls, divalent heteroaryls, divalent aralkyls, divalent aralkylenes, divalent alkaryl, divalent alkarylenes, divalent haloalkyls, divalent haloalkenyls, divalent haloalkynyls, divalent heteroalkyls, divalent heterocycles, divalent heteroaryls, divalent heteroatom-containing groups, divalent hydrocarbyls, divalent lower hydrocarbyls, divalent substituted hydrocarbyls, divalent heterohydrocarbyls, divalent silyls, divalent boryls, divalent phosphinos, divalent phosphines, divalent aminos, divalent amines, divalent ethers, divalent thioethers, alkylenes, arylenes, alkenylenes, heterocyclic arylenes, alkylarylenes, heteroatom containing alkylenes, heteroatom containing alkenylenes and heterocyclic hydrocarbonylenes in one embodiment; and selected from C_1 to C_{10} alkylenes, C_2 to C_{10} alkenylenes, C_6 to C_{12} arylenes, C_1 to C_{10} divalent ethers, C_6 to C_{12} O- or N-containing arylenes, C_2 to C_{10} alkyleneamines, C_6 to C_{12} aryleneamines, and substituted derivatives thereof in yet a more particular embodiment;

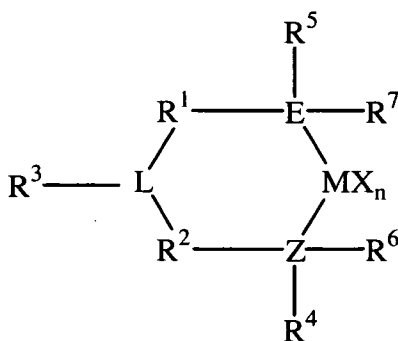
[0073] a is an integer from 0 to 2; a is either 0 or 1 in a more particular embodiment; and a is 1 in yet a more particular embodiment; b is an integer from 0 to 2; g is an integer from 1 to 2; wherein in one embodiment, a is 1, b is 0 and g is 2; M is selected from Group 3 to Group 12 atoms in one embodiment; and selected from Group 3 to Group 10 atoms in a more particular embodiment; and

selected from Group 3 to Group 6 atoms in yet a more particular embodiment; and selected from Ni, Cr, Ti, Zr and Hf in yet a more particular embodiment; and selected from Zr and Hf in yet a more particular embodiment; each X is as defined above; and n is an integer from 0 to 4 in one embodiment; and an integer from 1 to 3 in a more particular embodiment; and an integer from 2 to 3 in yet a more particular embodiment.

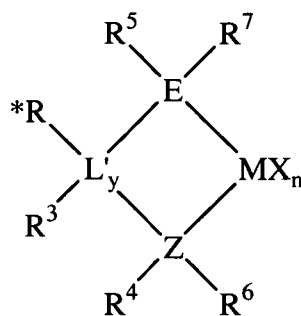
[0074] As used herein, “chemically bonded combinations thereof” means that adjacent groups, (β and γ groups) may form a chemical bond between them; in one embodiment, the β and γ groups are chemically bonded through one or more α groups there between.

[0075] As used herein, the terms “alkyleneamines”, “aryleneamines”, describe alkylamines and arylamines (respectively) that are deficient by two hydrogens, thus forming chemical bonds with two adjacent γ groups, or adjacent β and γ groups. Thus, an example of an alkyleneamine is $-\text{CH}_2\text{CH}_2\text{N}(\text{CH}_3)\text{CH}_2\text{CH}_2-$, and an example of a heterocyclic hydrocarbylene or aryleneamine is $-\text{C}_5\text{H}_3\text{N}-$ (divalent pyridine). An “alkylene-arylamine” is a group such as, for example, $-\text{CH}_2\text{CH}_2(\text{C}_5\text{H}_3\text{N})\text{CH}_2\text{CH}_2-$.

[0076] Described another way, the Group 15-containing catalyst component is represented by the structures (VII) and (IX):



(VII)



(IX)

wherein E and Z are Group 15 elements independently selected from nitrogen and phosphorus in one embodiment; and nitrogen in a more particular embodiment;

[0077] L is selected from Group 15 atoms, Group 16 atoms, Group 15-containing hydrocarbylenes and a Group 16 containing hydrocarbylenes in one embodiment; wherein R^3 is absent when L is a Group 16 atom; in yet a more particular embodiment, when R^3 is absent, L is selected from heterocyclic hydrocarbylenes; and in yet a more particular embodiment, L is selected from nitrogen, phosphorous, anilinyis, pyridyls, quinolyis, pyrrolyis, pyrimidyls, purinyis, imidazyls, indolyis; C_1 to C_6 alkyl substituted groups selected from anilinyis, pyridyls, quinolyis, pyrrolyis, pyrimidyls, purinyis, imidazyls, and indolyis; C_1 to C_6 alkylamine substituted groups selected from anilinyis, pyridyls, quinolyis, pyrrolyis, pyrimidyls, purinyis, imidazyls, and indolyis; amine substituted anilinyis, pyridyls, quinolyis, pyrrolyis, pyrimidyls, purinyis, imidazyls, and indolyis; hydroxy substituted groups selected from anilinyis, pyridyls, quinolyis, pyrrolyis, pyrimidyls, purinyis, imidazyls, and indolyis; methyl-substituted phenylamines, substituted derivatives thereof, and chemically bonded combinations thereof;

[0078] L' is selected from Group 15 atoms, Group 16 atoms, and Group 14 atoms in one embodiment; and selected from Group 15 and Group 16 atoms in a more particular embodiment; and is selected from groups as defined by L above in yet a more particular embodiment, wherein “EZL” and “EZL'” may be referred to as a “ligand”, the EZL and EZL' ligands comprising the R^* and R^1 - R^7 groups;

wherein L and L' may or may not form a bond with M;

y is an integer ranging from 0 to 2 (when y is 0, group L' , R^* and R^3 are absent);

M is selected from Group 3 to Group 5 atoms, Group 4 atoms in a more particular embodiment, and selected from Zr and Hf in yet a more particular embodiment;

n is an integer ranging from 1 to 4 in one embodiment; n is an integer ranging from 2 to 3 in a more particular embodiment;

each X is as defined above;

[0079] R^1 and R^2 are independently: divalent bridging groups selected from alkylenes, arylenes, heteroatom containing alkylenes, heteroatom containing arylenes, substituted alkylenes, substituted arylenes and substituted heteroatom containing alkylenes, wherein the heteroatom is selected from silicon, oxygen, nitrogen, germanium, phosphorous, boron and sulfur in one embodiment; selected from C_1 to C_{20} alkylenes, C_6 to C_{12} arylenes, heteroatom-containing C_1 to C_{20} alkylenes and heteroatom-containing C_6 to C_{12} arylenes in a more particular embodiment; and in yet a more particular embodiment selected from $-CH_2-$, $-C(CH_3)_2-$, $-C(C_6H_5)_2-$, $-CH_2CH_2-$, $-CH_2CH_2CH_2-$, $-Si(CH_3)_2-$, $-Si(C_6H_5)_2-$, $-C_6H_{10}-$, $-C_6H_4-$, and substituted derivatives thereof, the substitutions including C_1 to C_4 alkyls, phenyl, and halogen radicals;

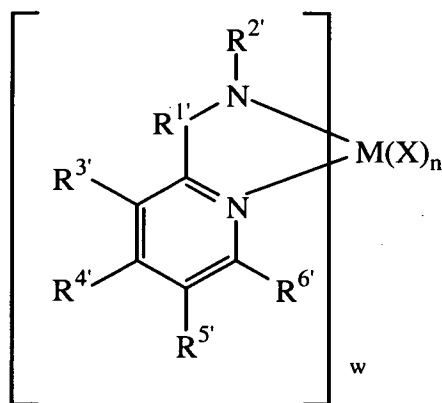
[0080] R^3 is absent in one embodiment; a group selected from hydrocarbyl groups, hydrogen radical, halogen radicals, and heteroatom-containing groups in a more particular embodiment; and selected from linear alkyls, cyclic alkyls, and branched alkyls having 1 to 20 carbon atoms in yet a more particular embodiment;

[0081] $*R$ is absent in one embodiment; a group selected from hydrogen radical, Group 14 atom containing groups, halogen radicals, and a heteroatom-containing groups in yet a more particular embodiment;

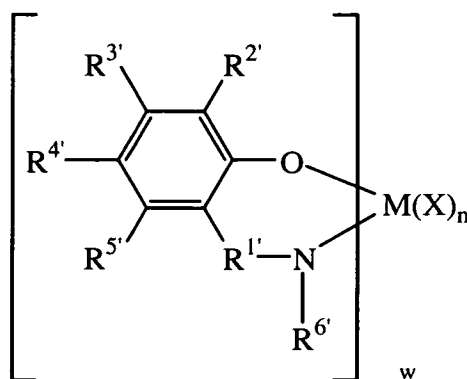
[0082] R^4 and R^5 are independently: groups selected from alkyls, aryls, substituted aryls, cyclic alkyls, substituted cyclic alkyls, cyclic arylalkyls, substituted cyclic arylalkyls and multiple ring systems in one embodiment, each group having up to 20 carbon atoms, and between 3 and 10 carbon atoms in a more particular embodiment; selected from C_1 to C_{20} alkyls, C_1 to C_{20} aryls, C_1 to C_{20} arylalkyls, and heteroatom-containing groups (for example PR_3 , where R is an alkyl group) in yet a more particular embodiment; and

[0083] R^6 and R^7 are independently: absent in one embodiment; groups selected from hydrogen radicals, halogen radicals, heteroatom-containing groups and hydrocarbyls in a more particular embodiment; selected from linear, cyclic and branched alkyls having from 1 to 20 carbon atoms in yet a more particular embodiment; wherein R^1 and R^2 may be associated with one another, and/or R^4 and R^5 may be associated with one another as through a chemical bond.

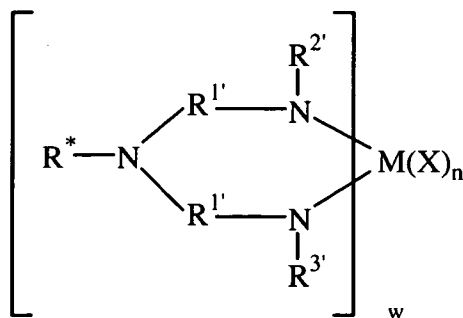
[0084] Described yet more particularly, the Group 15-containing catalyst component can be described as the embodiments shown in structures (X), (XI) and (XII) (where "N" is nitrogen):



(X)



(XI)



(XII)

[10085] wherein structure (X) represents pyridyl-amide structures, structure (XI) represents imino-phenol structures, and structure (XII) represents bis(amide) structures; wherein w is an integer from 1 to 3, and 1 or 2 in a more particular embodiment, and 1 in yet a more particular embodiment; M is a Group 3 to Group 13 element, a Group 3 to Group 6 element in a more particular embodiment, and a Group 4 element in yet a more particular embodiment; each X is independently selected from hydrogen radicals, halogen ions (desirably, anions of fluorine, chlorine, and bromine); C₁ to C₆ alkyls; C₁ to C₆ fluoroalkyls, C₆ to C₁₂ aryls; C₆ to C₁₂ fluoroalkyls, C₁ to C₆ alkoxys, C₆ to C₁₂ aryloxys, and C₇ to C₁₈ alkylaryloxys; n is an integer ranging from 0 to 4, and from 1 to 3 in a more particular embodiment, and from 2 to 3 in yet a more particular embodiment, and 2 in yet a more particular embodiment;

[0086] and further, wherein in structures (X), (XI), and (XII), R^{1'} is selected from hydrocarbylenes and heteroatom-containing hydrocarbylenes in one embodiment, and selected from -SiR₂-, alkylenes, arylenes, alkenylenes and substituted alkylenes, substituted alkenylenes and substituted arylenes in another embodiment; and selected from -SiR₂-, C₁ to C₆ alkylenes, C₆ to C₁₂ arylenes, C₁ to C₆ substituted alkylenes and C₆ to C₁₂ substituted arylenes in another embodiment, wherein R is selected from C₁ to C₆ alkyls and C₆ to C₁₂ aryls; and

[0087] R², R³, R⁴, R⁵, R⁶, and R* are independently selected from hydride, C₁ to C₁₀ alkyls, C₆ to C₁₂ aryls, C₆ to C₁₈ alkylaryls, C₄ to C₁₂ heterocyclic hydrocarbyls, substituted C₁ to C₁₀ alkyls, substituted C₆ to C₁₂ aryls, substituted C₆ to C₁₈ alkylaryls, and substituted C₄ to C₁₂ heterocyclic hydrocarbyls and chemically bonded combinations thereof in one embodiment; wherein R* is

absent in a particular embodiment; and in another embodiment, R^*-N represents a nitrogen containing group or ring such as a pyridyl group or a substituted pyridyl group that is bridged by the $R^{1'}$ groups. In yet another embodiment, R^*-N is absent, and the $R^{1'}$ groups form a chemical bond to one another.

[0088] In one embodiment of structures (X), (XI), and (XII), $R^{1'}$ is selected from methylene, ethylene, 1-propylene, 2-propylene, $=Si(CH_3)_2$, $=Si(phenyl)_2$, $-CH=$, $-C(CH_3)=$, $-C(phenyl)_2-$, $-C(phenyl)=$ (wherein "=" represents two chemical bonds), and the like.

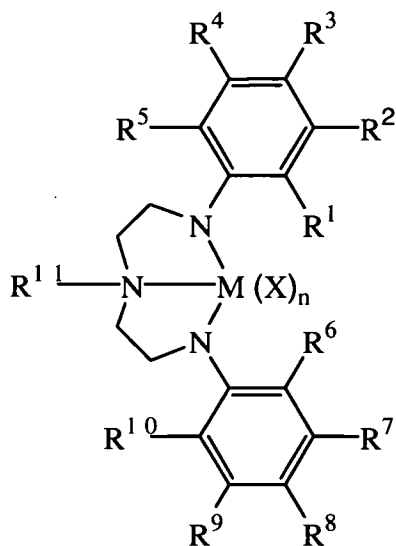
[0089] In a particular embodiment of structure (XI), $R^{2'}$ and $R^{4'}$ are selected from 2-methylphenyl, 2-n-propylphenyl, 2-iso-propylphenyl, 2-iso-butylphenyl, 2-tert-butylphenyl, 2-fluorophenyl, 2-chlorophenyl, 2-bromophenyl, 2-methyl-4-chlorophenyl, 2-n-propyl-4-chlorophenyl, 2-iso-propyl-4-chlorophenyl, 2-iso-butyl-4-chlorophenyl, 2-tert-butyl-4-chlorophenyl, 2-methyl-4-fluorophenyl, 2-n-propyl-4-fluorophenyl, 2-iso-propyl-4-fluorophenyl, 2-iso-butyl-4-fluorophenyl, 2-tert-butyl-4-fluorophenyl, 2-methyl-4-bromophenyl, 2-n-propyl-4-bromophenyl, 2-iso-propyl-4-bromophenyl, 2-iso-butyl-4-bromophenyl, 2-tert-butyl-4-bromophenyl, and the like.

[0090] In yet another particular embodiment of structures (X) and (XII), $R^{2'}$ and $R^{3'}$ are selected from 2-methylphenyl, 2-n-propylphenyl, 2-iso-propylphenyl, 2-iso-butylphenyl, 2-tert-butylphenyl, 2-fluorophenyl, 2-chlorophenyl, 2-bromophenyl, 4-methylphenyl, 4-n-propylphenyl, 4-iso-propylphenyl, 4-iso-butylphenyl, 4-tert-butylphenyl, 4-fluorophenyl, 4-chlorophenyl, 4-bromophenyl, 6-methylphenyl, 6-n-propylphenyl, 6-iso-propylphenyl, 6-iso-butylphenyl, 6-tert-butylphenyl, 6-fluorophenyl, 6-chlorophenyl, 6-bromophenyl, 2,6-dimethylphenyl, 2,6-di-n-propylphenyl, 2,6-di-iso-propylphenyl, 2,6-di-isobutylphenyl, 2,6-di-tert-butylphenyl, 2,6-difluorophenyl, 2,6-dichlorophenyl, 2,6-dibromophenyl, 2,4,6-trimethylphenyl, 2,4,6-tri-n-propylphenyl, 2,4,6-tri-iso-propylphenyl, 2,4,6-tri-iso-butylphenyl, 2,4,6-tri-tert-butylphenyl, 2,4,6-trifluorophenyl, 2,4,6-trichlorophenyl, 2,4,6-tribromophenyl, 2,3,4,5,6-pentafluorophenyl, 2,3,4,5,6-pentachlorophenyl, 2,3,4,5,6-pentabromophenyl, and the like.

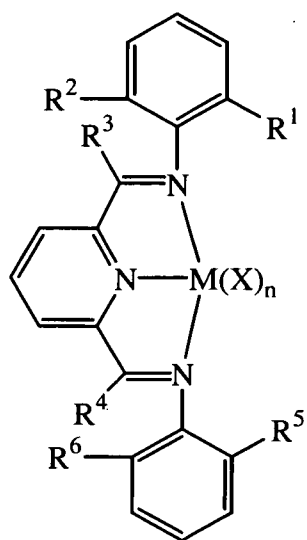
[0091] In another embodiment of structures (X), (XI), and (XII), X is independently selected from fluoride, chloride, bromide, methyl, ethyl, phenyl, benzyl, phenyloxy, benzloxy, 2-phenyl-2-propoxy, 1-phenyl-2-propoxy, 1-phenyl-2-butoxy, 2-phenyl-2-butoxy and the like.

[0092] As used herein, “chemically bonded combinations” means that adjacent groups may form a chemical bond between them, thus forming a ring system, either saturated, partially unsaturated, or aromatic.

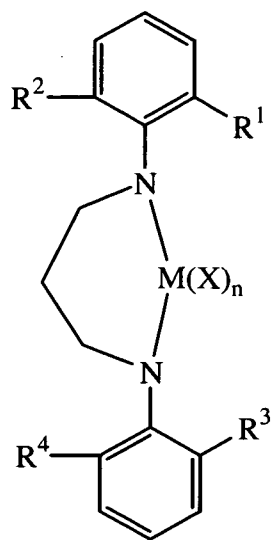
[0093] Non-limiting examples of the Group 15-containing catalyst component are represented by the structures (XIIIa) - (XIII f) (where “N” is nitrogen):



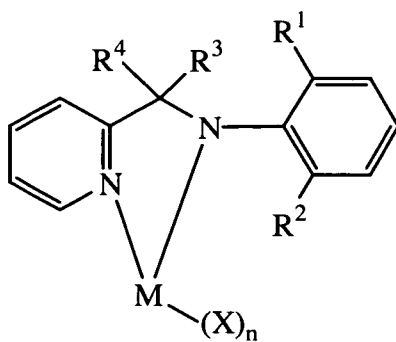
(XIIIa)



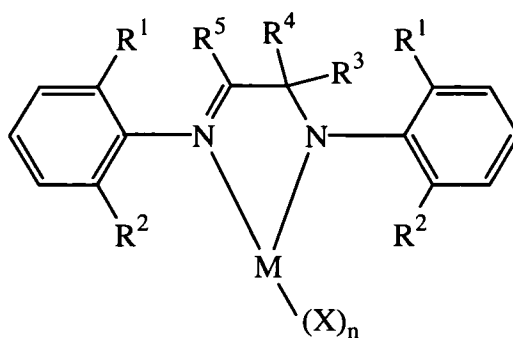
(XIIIb)



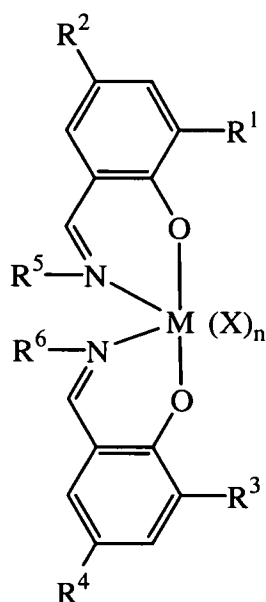
(XIIIc)



(XIIIId)



(XIIIe)



(XIIIIf)

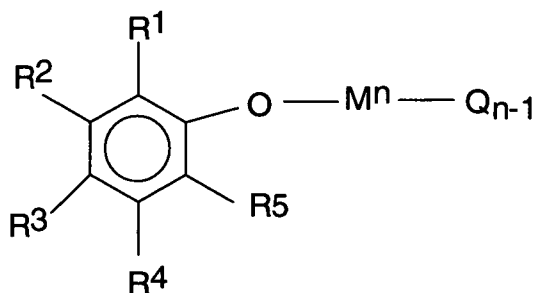
wherein in structures (XIIIa) through (XIIIf) M is selected from Group 4 atoms in one embodiment; and M is selected from Zr and Hf in a more particular embodiment; and wherein R¹ through R¹¹ in structures (XIIIa) through (XIIIf) are selected from hydride, fluorine radical, chlorine radical, bromine radical, methyl, ethyl, n-propyl, isopropyl, n-butyl, isobutyl, tert-butyl and phenyl; and X is selected from fluorine ion, chlorine ion, bromine ion, methyl, phenyl, benzyl, phenyloxy and benzyloxy; and n is an integer ranging from 0 to 4, and from 2 to 3 in a more particular embodiment.

[0094] The Group 15-containing catalyst components are prepared by methods known in the art, such as those disclosed in, for example, EP 0 893 454 A1, US 5,889,128, US 6,333,389 B2 and WO 00/37511.

[0095] The “Group 15-containing catalyst component” may comprise any combination of any “embodiment” described herein.

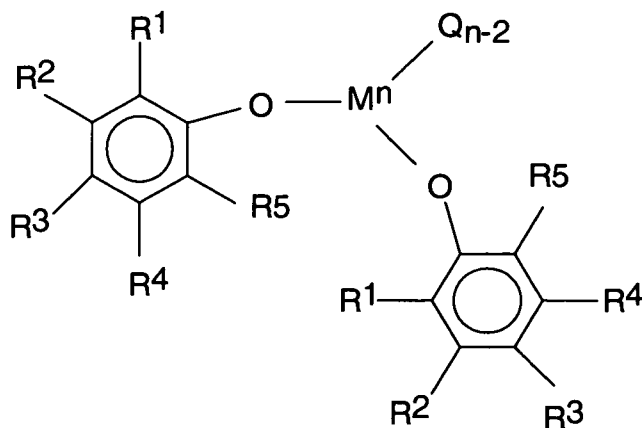
Phenoxide Transition Metal Catalyst

[0096] Phenoxide transition metal catalyst compositions are heteroatom substituted phenoxide ligated Group 3 to 10 transition metal or lanthanide metal compounds wherein the metal is bound to the oxygen of the phenoxide group. Phenoxide transition metal catalyst compounds may be represented by Formula XIV or XV:



(XIV)

or



(XV)

[0097] wherein R^1 is hydrogen or a C_4 to C_{100} group, preferably a tertiary alkyl group, preferably a C_4 to C_{20} alkyl group, preferably a C_4 to C_{20} tertiary alkyl group, preferably a neutral C_4 to C_{100} group and may or may not also be bound to M;

at least one of R^2 to R^5 is a heteroatom containing group, the rest of R^2 to R^5 are independently hydrogen or a C_1 to C_{100} group, preferably a C_4 to C_{20} alkyl group, preferred examples of which include butyl, isobutyl, t-butyl, pentyl, hexyl, heptyl, isohexyl, octyl, isooctyl, decyl, nonyl, dodecyl, and any of R^2 to R^5 also may or may not be bound to M;

Each R^1 to R^5 group may be independently substituted or unsubstituted with other atoms, including heteroatoms or heteroatom containing group(s);

O is oxygen;

M is a Group 3 to Group 10 transition metal or lanthanide metal, preferably a Group 4 metal, preferably M is Ti, Zr or Hf;

n is the valence state of the metal M, preferably 2, 3, 4, or 5; and

Q is, and each Q may be independently be, an alkyl, halogen, benzyl, amide, carboxylate, carbamate, thiolate, hydride or alkoxide group, or a bond to an R group containing a heteroatom which may be any of R^1 to R^5 .

[0098] A heteroatom containing group may be any heteroatom or a heteroatom bound to carbon, silicon or another heteroatom. Preferred heteroatoms include boron, aluminum, silicon, nitrogen, phosphorus, arsenic, tin, lead, antimony, oxygen, selenium, and tellurium. Particularly preferred heteroatoms include nitrogen, oxygen, phosphorus, and sulfur. Even more particularly preferred heteroatoms include nitrogen and oxygen. The heteroatom itself may be directly bound to the phenoxide ring or it may be bound to another atom or atoms that are bound to the phenoxide ring. The heteroatom containing group may contain one or more of the same or different heteroatoms. Preferred heteroatom containing groups include imines, amines, oxides, phosphines, ethers, ketones, oxazolines heterocyclics, oxazolines, thioethers, and the like. Particularly preferred heteroatom containing groups include imines. Any two adjacent R groups may form a ring structure, preferably a 5 or 6 membered ring. Likewise the R groups

may form multi-ring structures. In one embodiment any two or more R groups do not form a 5 membered ring.

[0099] In a preferred embodiment the heteroatom substituted phenoxide transition metal compound is an iminophenoxide Group 4 transition metal compound, and more preferably an iminophenoxidezirconium compound.

[00100] It is further contemplated by the invention that other catalysts can be combined with the compounds of the invention. For example, *see* Hlatky, G.G. Chem. Rev. (2000), 100, 1347; Alt, H.; Koppl, A. Chem. Rev. (2000), 100, 1205; Resconi, L. *et al.*, Chem. Rev. (2000), 100, 1253; Bryntzinger, H.H. *et al.*, Angew. Chem. Int. Ed. Engl. (1995), 34, 1143; Ittel, S.D. *et al.*, Chem. Rev. (2000), 100, 1169; Gibson, V.C. *et al.*, Chem. Rev. (2003), 103, 283; Skupinska, J., Chem. Rev. (1991), 91, 613; Carter, A. *et al.*, Chem. Commun., 2002, 858; McGuinness, D.S.; *et al.*, J. Am. Chem. Soc. (2003), 125, 5272; McGuinness, D.S., Chem. Commun. (2003), 334; U.S. Patent Nos. 4,937,299, 4,935,474, 5,281,679, 5,359,015, 5,470,811, and 5,719,241, all of which are herein fully incorporated herein reference.

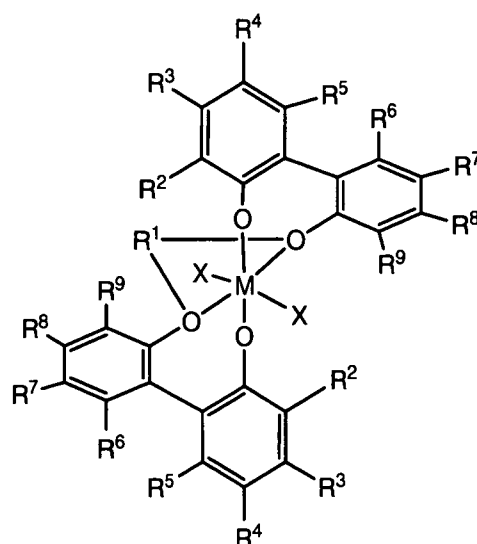
[00101] In another embodiment of the invention one or more catalyst compounds or catalyst systems may be used in combination with one or more conventional-type catalyst compounds or catalyst systems. Non-limiting examples of mixed catalysts and catalyst systems are described in U.S. Patent Nos. 4,159,965, 4,325,837, 4,701,432, 5,124,418, 5,077,255, 5,183,867, 5,391,660, 5,395,810, 5,691,264, 5,723,399 and 5,767,031, and PCT Publication No. WO 96/23010 published Aug. 1, 1996, all of which are herein fully incorporated by reference.

High Molecular Weight Catalysts

[00102] With respect to the catalyst systems of the disclosure wherein the high molecular weight catalyst compound is a non-metallocene compound generally the compound is a biphenyl phenol catalyst (BPP) compound. BPP catalyst compounds are known in the art and any are suitable for use herein such as, but not limited to those disclosed in U.S. Patent Nos. 7,091,282, 7,030,256, 7,060,848, 7,126,031, 6,841,502, U. S. Patent Application publication numbers 2006/0025548, 2006/020588, 2006/00211892, and published PCT application

numbers WO 2006/020624, WO 2005/108406, and WO 2003/091262, all incorporated herein by reference.

[00103] Preference may be given to BPP compounds having formula (XVI) shown below:



formula (XVI)

wherein M may be Ti, Zr, or Hf. In one embodiment R^1 of formula 1 is hydride, hydrocarbyl, lower hydrocarbyl, substituted hydrocarbyl, heterohydrocarbyl, alkyl, lower alkyl, substituted alkyl, heteroalkyl, alkenyl, lower alkenyl, substituted alkenyl, heteroalkenyl, alkynyl, lower alkynyl, substituted alkynyl, heteroalkynyl, alkoxy, lower alkoxy, aryloxy, hydroxyl, alkylthio, lower alkyl thio, arylthio, thioxy, aryl, substituted aryl, heteroaryl, aralkyl, aralkylene, alkaryl, alkarylène, halide, haloalkyl, haloalkenyl, haloalkynyl, heteroalkyl, heterocycle, heteroaryl, heteroatom-containing group, silyl, boryl, phosphino, phosphine, amino, amine.

[00104] In some embodiments, the bridging group R^1 is selected from the group consisting of optionally substituted divalent hydrocarbyl and divalent heteroatom containing hydrocarbyl. In other embodiments, R^1 is selected from the group consisting of optionally substituted divalent alkyl, divalent lower alkyl, divalent substituted alkyl, divalent heteroalkyl, divalent alkenyl, divalent lower alkenyl, divalent substituted alkenyl, divalent heteroalkenyl, divalent alkynyl, divalent

lower alkynyl, divalent substituted alkynyl, divalent heteroalkynyl, divalent alkoxy, divalent lower alkoxy, divalent aryloxy, divalent alkylthio, divalent lower alkyl thio, divalent arylthio, divalent aryl, divalent substituted aryl, divalent heteroaryl, divalent aralkyl, divalent aralkylene, divalent alkaryl, divalent alkarylene, divalent halide, divalent haloalkyl, divalent haloalkenyl, divalent haloalkynyl, divalent heteroalkyl, divalent heterocycle, divalent heteroaryl, divalent heteroatom-containing group, divalent hydrocarbyl, divalent lower hydrocarbyl, divalent substituted hydrocarbyl, divalent heterohydrocarbyl, divalent silyl, divalent boryl, divalent phosphino, divalent phosphine, divalent amino, divalent amine, divalent ether, divalent thioether. In still other embodiments, R^1 can be represented by the general formula $--(Q''R^{40}_{2-z'})_{z'}--$ wherein each Q'' is either carbon or silicon and each R^{40} may be the same or different from the others such that each R^{40} is selected from the group consisting of hydride and optionally substituted hydrocarbyl, and optionally two or more R^{40} groups may be joined into a ring structure having from 3 to 50 atoms in the ring structure (not counting hydrogen atoms); and z' is an integer from 1 to 10, more specifically from 1 to 5 and even more specifically from 2 to 5 and z' is 0, 1 or 2. For example, when z' is 2, there is no R^{40} groups associated with Q'' , which allows for those cases where one Q'' is multiply bonded to a second Q'' . In more specific embodiments, R^{40} is selected from the group consisting of hydride, halide, and optionally substituted alkyl, alkenyl, alkynyl, heteroalkyl, heteroalkenyl, heteroalkynyl, aryl, heteroaryl, alkoxy, aryloxy, silyl, boryl, phosphino, amino, thioxy, alkylthio, arylthio, and combinations thereof. Specific R^1 groups within these embodiments include $--(CH_2)_2--$, $--(CH_2)_3--$, $--(CH_2)_4--$ and $--(CH_2)-(C_6H_4)-(CH_2)--$. Other specific bridging moieties are set forth in the example ligands and complexes herein.

[00105] In one embodiment $R^2 - R^9$ of formula (XVI) are optionally hydrocarbyl, lower hydrocarbyl, substituted hydrocarbyl, heterohydrocarbyl, alkyl, lower alkyl, substituted alkyl, heteroalkyl, alkenyl, lower alkenyl, substituted alkenyl, heteroalkenyl, alkynyl, lower alkynyl, substituted alkynyl, heteroalkynyl, alkoxy, lower alkoxy, aryloxy, hydroxyl, alkylthio, lower alkyl thio, arylthio, thioxy, aryl, substituted aryl, heteroaryl, aralkyl, aralkylene, alkaryl, alkarylene, halide,

haloalkyl, haloalkenyl, haloalkynyl, heteroalkyl, heterocycle, heteroaryl, heteroatom-containing group, silyl, boryl, phosphino, phosphine, amino, or amine.

[00106] Each X in formula (XVI) is independently selected from the group consisting of: any leaving group in one embodiment; halogen ions, hydrides, C₁ to C₁₂ alkyls, C₂ to C₁₂ alkenyls, C₆ to C₁₂ aryls, C₇ to C₂₀ alkylaryls, C₁ to C₁₂ alkoxys, C₆ to C₁₆ aryloxys, C₇ to C₁₈ alkylaryloxys, C₁ to C₁₂ fluoroalkyls, C₆ to C₁₂ fluoroaryls, and C₁ to C₁₂ heteroatom-containing hydrocarbons and substituted derivatives thereof in a more particular embodiment; hydride, halogen ions, C₁ to C₆ alkyls, C₂ to C₆ alkenyls, C₇ to C₁₈ alkylaryls, C₁ to C₆ alkoxys, C₆ to C₁₄ aryloxys, C₇ to C₁₆ alkylaryloxys, C₁ to C₆ alkylcarboxylates, C₁ to C₆ fluorinated alkylcarboxylates, C₆ to C₁₂ arylcarboxylates, C₇ to C₁₈ alkylarylcarboxylates, C₁ to C₆ fluoroalkyls, C₂ to C₆ fluoroalkenyls, and C₇ to C₁₈ fluoroalkylaryls in yet a more particular embodiment; hydride, chloride, fluoride, methyl, phenyl, phenoxy, benzoxy, tosyl, fluoromethyls and fluorophenyls in yet a more particular embodiment; C₁ to C₁₂ alkyls, C₂ to C₁₂ alkenyls, C₆ to C₁₂ aryls, C₇ to C₂₀ alkylaryls, substituted C₁ to C₁₂ alkyls, substituted C₆ to C₁₂ aryls, substituted C₇ to C₂₀ alkylaryls and C₁ to C₁₂ heteroatom-containing alkyls, C₁ to C₁₂ heteroatom-containing aryls and C₁ to C₁₂ heteroatom-containing alkylaryls in yet a more particular embodiment; chloride, fluoride, C₁ to C₆ alkyls, C₂ to C₆ alkenyls, C₇ to C₁₈ alkylaryls, halogenated C₁ to C₆ alkyls, halogenated C₂ to C₆ alkenyls, and halogenated C₇ to C₁₈ alkylaryls in yet a more particular embodiment; fluoride, methyl, ethyl, propyl, phenyl, methylphenyl, dimethylphenyl, trimethylphenyl, fluoromethyls (mono-, di- and trifluoromethyls) and fluorophenyls (mono-, di-, tri-, tetra- and pentafluorophenyls) in yet a more particular embodiment.

[00107] Other non-limiting examples of X groups in formula (XVI) include amines, phosphines, ethers, carboxylates, dienes, hydrocarbon radicals having from 1 to 20 carbon atoms, fluorinated hydrocarbon radicals (*e.g.*, -C₆F₅ (pentafluorophenyl)), fluorinated alkylcarboxylates (*e.g.*, CF₃C(O)O⁻), hydrides and halogen ions and combinations thereof. Other examples of X ligands include alkyl groups such as cyclobutyl, cyclohexyl, methyl, heptyl, tolyl, trifluoromethyl,

tetramethylene, pentamethylene, methyldiene, methoxy, ethoxy, propoxy, phenoxy, bis(N-methylanilide), dimethylamide, dimethylphosphide radicals and the like. In one embodiment, two or more X's form a part of a fused ring or ring system.

[00108] In one embodiment of the compound represented by formula (XVI), M may be Ti, Zr, or Hf. R^1 , R^3 , R^5 through R^9 are H; each R^2 may be any of alkyl, aryl, or heteroaryl; each R^4 may be any of H, alkyl, aryl; and each X may be any of F, Cl, Br, I, Me, Bnz, CH_2SiMe_3 , or C1 to C5 alkyls.

[00109] In another non-limiting embodiment of the compound represented by formula (XVI), M may be Ti, Zr, or Hf; R^1 may be any of CH_2CH_2 , $(CH_2)_3$, $(CH_2)_4$, $CH_2CHMeCH_2$, $CH_2CMe_2CH_2$, Me_2Si , $CH_2SiMe_2CH_2$, each R^2 may be any of an aryl group, defined here to bind through the 1-position to the BPP ring, with substituents in the 2-position or substituents in the 2 and 6 positions such as 2,4- Me_2Ph , 2,5- Me_2Ph , 2,6- Me_2Ph , 2,6- Et_2Ph , 2,6- Pr_2Ph , 2,6- Bu_2Ph , 2-MeNaphthyl, 2,4,6- Me_3Ph , 2,4,6- Et_3Ph , 2,4,6- Pr_3Ph , carbazole and substituted carbazoles; R^3 and R^5 through R^9 are H; each R^4 may be any of H, Methyl, Ethyl, Propyl, Butyl, Pentyl; and each X may be any of F, Cl, Br, I, Me, Bnz, CH_2SiMe_3 , or C1 to C5 alkyls.

[00110] In one preferred embodiment, M may be either Zr or Hf; and X may be any of F, Cl, Br, I, Me, Bnz, or CH_2SiMe_3 . In another preferred embodiment, M may be either Zr or Hf; R^1 may be either $(CH_2)_3$ or $(CH_2)_4$; each R^2 may be any of 2,6- Me_2Ph , 2,6- Et_2Ph , 2,6- Pr_2Ph , 2,6- Bu_2Ph , 2-MeNaphthyl, 2,4,6- Me_3Ph , 2,4,6- Et_3Ph , 2,4,6- Pr_3Ph , and carbazole; each R^4 may be any of H, Methyl or Butyl; and X may be any of F, Cl, or Me. In even another preferred embodiment, the R^1 is $(CH_2)_3$; each R^3 is either 2,4,6- Me_3Ph or 2-MeNaphthyl; each R^4 is CH_3 ; X is Cl; and M is Zr.

[00111] In another non-limiting embodiment, the high molecular weight catalyst component may be any catalyst that produces a polymer having a weight average molecular weight (Mw) of greater than about 1 million g/mol, preferably greater than about 1.5 million g/mol, even more preferably greater than about 2 million g/mol, and still more preferably greater than about 3 million g/mol. The low

molecular weight catalyst may be any catalyst that produces a polymer having a weight average molecular weight (Mw) in the range of from about 40,000 to about 200,000 g/mol, preferably from about 50,000 to about 180,000 g/mol, more preferably from about 60,000 to about 175,000 g/mol, and even more preferably from about 70,000 to about 150,000 g/mol. In one preferred embodiment, the high molecular weight catalyst produces polymer having an Mw greater than about 5 million g/mol, and the low molecular weight catalyst produces polymer having an Mw of about 100,000 g/mol.

[00112] The amount of each catalyst component present in the catalyst systems of the disclosure may be varied within a range. The amount of each catalyst component present in the catalyst systems may be dependent on one or more reaction parameters including but not limited to reactor temperature, hydrogen concentration, and comonomer concentration. The low molecular weight catalyst is generally present in an amount greater than that of the high molecular weight catalyst. Generally, the high molecular weight catalyst component is present in a catalyst system in an amount in a range of from about 0.001 to about 5.0 mol% of said low molecular weight catalyst component, preferably in a range of from about 0.05 to about 2.5 mol% of said low molecular weight catalyst component, more preferably in a range of from about 0.1 to about 2.0 mol% of said low molecular weight catalyst component. For example, in the case of one high and one low molecular weight catalyst, the mol % of the high molecular weight catalyst may be calculated from the equation: $100(\text{moles of high molecular weight catalyst})/(\text{moles of low molecular weight catalyst} + \text{moles of high molecular weight catalyst})$.

Activators and Activation Methods

[00113] The above described low and high molecular weight precatalyst compounds can be combined with an activator and optionally a support or carrier in a manner that will allow production of a polymer with low and high molecular weight components. The term "cocatalyst" or "cocatalysts" may be used interchangeably with one or more "activators". This activation yields catalyst compounds capable of polymerizing olefins.

[00114] For the purposes of this patent specification and appended claims, the term "activator" is defined to be any compound or component or method which can activate any of the precatalyst metal compounds of the invention as described above. Non-limiting activators, for example may include a Lewis acid or a non-coordinating ionic activator or ionizing activator or any other compound including Lewis bases, aluminum alkyls, conventional-type cocatalysts or an activator-support and combinations thereof that can convert a neutral precatalyst metal compound to a catalytically active cationic metal compound. It is within the scope of this invention to use alumoxane or modified alumoxane as an activator, and/or to also use ionizing activators, neutral or ionic, such as tri (n-butyl)ammonium tetrakis(pentafluorophenyl)boron or a trisperfluorophenyl boron metalloid precursor or a trisperfluoronaphthyl boron metalloid precursor that would ionize the neutral precatalyst metal compound.

[00115] The low and high molecular weight catalyst precursors according to this invention may be activated for polymerization catalysis in any manner sufficient to allow coordination or cationic polymerization. This can be achieved for coordination polymerization when one ligand can be abstracted and another will either allow insertion of the unsaturated monomers or will be similarly abstractable for replacement with a ligand that allows insertion of the unsaturated monomer (labile ligands), eg. alkyl, silyl or hydride. The traditional activators of coordination polymerization art are suitable, those typically include Lewis acids such as alumoxane compounds, and ionizing, anion precursor compounds that abstract one so as to ionize the bridged metallocene metal center in to a cation and provide a counterbalancing noncoordinating ion. In one embodiment, an activation method using ionizing ionic compounds not containing an active proton but capable of producing both a cationic metal compound catalyst and a non-coordinating anion are also contemplated, and are described in EP-A-0 426 637, EP-A- 0 573 403 and U.S. Patent No. 5,387,568, which are all herein incorporated by reference.

[00116] Alkylalumoxanes and modified alkylalumoxane are suitable as catalyst activators, particularly for the invention metal compounds where R^1 = halide or other functional group. Alkylalumoxanes and modified alkylalumoxane are also

suitable as catalyst for the invention metal compounds where R^1 = hydrocarbyl or substituted hydrocarbyl. In one embodiment, one or more alumoxanes are utilized as an activator in the catalyst composition of the invention. Alumoxanes, sometimes called aluminoxanes in the art, are generally oligomeric compounds containing $-Al(R)-O-$ subunits, where R is an alkyl group. Examples of alumoxanes include methylalumoxane (MAO), modified methylalumoxane (MMAO), ethylalumoxane and isobutylalumoxane. Alkylalumoxanes and modified alkylalumoxanes are suitable as catalyst activators, particularly when the abstractable ligand is a halide. Mixtures of different alumoxanes and modified alumoxanes may also be used. For further descriptions, see U.S. Patents 4,665,208, 4,952,540, 5,041,584, 5,091,352, 5,206,199, 5,204,419, 4,874,734, 4,924,018, 4,908,463, 4,968,827, 5,329,032, 5,248,801, 5,235,081, 5,157,137, 5,103,031 and EP 0 561 476 A1, EP 0 279 586 B1, EP 0 516 476 A, EP 0 594 218 A1 and WO 94/10180.

[00117] Alumoxanes may be produced by the hydrolysis of the respective trialkylaluminum compound. MMAO may be produced by the hydrolysis of trimethylaluminum and a higher trialkylaluminum such as triisobutylaluminum. MMAO's are generally more soluble in aliphatic solvents and more stable during storage. There are a variety of methods for preparing alumoxane and modified alumoxanes, non-limiting examples of which are described in U.S. Patent No. 4,665,208, 4,952,540, 5,091,352, 5,206,199, 5,204,419, 4,874,734, 4,924,018, 4,908,463, 4,968,827, 5,308,815, 5,329,032, 5,248,801, 5,235,081, 5,157,137, 5,103,031, 5,391,793, 5,391,529, 5,693,838, 5,731,253, 5,731,451, 5,744,656, 5,847,177, 5,854,166, 5,856,256 and 5,939,346 and European publications EP-A-0 561 476, EP-B1-0 279 586, EP-A-0 594-218 and EP-B1-0 586 665, and PCT publications WO 94/10180 and WO 99/15534, all of which are herein fully incorporated by reference. It may be preferable to use a visually clear methylalumoxane. A cloudy or gelled alumoxane can be filtered to produce a clear solution or clear alumoxane can be decanted from the cloudy solution. Another preferred alumoxane is a modified methyl alumoxane (MMAO) cocatalyst type 3A (commercially available from Akzo Chemicals, Inc. under the

trade name Modified Methylalumoxane type 3A, covered under patent number US 5,041,584).

[00118] Aluminum alkyl or organoaluminum compounds which may be utilized as activators (or scavengers) include trimethylaluminum, triethylaluminum, triisobutylaluminum, tri-n-hexylaluminum, tri-n-octylaluminum and the like.

[00119] It is within the scope of this invention to use an ionizing or stoichiometric activator, neutral or ionic, such as tri (n-butyl) ammonium tetrakis (pentafluorophenyl) boron, a trisperfluorophenyl boron metalloid precursor or a trisperfluoronaphthyl boron metalloid precursor, polyhalogenated heteroborane anions (WO 98/43983), boric acid (U.S. Patent No. 5,942,459) or combination thereof. It is also within the scope of this invention to use neutral or ionic activators alone or in combination with alumoxane or modified alumoxane activators.

[00120] Examples of neutral stoichiometric activators include tri-substituted boron, tellurium, aluminum, gallium and indium or mixtures thereof. The three substituent groups are each independently selected from alkyls, alkenyls, halogen, substituted alkyls, aryls, arylhalides, alkoxy and halides. Preferably, the three groups are independently selected from halogen, mono or multicyclic (including halosubstituted) aryls, alkyls, and alkenyl compounds and mixtures thereof, preferred are alkenyl groups having 1 to 20 carbon atoms, alkyl groups having 1 to 20 carbon atoms, alkoxy groups having 1 to 20 carbon atoms and aryl groups having 3 to 20 carbon atoms (including substituted aryls). More preferably, the three groups are alkyls having 1 to 4 carbon groups, phenyl, naphthyl or mixtures thereof. Even more preferably, the three groups are halogenated, preferably fluorinated, aryl groups. Most preferably, the neutral stoichiometric activator is trisperfluorophenyl boron or trisperfluoronaphthyl boron.

[00121] Non-coordinating anions may also be used. They are sometimes referred to as weakly coordinating anions. The term "non-coordinating anion" (NCA) means an anion which either does not coordinate to said cation or which is only weakly coordinated to said cation thereby remaining sufficiently labile to be displaced by a neutral Lewis base. "Compatible" non-coordinating anions are

those which are not degraded to neutrality when the initially formed complex decomposes.

[00122] Non-coordinating anions useful in accordance with this invention are those that are compatible, stabilize the metal cation in the sense of balancing its ionic charge, yet retain sufficient lability to permit displacement by an ethylenically or acetylenically unsaturated monomer during polymerization.

[00123] Suitable anions are known in the art and will be suitable for use with the catalysts of the invention. See in particular, patents US 5,278,119, WO2002102857, WO2002051884, WO200218452, WO2000037513, WO2000029454, WO2000004058, WO9964476, WO2003049856, WO2003051892, WO2003040070, WO2003000740, WO2002036639, WO2002000738, WO2002000666, WO2001081435, WO2001042249, WO2000004059. Also see the review articles by S. H. Strauss, "The Search for Larger and More Weakly Coordinating Anions", *Chem. Rev.*, 93, 927-942 (1993) and C. A. Reed, "Carboranes: A New Class of Weakly Coordinating Anions for Strong Electrophiles, Oxidants and Superacids", *Acc. Chem. Res.*, 31, 133 -139 (1998).

[00124] Illustrative, but not limiting examples of boron compounds which may be used are N,N-dimethylanilinium tetrakis(perfluorophenyl)borate and/or triphenylcarbenium tetrakis(perfluorophenyl)borate.

[00125] In general the combined activator and metal compounds are combined in ratios of about 1000:1 to about 0.5:1.

[00126] When the activator is an alumoxane (modified or unmodified), any quantity of alumoxane that activates a precatalyst metal compound may be used. Preferably, the ratio of Aluminum to the total molar amount of precatalyst or catalyst metal is between 1000:1 and 1:1. More preferably, the ratio is from 500:1 to 25:1. Even more preferably, the ratio is from 250:1 to 50:1. Even more preferably, the ratio is between 200:1 and 75:1.

[00127] When the activator is an ionizing activator, any quantity of ionizing activator that activates a precatalyst metal compound may be used. Preferably, the ratio of ionizing activator to the total molar amount of precatalyst or catalyst metal is between 10:1 and 1:10. More preferably, the ratio is from 5:1 to 1:5. Even more

preferably, the ratio is from 4:1 to 1:4. Even more preferably, the ratio is between 2:1 and 1:2.

[00128] When a combination of activators is employed, any quantity of activators that activates precatalyst metal compounds may be used.

Supports and Methods of Supporting

[00129] In several classes of embodiments, the catalyst systems are supported. Methods for preparing supported catalyst systems are well known in the art.

[00130] The above described catalyst compounds and/or cocatalyst may be combined with one or more support materials or carriers using one of the support methods well known in the art or as described below. For example, in a most preferred embodiment, a catalyst system is in a supported form, for example deposited on, bonded to, contacted with, or incorporated within, adsorbed or absorbed in, or on, a support or carrier.

[00131] The terms "support" or "carrier" are used interchangeably and are any support material, preferably a porous support material, for example, talc, inorganic oxides and inorganic chlorides. Other carriers include resinous support materials such as polystyrene, functionalized or crosslinked organic supports, such as polystyrene divinyl benzene polyolefins or polymeric compounds, zeolites, clays, or any other organic or inorganic support material and the like, or mixtures thereof.

[00132] The preferred carriers are inorganic oxides that include those Group 2, 3, 4, 5, 13 or 14 metal oxides. The preferred supports include silica, alumina, silica-alumina, magnesium chloride, and mixtures thereof. Other useful supports include magnesia, titania, zirconia, montmorillonite (EP-B1 0 511 665) and the like. Also, combinations of these support materials may be used, for example, silica-chromium, silica-alumina, silica-titania and the like.

[00133] It is preferred that the carrier, most preferably an inorganic oxide, has a surface area in the range of from about 10 to about 700 m²/g, pore volume in the range of from about 0.1 to about 4.0 mL/g and average particle size in the range of from about 5 to about 500 μ m. More preferably, the surface area of the carrier is

in the range of from about 50 to about 500 m²/g, pore volume of from about 0.5 to about 3.5 mL/g and average particle size of from about 10 to about 200 μm. Most preferably the surface area of the carrier is in the range is from about 100 to about 400 m²/g, pore volume from about 0.8 to about 3.0 mL/g and average particle size is from about 5 to about 100 μm. The average pore size of the carrier of the invention typically has pore size in the range of from 10 to 1000 Å, preferably 50 to about 500 Å, and most preferably 75 to about 350 Å.

[00134] Examples of supporting catalyst systems are described in Hlatky, Chem. Rev. (2000), 100, 1347 1376 and Fink *et al.*, Chem. Rev. (2000), 100, 1377 1390, U.S. Patent Nos. 4,701,432, 4,808,561, 4,912,075, 4,925,821, 4,937,217, 5,008,228, 5,238,892, 5,240,894, 5,332,706, 5,346,925, 5,422,325, 5,466,649, 5,466,766, 5,468,702, 5,529,965, 5,554,704, 5,629,253, 5,639,835, 5,625,015, 5,643,847, 5,665,665, 5,698,487, 5,714,424, 5,723,400, 5,723,402, 5,731,261, 5,759,940, 5,767,032 and 5,770,664, and WO 95/32995, WO 95/14044, WO 96/06187 and WO 97/02297.

[00135] In another preferred embodiment, the catalyst system comprises a precatalyst as described herein activated by methylaluminoxane (MAO) and supported by silica. In a preferred embodiment, the MAO is first contacted with the silica and dried then treated with a solution of the high and low molecular weight precatalyst compounds then dried.

[00136] The catalyst systems of the disclosure may be produced by any one or more techniques known in the art useful for making catalyst compounds and any such methods suitable for use herein for example, but not limited to, the method disclosed in U.S Patent No. 6,608,153. Generally, for supported catalysts, a support is combined with a diluent to form a support slurry, which may be stirred and optionally heated during mixing. The first precatalyst compound, second precatalyst compound, and any one or more cocatalyst components may be added to the slurry in one or more steps and may be added individually or in any combination. The resulting slurry is mixed to achieve the desired contact between the components. Any one or more recovery technique may then be employed to recover the catalyst system. Examples of suitable recovery techniques include filtration, evaporation, vacuum distillation, simple decanting, and combinations

thereof. The retrieved catalyst component may be washed any number of times with a suitable diluent, especially one or more aliphatic or cycloaliphatic hydrocarbons, or a mixture thereof. The resulting recovered catalyst composition may be dried using conventional techniques, such as passing an inert gas, especially nitrogen, over the solid to form a solid, granular powdery catalyst composition or it may be combined with an inert liquid, especially a hydrocarbon such as a mineral oil, for storage and use. The catalyst composition is preferably stored under an inert atmosphere.

[00137] In one embodiment of the invention, olefin(s), preferably C₂ to C₃₀ olefin(s) or alpha-olefin(s), preferably ethylene or propylene or combinations thereof are prepolymerized in the presence of the catalyst metal compound system of the invention prior to the main polymerization. The prepolymerization can be carried out batchwise or continuously in gas, solution or slurry phase including at elevated pressures. The prepolymerization can take place with any olefin monomer or combination and/or in the presence of any molecular weight controlling agent such as hydrogen. For examples of prepolymerization procedures, see U.S. Patent Nos. 4,748,221, 4,789,359, 4,923,833, 4,921,825, 5,283,278 and 5,705,578, European Publication No. EP-B-0279 863, and PCT Publication No. WO 97/44371, all of which are herein fully incorporated by reference.

[00138] In one embodiment the catalyst system is used in an unsupported form, preferably in a liquid form such as described in U.S. Patent Nos. 5,317,036 and 5,693,727, and European Publication No. EP-A-0 593 083. The polymerization catalyst in liquid form can be fed to a reactor as described in PCT Publication No. WO 97/46599, which is fully incorporated herein by reference.

Polymerization Processes

[00139] The catalyst systems and polymerization processes of the present disclosure are directed to polymerization of one or more olefin monomers having from 2 to 30 carbon atoms. The catalysts and polymerization processes are particularly well suited to the polymerization of two or more olefin monomers of

ethylene, propylene, 1-butene, 1-pentene, 1-hexene, 1-heptene, 1-octene, 1-nonene, 4-methyl-1-pentene, 1-isobutene, 1-isobutene and 1-decene. Other monomers useful in the processes of the disclosure include ethylenically unsaturated monomers, diolefins having 4 to 18 carbon atoms, conjugated or nonconjugated dienes, polyenes, vinyl monomers and cyclic olefins. Non-limiting monomers useful in the disclosure may include norbornene, norbornadiene, isobutylene, isoprene, vinylbenzocyclobutane, styrenes, alkyl substituted styrene, ethylidene norbornene, dicyclopentadiene and cyclopentene.

[00140] The present disclosure encompasses homopolymerization processes comprising a single olefin species such as ethylene or propylene, as well as copolymerization reactions between one olefin species (referred to herein as the "monomer" and "monomer compound") and at least a second olefin species (referred to herein as "comonomer" and "comonomer compound") different from the first species. Generally a copolymer will comprise a major amount of the monomer compound (i.e., greater than about 50 mole percent) and a minor amount of the comonomer (i.e., less than about 50 mole percent). The comonomers generally have from three to about 20 carbon atoms in their molecular chain and examples include, but are not limited to, propylene, 1-butene, 2-butene, 3-methyl-1-butene, isobutylene, 1-pentene, 2-pentene, 3-methyl-1-pentene, 4-methyl-1-pentene, 1-hexene, 2-hexene, 3-hexene, 3-ethyl-1-hexene, 1-heptene, 2-heptene, 3-heptene, the four normal octenes, the four normal nonenes, or the five normal decenes. In one non-limiting embodiment, a copolymer may comprise ethylene copolymerized with a comonomer selected from 1-butene, 1-pentene, 1-hexene, 1-octene, 1-decene, or styrene.

[00141] In another embodiment of the process of the invention, ethylene or propylene is polymerized with at least two different comonomers, optionally one of which may be a diene, to form a terpolymer. In one embodiment, two of the three monomers of the terpolymer are butene and ethylene. In one embodiment, the comonomer content is 1.0 to 20.0 wt%, or 2.0 to 15.0 wt%.

[00142] The polymerization processes of the present disclosure may be utilized for production of any polyolefin though preference is given to homopolymers and

copolymers of polyethylene. In one non-limiting embodiment, the polyolefins are copolymers of ethylene and at least one comonomer selected from the group consisting of propylene, 1-butene, 1-pentene, 1-hexene, 1-heptene, 1-octene, and combinations thereof. In another non-limiting embodiment, the polyolefins are bimodal copolymers of ethylene and at least one comonomer selected from the group consisting of propylene, 1-butene, 1-pentene, 1-hexene, 1-heptene, 1-octene, and combinations thereof.

[00143] Polymerization reactors suitable for the present disclosure may be any type of reactor known in the art and may comprise at least one raw material feed system, at least one feed system for catalyst or catalyst components, at least one reactor system, at least one polymer recovery system or any suitable combination thereof. Suitable reactors for the present disclosure may further comprise any one or more of any of a catalyst storage system, an extrusion system, a cooling system, a diluent recycling system, or a control system. Such reactors may comprise continuous take-off and direct recycling of catalyst, diluent, and polymer. Generally, continuous processes may comprise the continuous introduction of a monomer, a catalyst, and optionally a diluent into a polymerization reactor and the continuous removal from this reactor of polymer and recycling of diluent and unreacted monomers and comonomers.

[00144] The comonomer, if present in the polymerization reactor, is present at any level that will achieve the desired weight percent incorporation of the comonomer into the finished polyethylene. This is expressed as a mole ratio of comonomer to ethylene as described herein, which is the ratio of the gas concentration of comonomer moles in the cycle gas to the gas concentration of ethylene moles in the cycle gas. In one embodiment, the comonomer is present with ethylene in the cycle gas in a mole ratio range of from 0 or 0.0001 (comonomer:ethylene) to 0.20 or 0.10, and from 0.001 to 0.080 in another embodiment, and from 0.001 to 0.050 in even another embodiment, and from 0.002 to 0.20 in still another embodiment. In yet another embodiment, the comonomer is present with ethylene in the cycle gas in a mole ratio range comprising any combination of any upper limit with any lower limit as described herein.

[00145] The processes of the present disclosure may be characterized in that the desired composition of high molecular weight to low molecular weight moiety can be achieved at any of the above comonomer to ethylene ratios.

[00146] Hydrogen, if present in the polymerization reactor, is present at any level that will achieve the desired melt index (MI, or I2) and molecular weights of the high and the low molecular weight component. Using the catalyst systems of the present disclosure increasing the concentration of hydrogen may increase the melt index of the polyolefin generated. MI can thus be influenced by the hydrogen concentration. The amount of hydrogen in the polymerization can be expressed as a mole ratio relative to the total polymerizable monomer, for example, ethylene, or a blend of ethylene and another alpha olefin. The amount of hydrogen used in the polymerization processes of the present disclosure is an amount necessary to achieve the desired MI of the final polyolefin resin.

[00147] In one embodiment, the ratio of hydrogen to total ethylene monomer (mol ppm H₂: mol % ethylene) in the circulating gas stream is in a range of from 0 to 100, in a range of from 0.05 to 50 in another embodiment, in a range of from 0.10 to 40 in even another embodiment, and in a range of from 0.15 to 35 in still another embodiment. In yet another embodiment, the ratio of hydrogen to total ethylene monomer (mol ppm H₂: mol % ethylene) in the circulating gas stream may be in a range comprising any combination of any upper mole ratio limit with any lower mole ratio limit described above.

[00148] The processes of the disclosure may be characterized in that the desired composition of high molecular weight to low molecular weight moiety can be achieved at any of the above hydrogen to ethylene ratios.

[00149] The process may also include "condensing agents" as is known in the art and disclosed in, for example, U.S. Patent Nos. 4,543,399, 5,405,922 and 462,999. The condensing agent, if present in the reactor can be at any level that will achieve the desired increase in the dew point in order to improve cooling and ultimately space time yields. Suitable condensing agents include but are not limited to saturated hydrocarbons such as propane, n-butane, isobutane, n-pentane,

isopentane, neopentane, n-hexane, isohexane, n-heptane, n-octane or mixtures thereof.

[00150] The catalysts and catalyst systems of the invention described above are suitable for use in any polymerization process over a wide range of temperatures and pressures. The temperatures may be in the range of from -60°C to about 280°C, preferably from 50°C to about 200°C, and the pressures employed may be in the range from 1 atmosphere to about 500 atmospheres or higher.

[00151] The polymerization processes of the disclosure may be carried out in solution, in bulk, in suspension, in gas-phase, in slurry-phase, as a high-pressure process, or any combinations thereof. Generally solution, gas-phase and slurry-phase processes are preferred. The processes may be carried out in any one or more stages and/or in any one or more reactor having any one or more reaction zone and are conducted substantially in the absence of catalyst poisons. As known by one of skill in the art, organometallic compounds may be employed as scavenging agents for poisons to increase the catalyst activity. The polymerization processes may be carried out batchwise, continuously run, or any combinations thereof. In one non-limiting embodiment, the polymerization processes of the present disclosure are carried out in a continuous gas-phase reactor. In another non-limiting embodiment, polymerization processes of the disclosure are carried out in a single gas-phase reactor.

[00152] Preferred processes for the invention are high-pressure, solution, slurry and gas-phase processes.

[00153] For example, a gas phase polymerization process is especially compatible with the catalyst systems described herein. (See, for example, U.S. Patent Nos. 4,543,399, 4,588,790, 5,028,670, 5,317,036, 5,352,749, 5,405,922, 5,436,304, 5,453,471, 5,462,999, 5,616,661, 5,627,242, 5,665,818, 5,677,375, and 5,668,228; *see also* U.S. Patent Nos. 5,627,242, 5,665,818 and 5,677,375, and European Publication Nos. EP-A-0 794 200, EP-A-0 802 202 and EP-B-634 421, all of which are herein fully incorporated by reference.

[00154] In a preferred embodiment, the gas-phase reactor utilized in the present invention is capable and the process of the invention is producing greater than 500 lbs of polymer per hour (227 Kg/hr) to about 200,000 lbs/hr (90,900 Kg/hr) or higher of polymer, preferably greater than 1000 lbs/hr (455 Kg/hr), more preferably greater than 10,000 lbs/hr (4540 Kg/hr), even more preferably greater than 25,000 lbs/hr (11,300 Kg/hr), still more preferably greater than 35,000 lbs/hr (15,900 Kg/hr), still even more preferably greater than 50,000 lbs/hr (22,700 Kg/hr) and most preferably greater than 65,000 lbs/hr (29,000 Kg/hr) to greater than 100,000 lbs/hr (45,500 Kg/hr).

[00155] The reactor temperature in a gas phase process may vary from about 30°C to about 120°C, preferably from about 60°C to about 115°C, more preferably in the range of from about 70°C to 110°C, and most preferably in the range of from about 70°C to about 95°C.

[00156] The reactor pressure in a gas phase process of the disclosure may be in the range of from about 100 psig to about 500 psig (about 690 kPa to about 3448 kPa), preferably from about 200 psig to about 400 psig (about 1379 kPa to about 2759 kPa), and more preferably from about 250 psig to about 350 psig (about 1724 kPa to about 2414 kPa).

[00157] The catalyst system may be supplied to the polymerization system as a solid, a paste or in the form of a suspension in a hydrocarbon, and/or may be treated with inert components, such as paraffins, oils, or waxes, to achieve better metering. If the catalyst system is to be metered into the reactor together with the monomer to be polymerized or the monomer mixture to be polymerized, the mixing unit and the metering line are preferably cooled.

[00158] Any one or more additives such as an antistatic or an alcohol may be used in the polymerization processes of the present disclosure, for example to improve the particle morphology of the olefin polymer. In general it is possible to use any one or more of the numerous additives suitable in olefin polymerization processes to improve any one or more parameter such as but not limited to reactor operability, particle morphology, catalyst activity, catalyst performance, and

polymerization efficiency. The one or more additives may be fed directly into the polymerization system, either together with or separately from the catalyst system.

[00159] In a class of embodiments, the polymers of the disclosure may comprise a unimodal, bimodal or multimodal molecular weight distribution (MWD). A bimodal polymer/resin is defined herein as a polymer/resin comprising two peaks in its molecular weight distribution, one of the two peaks having a higher average molecular weight (defined herein as the high molecular weight component) than the other component (defined as the low molecular weight component). A multimodal polymer/resin is defined as a polymer/resin comprising more than two peaks in the molecular weight distribution.

[00160] Generally, the polymers of the disclosure comprise a high molecular weight component and a low molecular weight component. The polymers of the disclosure generally comprise from about 0.01 to about 25% of the high molecular weight component, preferably from about 0.05 to about 20%, more preferably from about 0.075 to about 15% of a very high molecular weight component, even more preferably from about 0.1 to about 12.5% of a very high molecular weight component, wherein the fraction of the high molecular weight component is determined by integrating the area under the molecular weight vs. $dwt\%/dLogM$ curve from molecular weight = 1,000,000 to molecular weight = 10,000,000.

[00161] As described previously, "high molecular weight" is defined herein as being greater than about 1,000,000 g/mol, preferably greater than about 1,500,000 g/mol, more preferably greater than about 2,000,000 g/mol, and even more preferably greater than about 3,000,000 g/mol. In one non-limiting embodiment, high molecular weight is greater than 5,000,000 g/mol. As described previously, "low molecular weight" is defined herein as being in the range of from about 40,000 to about 200,000 g/mol, preferably from about 50,000 to about 180,000 g/mol, more preferably from about 60,000 to about 175,000 g/mol, and even more preferably from about 70,000 to about 150,000 g/mol. In one non-limiting embodiment, low molecular weight is about 100,000 g/mol.

[00162] Generally the high molecular weight component comprises a molecular weight at least 10 times greater than the low molecular weight component,

preferably at least 20 times greater than that of the low molecular weight component, more preferably at least 30 times greater than that of the low molecular weight component, and even more preferably at least 40 times greater than that of the low molecular weight component.

[00163] Generally the polymers of the disclosure may have a density in the range of from about 0.86g/cc to 0.97 g/cm³ as measured according to ASTM 1505-03.

[00164] The resins of the disclosure generally exhibit melt strength values greater than that of conventional linear or long chain branched polyethylene of similar melt index. As used herein “melt strength” refers to the force required to draw a molten polymer extrudate at a rate of 12mm/s² at an extrusion temperature (190°C and 250°C were used herein) until breakage of the extrudate whereby the force is applied by take up rollers. The melt strength of the polymers of the disclosure, also referred to herein as “melt tension”, may be expressed as a function of the melt index (MI) value, and generally may be greater than 6*MI^{0.6675}. In other non-limiting embodiments, the MI value may be greater than 8*MI^{0.6675}. In still non-limiting embodiments, the MI value may be greater than 10*MI^{0.6675}.

[00165] In one non-limiting embodiment, the polymers of the present disclosure may have a melt index (“MI” or “I₂”) as measured by ASTM-D-1238-E (190°C, 2.16 kg weight) in the range of from .001 dg/min to 25 dg/min. In other non-limiting embodiments, the polymers of the present disclosure may have a MI in a range of from about 0.001 dg/min to about 5 dg/min; in even other non-limiting embodiments a MI in a range of from about 0.01 dg/min to about 5 dg/min in other embodiments; and in still other non-limiting embodiments a MI in a range of from about 0.01 dg/min to about 1 dg/min.

[00166] In one non-limiting embodiment, the polymers of the present disclosure may have a melt flow ratio (MFR) in the range of from about 10 to 300. MFR is defined as I₂₁/I₂, wherein I₂₁ is measured by ASTM-D-1238-F, at 190°C, 21.6 kg weight. In other non-limiting embodiments, the polymers of the present disclosure may have a MFR in a range of from about 15 to 250; in even other non-

limiting embodiments, a MFR in a range of from about 15 to 200; and in still other non-limiting embodiments a MFR in a range of from about 20 to 150.

[00167] As known by one of skill in the art, when subjected to uniaxial extension at a given strain rate, the extensional viscosity of a polymer increases with time. As also known by one of skill in the art, the transient uniaxial extensional viscosity of a linear polymer can be predicted. Strain hardening occurs when a polymer is subjected to uniaxial extension and the transient extensional viscosity increases more than what is predicted from linear viscoelastic theory. As defined herein, the strain hardening index is the ratio of the observed transient uniaxial extensional viscosity to the theoretically predicted transient uniaxial extensional viscosity. Strain hardening index is expressed herein as the following ratio:

$$\eta_E^+ \text{observed} / \eta_E^+ \text{predicted}.$$

At conditions characteristic of film blowing, for example strain rate of 1 sec^{-1} , temperature of 190°C , and time of 4 seconds (i.e., a strain (ϵ) of 4), generally the strain hardening index of the polymers of the present disclosure is a ratio/value greater than 3 in some embodiments, a value greater than 5 in other embodiments, a value greater than 8 in even other embodiments, and a value greater than 10 in still other embodiments.

[00168] The polymers of the present disclosure may be characterized in that they exhibit an activation energy (E_a) of less than 7 kcal/mol/K . In other non-limiting embodiments, the E_a of the polymers of the present disclosure may be less than 6 kcal/mol/K .

[00169] In the present disclosure, the activation energy is determined from dynamic oscillatory shear rheology measurements at five different temperatures, 150°C , 170°C , 190°C , 210°C , 230°C and 250°C . At each temperature, scans are performed as a function of angular shear frequency (from $\omega = 100 \text{ rad/s}$ to $\omega = 0.01 \text{ rad/s}$) at a constant shear strain. Master curves of storage modulus, G' , and loss modulus, G'' , are obtained by time-temperature (t - T) superposition and the flow activation energies (E_a) are obtained from an Arrhenius plot, $a_T = \exp(E_a/kT)$, where $1/T$ is plotted as a function of $\ln(a_T)$, which relates the shift factor (a_T) to E_a .

[00170] As known by one of skill in the art, rheological data may be presented by plotting the phase angle versus the absolute value of the complex shear modulus to produce a van Gurp-Palmen (vGP) plot. The vGP plot of conventional polyethylene polymers shows monotonic behavior and a negative slope toward higher G^* values. Conventional LLDPE polymer both with and without long chain branches also exhibit a negative slope on a vGP plot. The vGP plots of the polymers described in the present disclosure exhibit two slopes - a positive slope at lower G^* values and a negative slope at higher G^* values.

[00171] Referring now to FIG. 1, there are shown van Gurp-Palmen (vGP or VGP) plots of various linear polyethylene resins: a conventional monodispersed PE (hydrogenated polybutadiene) (closed circles), a conventional metallocene LLDPE resin with a narrow molecular weight distribution (closed squares), a conventional bimodal resin having a broad molecular weight distribution (asterisk), and an inventive resin of the disclosure (closed diamonds). The molecular weights and molecular weight distributions of the conventional resins are shown in Table 1 below. Increasing polydispersity in comparative conventional resins stretches the curve along the abscissa, but does not change the monotonic nature of the vGP plot (note how their curves in FIG. 1 become less steep). The resin (ExceedTM1018) and the bimodal resin (BorougeTM FB 2230) are commercially available resins. In non-limiting embodiments of the present disclosure, the introduction of a high molecular weight fraction according to the disclosure may change the shape of the vGP plot in that it causes a maximum in the vGP plot as shown in FIG. 1.

Table 1:

Resin	Grade	Mw	Mw/Mn
Anionically polymerized hydrogenated polybutadiene		87,400 g/mol	1.02
Metallocene PE resin	Exceed TM 1018	101,000 g/mol	2.2
Dual reactor bimodal PE resin	Borouge TM FB 2230	192800	20.4

[00172] In non-limiting embodiments, the ratio of the z-average molecular weight (Mz) to the weight average molecular weight (Mw) of the polymers of the present disclosure may be a ratio having a value in a range of from about 6 to 12. In other non-limiting embodiments, the Mz/Mw ratio may be a value in a range of from about 7 to 15. In even other non-limiting embodiments, the Mz/Mw ratio may be a value greater than 10. The ratio of the Mw to the number average molecular weight (Mn) (ratio of Mw/Mn is also referred to as polydispersity) can be in the range of from 2.5 to 8 in some non-limiting embodiments, from 3.0 to 10 in other non-limiting embodiments, and from 3.5 to 12 in even other non-limiting embodiments. Generally for the polymers of the disclosure, the Mz/Mw ratio is a value greater than the Mw/Mn ratio. As known in the art, Mn is the number average molecular weight and may be expressed as $\Sigma(M_i N_i) / \Sigma N_i$; Mw is the weight average molecular weight and may be expressed as $\Sigma(M_i^2 N_i) / \Sigma(M_i N_i)$; and Mz is the z-average molecular weight of a polymer and may be expressed as $\Sigma(M_i^3 N_i) / \Sigma(M_i^2 N_i)$ wherein N_i is the number of molecules of molecular weight M_i . Techniques for determining these values are known in the art and any may be used herein.

[00173] The polymers of the disclosure generally show very high viscosities at low shear rates and exhibit strong shear thinning. A shear thinning index may be expressed as the ratio of the complex viscosities (η^*) at two given oscillatory shear frequencies, arbitrarily selected herein to be 0.01 rad/sec ($\eta_{0.01}^*$) and 100 rad/sec (η_{100}^*). Thus, the shear thinning index is expressed herein as $(\eta_{0.01}^*) / (\eta_{100}^*)$. Both ($\eta_{0.01}^*$) and (η_{100}^*) are obtained from oscillatory shear rheometry as described herein. The shear thinning index ($\eta_{0.01}^* / \eta_{100}^*$) of the polymers of the present disclosure may be a value in the range of 5 to 500. In other non-limiting embodiments, the shear thinning index may be in the range of 25 to 500. In even other embodiments, the shear thinning index may be in the range of 50 to 500. In still other embodiments, the shear thinning index may be in the range of 100 to 500.

[00174] The resins of the disclosure are suitable for use in a variety of products and end-use applications including, but not limited to film, sheets, laminating,

jacketing, insulating, and a variety of articles produced by injection molding, blow molding, extrusion coating, profile extrusion, and combinations thereof.

EXAMPLES

[00175] It is to be understood that while the invention has been described in conjunction with the specific embodiments thereof, the foregoing description is intended to illustrate and not limit the scope of the invention. Other aspects, advantages and modifications will be apparent to those skilled in the art to which the invention pertains.

[00176] Therefore, the following examples are put forth so as to provide those skilled in the art with a complete disclosure and description of how to make and use the compounds of the invention, and are not intended to limit the scope of that which the inventors regard as their invention.

[00177] Because of the high molecular weights of the polyethylene resins described herein, it is necessary to measure size exclusion chromatography at elevated temperatures to ensure adequate solubility of the polymer molecules. Molecular weights and molecular weight distributions of the resins described herein were determined using high temperature size exclusion chromatography.

Measurements of Molecular Weights and Molecular Weight Distributions

[00178] The molecular weights and molecular weight distributions of the resins described in the present disclosure were characterized using a High Temperature Size Exclusion Chromatograph (PL 220, Polymer Laboratories), equipped with a differential refractive index detector (DRI). Three Polymer Laboratories PLgel 10mm Mixed-B columns were used. The nominal flow rate was 1.0 cm³ /min, and the nominal injection volume was 300 µL. The various transfer lines, columns and differential refractometer (the DRI detector) were contained in an oven maintained at 160 C.

[00179] Polymer solutions were prepared in filtered 1,2,4-Trichlorobenzene (TCB) containing 1000 ppm of butylated hydroxy toluene (BHT). The same solvent was used as the SEC eluent. Polymer solutions were prepared by dissolving the desired amount of dry polymer in the appropriate volume of SEC eluent to yield

concentrations ranging from 0.5 to 1.5 mg/mL. The sample mixtures were heated at 160°C with continuous agitation for about 2 to 2.5 hours. Sample solution will be filtered off-line before injecting to GPC with 2 μ m filter using the Polymer Labs SP260 Sample Prep Station.

[00180] The separation efficiency of the column set was calibrated using a series of narrow MWD polystyrene standards, which reflects the expected MW range for samples and the exclusion limits of the column set. Eighteen individual polystyrene standards, ranging from Mp ~580 to 10,000,000, were used to generate the calibration curve. The polystyrene standards are obtained from Polymer Laboratories (Amherst, MA). To assure internal consistency, the flow rate is corrected for each calibrant run to give a common peak position for the flow rate marker (taken to be the positive inject peak) before determining the retention volume for each polystyrene standard. The flow marker peak position thus assigned was also used to correct the flow rate when analyzing samples; therefore, it is an essential part of the calibration procedure. A calibration curve (logMp vs. retention volume) is generated by recording the retention volume at the peak in the DRI signal for each PS standard, and fitting this data set to a 2nd-order polynomial. The equivalent polyethylene molecular weights are determined by using the following Mark-Houwink coefficients:

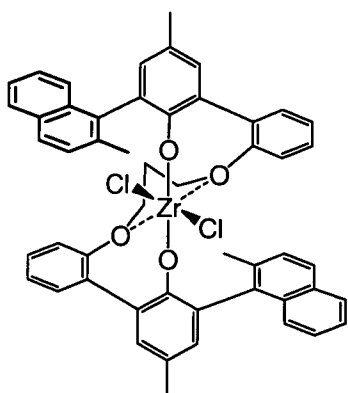
	k (dL/g)	A
PS	1.75 x 10 ⁻⁴	0.67
PE	5.79 x 10 ⁻⁴	0.695

Dynamic Rheology

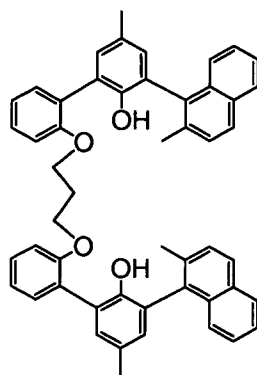
[00181] For dynamic oscillatory shear measurements, the resins were stabilized with 500 ppm of Irganox 1076 and 1500 ppm of Irgafos168. The measurements were carried out on an oscillatory rheometer (Rheometrics RDS-2, ARES) with 25mm diameter parallel plates in a dynamic mode under nitrogen atmosphere. For all experiments, the rheometer was thermally stable at 190°C for at least 30 minutes before inserting compression-molded sample of resin onto the parallel

plates. To determine the samples viscoelastic behavior, frequency sweeps in the range from 0.01 to 100 rad/s were carried out at 190°C under constant strain. To determine the activation energy, the sweeps were carried out at 5 different temperatures as described herein.

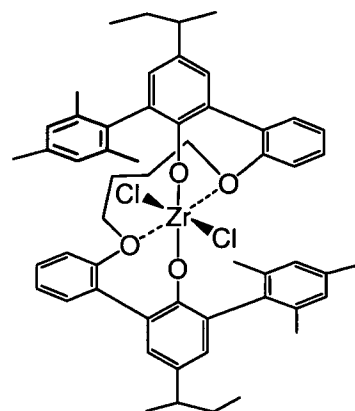
Structures of Precatalysts and Ligands



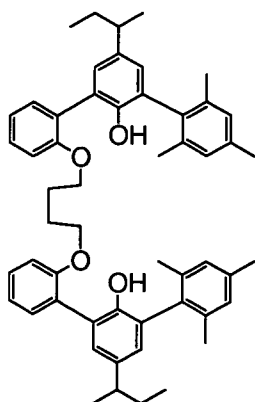
Precat A



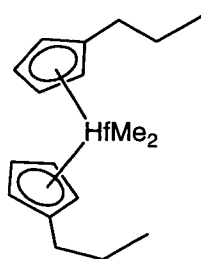
Ligand A



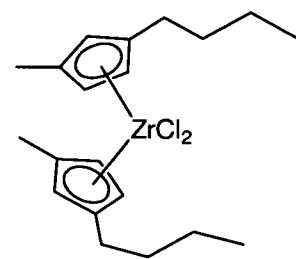
Precat B



Ligand B



Precat C

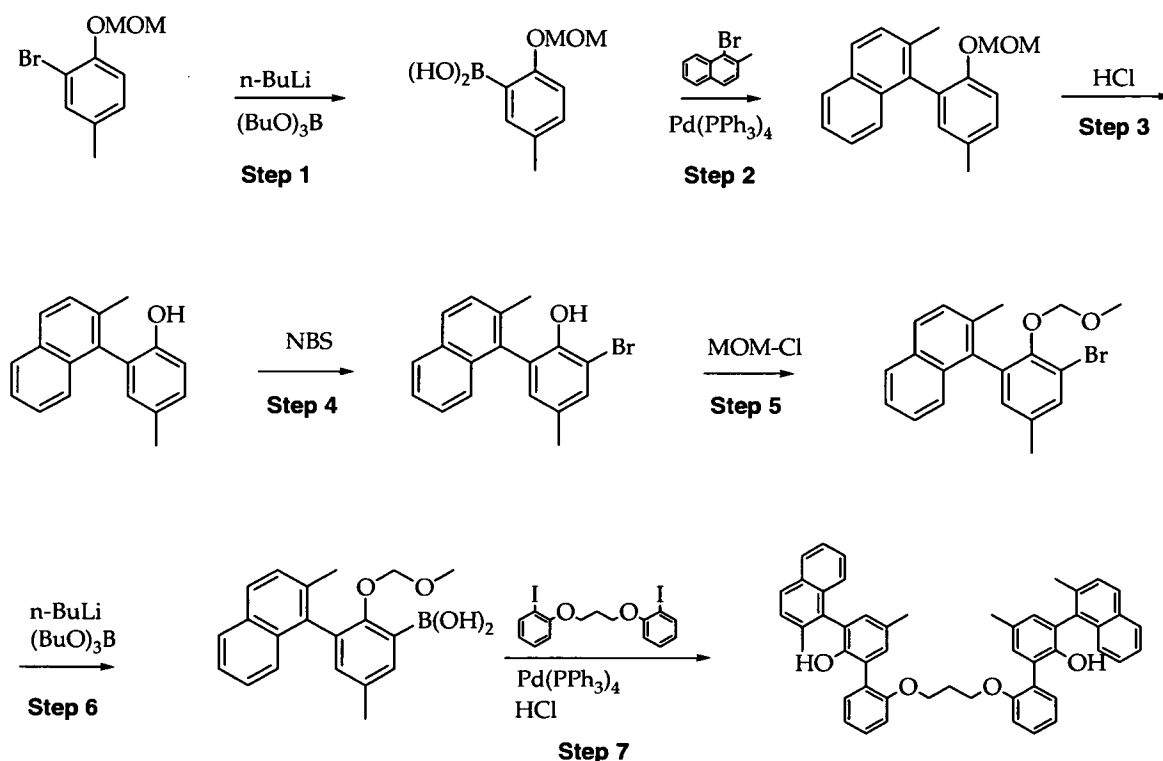


Precat D

[00182] Anhydrous oxygen free solvents were used. Thirty-weight percent methylaluminoxane (MAO) and (1-Me, 3-BuCp)₂ZrCl₂ were obtained from Albemarle Corporation. (n-PrCp)₂HfCl₂ was obtained from Boulder Scientific. (n-PrCp)₂HfMe₂ may be prepared by methylation of (n-PrCp)₂HfCl₂ with methyl lithium in toluene. Ligand B was obtained from Symyx Technologies.

Zr(CH₂Ph)₂Cl₂(OEt₂) was prepared by reaction of ZrBnz₄ and ZrCl₄ in diethyl ether. The comparative supported catalyst (1-Me, 3-Bu Cp)₂ZrCl₂ is a commercial catalyst (HP100) obtained from Univation Technologies.

Example 1. Preparation of Ligand A



[00183] STEP 1. A solution of 30g (0.13mol, 1eq) of O-MOM- bromo methyl compound in 300ml of dry tetrahydrofuran was cooled to -76°C . 53 ml of n-butyl lithium (1.2eq, 0.155 mol) was added in such a manner that the temperature did not rise beyond -70°C . The resulting mixture was stirred for another 4 hours at -78°C . 53ml (0.18mol, 1.4eq) of n-butyl borate was then added to the reaction mass maintaining the temperature from -76°C to -70°C . Stirring was then continued for another 5hours after which the reaction mass was quenched with 150ml of water. This was stirred for another 10hrs. The organic layer and the aqueous layer were separated. The aqueous layer was washed with petroleum ether and the organic layer was washed with 10% sodium hydroxide solution. The aqueous layer and the sodium hydroxide layer were then combined and acidified

using 505 conc. HCl solution. A white solid was obtained which was filtered off and dried under vacuum. Yield = 20g.

[00184] STEP 2. 15g (0.067mol, 1eq) of 1-Bromo-2-methyl naphthalene, 0.4g (5mol%) of palladium tetrakis, 16g (0.081mol, 1.2eq) of –O-MOM boronic acid, 29g of 2M solution of sodium carbonate and 150ml of toluene were taken in a RB flask and heated to 120°C. After 16 hrs, the reaction mass was diluted with ethyl acetate and the two layers were separated. The resulting organic layer was washed with water followed by brine. This was then dried over sodium sulfate, filtered and concentrated. The crude obtained (25g) was then taken for further step without any purification.

[00185] STEP 3. The 25g of crude material obtained from STEP 2 was stirred along with 240ml of methanolic HCl solution at RT for 16 hrs. The reaction mass was then diluted with excess of ethyl acetate. The organic layer was then washed with water followed by brine. This was then dried over sodium sulfate, filtered and concentrated. The crude obtained was then purified by column chromatography using 1% of ethyl acetate in petroleum ether. Yield= 11.8g.

[00186] STEP 4. 11.8g (0.047 mol, 1eq) of methynaphthyl phenol obtained from the above step and 7ml (0.047mol, 1eq) of triethyl amine were taken in 110ml of dry dichloromethane and stirred well. A solution of 13g (0.007mol, 1.5eq) of N-bromo succinimide in 300ml of dry dichloromethane was added over a period of 30mins. The reaction mass was then stirred for 24 hours after which it was quenched with 1.5N HCl. The organic layer was separated and washed with water and brine. It was then dried over sodium sulfate and concentrated. The crude obtained (17g) was then taken for further step without any purification as it was pure enough. (98%).

[00187] STEP 5. To a solution of 17g (0.052mol, 1eq) of the bromo phenol compound and 43ml (0.26mol, 5eq) of diisopropyl ethyl amine in 170ml of dry dichloromethane, 16ml (0.208mol, 4eq) of MOM chloride was added in drops. The resulting mass was stirred at RT for 16 hrs. The reaction mass was diluted with 1.5N HCl solution. The organic layer was separated and washed with water and brine. It was then dried over sodium sulfate and concentrated. The crude

obtained was purified by column chromatography using petroleum ether and ethyl acetate as eluant which was 99% pure by HPLC. This was taken for the further step. Yield= 12g.

[00188] STEP 6. A solution of 12g (0.0323mol, 1eq) of O-MOM- bromo compound in 120ml of dry tetrahydrofuran was cooled to -76°C. To this 13.5ml of n-butyl lithium (1.2eq, 0.034mol) was added in such a manner that the temperature did not rise beyond -70°C. The resulting mixture was stirred for another 1hr at -78°C. 13ml (0.045mol, 1.4eq) of n-butyl borate was then added to the reaction mass maintaining the temperature from -76°C to -70°C. The reaction mass was then quenched with 50ml of water and extraction was done in ethyl acetate. This was dried over sodium sulfate, filtered and concentrated. The crude (11g) obtained was taken along with 3.7g (10mol%) of palladium tetrakis, 3.8g (0.008mol) of C3 iodo ether (prepared from the 2-iodophenol and 1,2-dibromopropane), 27g (0.258mol, 8eq) of 2M solution of sodium carbonate and 120ml of toluene, in a RB flask and heated to 120°C. After 16 hrs, the reaction mass was diluted with ethyl acetate and the two layers were separated. The resulting organic layer was washed with water followed by brine. This was then dried over sodium sulfate, filtered and concentrated. The crude obtained (17g) was then taken for further step without any purification.

[00189] STEP 7. The 17g of crude material obtained from STEP 6 was stirred along with 170ml of methanolic HCl solution and 3 ml of dichloromethane at RT for 16 hrs. The reaction mass was then diluted with excess of ethyl acetate. The organic layer was then washed with water followed by brine. This was then dried over sodium sulfate, filtered and concentrated. The crude obtained was then purified by column chromatography using 1% of ethyl acetate in petroleum ether. Two fractions were collected and analyzed by HPLC, NMR and LCMS. The first fraction was 4g and consisted of two isomers which were confirmed by NMR, LCMS AND HPLC. The second fraction (550mg) also consists of two isomers which were confirmed by NMR and LCMS.

Example 2. Preparation of Precatalyst A

[00190] To a solution consisting of Ligand A (2.750 grams, 3.814 mmol) in approximately 80 milliliters of toluene was added a solution of $\text{Zr}(\text{CH}_2\text{Ph})_2\text{Cl}_2(\text{Et}_2\text{O})$ (1.603 grams) in 20 milliliters of toluene. An additional 20 milliliters of solvent were added to the mixture. After stirring the mixture at room temperature for 1 hour, the reaction was heated to 80 °C for 2 hours. Approximately 70% of the solvent was removed, and pentane added to induce further precipitation of the product. The mixture was chilled. The solids collected by filtration and washed with minimum pentane.

Example 3. Preparation of Precatalyst B

[00191] A solution of $\text{Zr}(\text{CH}_2\text{Ph})_2\text{Cl}_2(\text{Et}_2\text{O})_{1.2}$ (58.7 mg, 0.1355 mmol) in toluene (8 mL) was added to a hot solution (120 °C) of Ligand B (100 mg, 0.129 mmol) in toluene (32 mL) over a period of 5 minutes while stirring. After 15 min, the reaction was chilled and the solvent mostly removed. When there was 1-2 mL left, the solution was placed in about 15 mL of pentane. The solvents were reduced to ca 1/2 of the original volume. The slurry was decanted and the solids dried. Yield 39 mg.

Example 4. Preparation of Methyl Aluminoxane Supported on Silica (SMAO)

[00192] In a typical procedure, Crosfield ES757 silica (741 g), dehydrated at 600°C, was added to a stirred (overhead mechanical conical stirrer) mixture of toluene (2 L) and 30 wt% solution of methyl aluminoxane in toluene (874 g, 4.52 mol). The silica was chased with toluene (200 mL) then the mixture was heated to 90°C for 3 h. Afterwards, volatiles were removed by application of vacuum and mild heat (40°C) overnight then the solid was allowed to cool to room temperature.

Examples 5-21. Supported Catalyst Preparations

[00193] A solution of precatalysts (PC) and toluene was added at a rate of ca. 0.5 mL/min to a slurry SMAO and pentane (amounts provided in Table 2 below),

stirred with an overhead stirrer. After stirring for > 30 min, the mixture was filtered and dried in-vacuo.

Table 2 Supported Catalyst preparations

Example #		PC 1	Mass of PC 1 (mg)	PC 2	Mass of PC 2 (g)	SMAO (g)	Toluene (mL)	Pentane (mL)	mol % PC 1
5		A	1.4	D	1.3044	80.03	60	450	0.05
6		A	2.6	D	1.3	80.02	60	450	0.1
7		A	1.3	D	0.6469	40.01	30	375	0.1
8		B	6.7	D	0.647	40	30	375	0.48
9-Comparative				D	0.8136	50.06	40	450	0
10		B	1.9	D	0.8133	50.07	30	375	0.11
11		A	1.5	D	0.8166	50	40	450	0.09
12		A	7.8	D	0.811	50	30	375	0.47
13		B	7.1	D	0.8113	50	30	375	0.4
14-Comparative				D	0.814	50	40	450	0
15		B	1.4	D	0.5877	40.1	30	375	0.11
16		A	1.7	D	0.8127	50.02	40	450	0.1
17-Comparative				C	0.7941	50	20	300	0
18		A	1.3	C	0.6337	39.99	50	450	0.1
19		A	3.3	C	0.6339	39.95	65.4	450	0.25
20		A	6.6	C	0.6363	39.9	90.8	450	0.5

Examples 22-42. Polymerization Testing in a Continuous Fluidized Bed Reactor [00194] These catalysts were tested in a continuous fluidized-bed gas-phase reactor with a nominal 14" reactor diameter, an average bed weight of about 1900 g, gas-velocity of about 1.6 ft/s, production rate of about 500 g/h. The reactor was operated at a temperature of 79.4 °C, and a pressure of 300 psig. The composition of ethylene, hydrogen, and 1-hexene is indicated in Table 3 below; the balance being nitrogen.

Table 3: Summary of Polymerization conditions

Example	Catalyst from Example	H ₂ conc. (molppm)	Comonomer conc. (mol%)	C ₂ conc. (mol%)	Residence Time (h)
21-comparative	HP100	251	1.083	35.0	3.8
22	5	246	1.109	35.0	4.2
23	6	244	1.097	35.0	3.6
24-comparative	HP100	123	0.619	34.7	4.0
25-comparative	HP100	89	0.618	35.0	4.7
26	7	85	0.627	35.0	3.7
27	8	94	0.725	35.1	4.3
28	8	90	0.679	34.7	3.8
29-comparative	9	91	0.342	35.2	5.0
30	10	99	0.312	35.1	5.7
31	11	97	0.291	35.0	3.7
32	12	103	0.282	35.0	4.0
33	13	102	0.320	35.0	4.2
34-comparative	14 and 9	85	0.179	35.0	4.2
35	15 and 10	84	0.171	35.0	3.3
36	16 and 11	82	0.178	35.0	3.3
37	13	86	0.197	35.0	5.0
38-comparative	HP100	84	0.057	35.0	6.0
39-comparative	17	115	0.019	35.0	4.1
40	18	115	0.003	35.0	4.0
41	19	117	0.009	35.0	4.3
42	20	114	0.003	35.0	4.4

Example 43 – Catalyst Evaluation / Polymer production in LGPR

[00195] The test catalysts were evaluated in a continuous run gas phase reactor R125 (LGPR). The reactor was lined out with standard HP100 catalyst at

conditions used to make 1.2 MI, 0.917 density (LGPR condition 51-2006). Product was collected and the reactor was transitioned to each of the other catalysts.

[00196] Ethylene/1-hexene copolymers were produced according to the following procedure. The catalyst composition was injected dry into a fluidized bed gas phase polymerization reactor. More particularly, polymerization was conducted in a 152.4 mm diameter gas-phase fluidized bed reactor operating at approximately 2068 kPa total pressure. The reactor bed weight was approximately 2 kg. Fluidizing gas was passed through the bed at a velocity of approximately 0.6 m per second. The fluidizing gas exiting the bed entered a resin disengaging zone located at the upper portion of the reactor. The fluidizing gas then entered a recycle loop and passed through a cycle gas compressor and water-cooled heat exchanger. The shell side water temperature was adjusted to maintain the reactor temperature as specified in Tables 4-8. Ethylene, hydrogen, 1-hexene and nitrogen were fed to the cycle gas loop just upstream of the compressor at quantities sufficient to maintain the desired gas concentrations as specified in Tables 4-8. Gas concentrations were measured by an on-line vapor fraction analyzer. Product (polyethylene particles) was continuously withdrawn from the reactor in batch mode into a purging vessel before it was transferred into a product bin. Residual catalyst and activator in the resin was deactivated in the product drum with a wet nitrogen purge. The catalyst was fed to the reactor bed through a stainless steel injection tube at a rate sufficient to maintain the desired polymer production rate. " C_6/C_2 flow ratio ("FR")" is the ratio of the lbs of 1-hexene comonomer feed to the pounds of ethylene feed to the reactor, whereas the C_6/C_2 ratio is the ratio of the gas concentration of 1-hexene moles in the cycle gas to the gas concentration of ethylene moles in the cycle gas. The C_6/C_2 ratio is obtained from a cycle gas vapor fraction analyzer, whereas the C_6/C_2 Flow Ratio comes from some measure of the mass flow. The cycle gas is the gas in the reactor, and is measured from a tap off the recirculating loop around the reactor. The ratios reported in the following tables are from the gas concentrations in the reactor. Samples are taken every 9 min, and thus reported C_6/C_2 ratios are running averages. Tables 4-8 provide summaries of run conditions and product properties

of non-limiting examples of the present disclosure for resins with densities of 0.91 – 0.95 as indicated in the tables.

[00197] The MI and HLMI values reported in Tables 4-8 as “QC, reactor granules” were obtained from the polymer granules that were isolated from the polymerization reactor. Each granular resin was dry-blended with 1500 ppm BHT (2,6-bis(1,1-dimethylethyl)-4-methylphenol). MI and HLMI were then measured according to ASTM -D-1238-E and ASTM D-1238-F, respectively.

[00198] The MI and HLMI values reported in Tables 4-8 as “ASTM, pellets” were obtained from compounded resins. To compound the resins, 500 ppm Irganox 1076 and 1500 ppm Igrafos 168 (both available from Ciba Chemicals) were added to the reactor granules and the admixture extruded using a ¾” Haake twin screw extruder. The melt temperature was 210°C. The output rate was about 3.5 lbs/hr. The MI and HLMI of the pellets were then measured according to ASTM -D-1238-E and ASTM D-1238-F, respectively.

[00199] The density values reported in Tables 4-8 as “QC, reactor granules” were obtained from the polymer granules that were isolated from the polymerization reactor. Each granular resin was dry-blended with 1500 ppm BHT and compression molded plaques were produced by heating the polymers in a mold to 179°C and subsequently cooling them to 23°C at a rate of 15°C. The molding pressure was chosen such that air pockets are removed and a uniform samples result. The density was then determined by immersing solid specimens of the compression molded plaques in a column filled with liquid of uniformly gradient density. The gradient density was in accordance with ASTM 1505.

[00200] The density values reported in Tables 4-8 as “ASTM, pellets” were obtained from compounded resins. To compound the resins, 500 ppm Irganox 1076 and 1500 ppm Igrafos 168 were added to the reactor granules and the admixture extruded using a ¾” Haake twin screw extruder. The melt temperature was 210°C. The output rate was about 3.5 lbs/hr. The density of the pellets was then measured according to ASTM 1505-03.

Table 4A: Summary of Process Data – resin density 0.91

	HP-100 base	HP-100 + 0.05% Univ8	HP-100 + 0.1% Univ8
Example	21	22	23
Catalyst from Example	HP100	5	6
PROCESS DATA			
H2 conc. (molppm)	251	246	244
Hydrogen flow (sccm)	6.72	6.22	6.88
Comonomer conc. (mol%)	1.083	1.109	1.097
C2 conc. (mol%)	35.0	35.0	35.0
Comonomer/C2 Flow Ratio	0.135	0.135	0.135
C2 flow (g/hr)	590	606	624
H2/C2 Ratio	7.2	7.0	7.0
Comonomer/C2 Ratio	0.031	0.032	0.031
Rx. Pressure (psig)	300	300	300
Reactor Temp (F)	175	175	175
Avg. Bedweight (g)	1894	1930	1903
Production (g/hr)	494	462	533
Residence Time (hr)	3.8	4.2	3.6
C2 Utilization (gC2/gC2 poly)	1.19	1.31	1.17
Avg Velocity (ft/s)	1.58	1.57	1.46
Catalyst Timer (minutes)	15.0	50.0	38.0
Catalyst Feed (g/hr)	0.694	0.208	0.274
Cat Prod. (g/g) - MB(new=.249)	496	1546	1356
Product Data			
Bulk Density	0.3565		0.3993
Powder Flow Time	7.63		7.25
Total Production (grams)	26978	12717	18669
Number of Bedturnovers	14.2	6.6	9.8
Basic Resin Data (QC)			
MI (QC reactor granules)	5.92	5.47	4.51
HLMI (QC reactor granules)	112.31		104.81
HLMI/MI (QC reactor granules)	18.97		23.24
Density (QC reactor granules)	0.9115	0.9107	0.9105

Table 4B: Summary of Resin Data – resin density 0.91

	HP-100 base	HP-100 + 0.05% Univ8	HP-100 + 0.1% Univ8
Example	21	22	23
Catalyst from Example	HP100	5	6
Product Data			
Resin 00270-153	020	030	040
MI (ASTM, pellets)	5.69	5.31	4.4
HLMI (ASTM, pellets)	112.70	100.10	83.7
HLMI/MI (ASTM, pellets)	18.90	18.90	18.8
Density (ASTM, pellets)	0.9124	0.9110	0.9118
Melt Strength (190 C)	no data	no data	no data
Melt Strength (250 C)	no data	no data	no data
Shear Thinning Index	no data	no data	no data
Strain Hardening Index	no data	no data	no data
Ea	no data	no data	no data
GPC-3d	no data	no data	no data
Mw	no data	no data	no data
Mw	no data	no data	no data
Mz	no data	no data	no data
Mw/Mn	no data	no data	no data
Mz/Mw	no data	no data	no data

Table 5A: Summary of Process Data – resin density 0.92

	R125 control	HP-100 base	0.1% 7960	0.1% Univ8	0.5% Univ8	0.5% 7960
Example	24	25		26	27	28
Catalyst from Example	HP100	HP100		7	8	8
PROCESS DATA						
H2 conc. (molppm)	123	89		85	94	90
Hydrogen flow (sccm)	4.22	1.75		1.45	1.45	1.45
Comonomer conc. (mol%)	0.619	0.618		0.627	0.725	0.679
C2 conc. (mol%)	34.7	35.0		35.0	35.1	34.7
Comonomer/C2 Flow Ratio	0.088	0.085		0.084	0.084	0.084
C2 flow (g/hr)	631	546		647	504	660
H2/C2 Ratio	3.5	2.5		2.4	2.7	2.6
Comonomer/C2 Ratio	0.018	0.018		0.018	0.021	0.020
Rx. Pressure (psig)	300	300		300	300	300
Reactor Temp (F)	175	175		175	175	175
Avg. Bedweight (g)	1946	1852		1834	1824	1937
Production (g/hr)	491	397		497	427	505
Residence Time (hr)	4.0	4.7		3.7	4.3	3.8
C2 Utilization (gC2/gC2 poly)	1.29	1.37		1.30	1.18	1.31
Avg Velocity (ft/s)	1.51	1.53		1.45	1.53	1.52
Catalyst Timer (minutes)	17.5	20.0		20.0	14.0	16.0
Catalyst Feed (g/hr)	0.596	0.521		0.521	0.744	0.651
Cat Prod. (g/g) - MB(new=,249)	574	532		665	400	541
Product Data						
Melt Index (MI) (QC reactor granules)	2.22	1.21		0.69	0.12	0.12
HLMI (QC reactor granules)	39.05	21.56		13.40	2.03	n/a
HLMI/MI Ratio	17.59	17.82		19.42	16.92	n/a
Gradient Density (QC reactor granules)	0.9186	0.9174		0.9176	0.9181	0.9177
Bulk Density	n/a	0.3718		n/a	0.3980	n/a
Powder Flow Time	n/a	7.7		7.5	7.3	n/a
Total Production (grams)	7853.0	8738.0		10929.0	8536.0	10096.0
Number of Bedturnovers	4.0	4.7		6.0	4.7	5.2
NOTES	Trouble with H2 analyzer and H2 flow control				cat feeder problems at end of run.	

Table 5B: Summary of Resin Data – resin density 0.92

	R125 control	HP-100 base	0.1% 7960	0.1% Univ8	0.5% Univ8	0.5% 7960
Data Point	050-2006	051-2006		052-2006	054-2006	055-2006
Example	24	25		26	27	28
Catalyst from Example	HP100	HP100		7	8	8
Product Data						
Resin 00270-128	no sample	100				
MI (ASTM, pellets)		1.33	0.6	0.7	0.1	0.1
HLMI (ASTM, pellets)		22.17	13.5	14.0	5.5	5.3
HLMI/MI		16.66	22.9	20.2	68.1	57.0
Density (ASTM, pellets)		0.9171	0.9164	0.9167	0.9172	0.9171
Melt Strength (190 C)		13.10	18.60	15.80	17.10	too high
Melt Strength (250 C)		6.10	9.60	8.90	10.00	34.90
Shear Thinning Index		3.40	21.90	8.70	99.70	166.80
Strain Hardening Index		1.12	6.80	4.64	8.68	250.78
Ea		No data	No data	No data	No data	No data
GPC-3d						
Mw		40033	35164	42025	47289	49199
Mw		105638	130295	147701	245554	243126
Mz		189208	720683	864299	1719040	1915233
Mw/Mn		2.64	3.71	3.51	5.19	4.94
Mz/Mw		1.79	5.53	5.85	7.00	7.88

Table 6A: Summary of Process Data – resin density 0.93

	HP-100 base	0.1% 7960	0.1% Univ8	0.5% Univ8	0.5% 7960
Example	29	30	31	32	33
Catalyst from Example	9	10	11	12	13
Process Data					
H2 conc. (molppm)	91	99	97	103	102
Hydrogen flow (sccm)	20.09	4.29	3.60	5.14	2.73
Comonomer conc. (mol%)	0.342	0.312	0.291	0.282	0.320
C2 conc. (mol%)	35.2	35.1	35.0	35.0	35.0
Comonomer/C2 Flow Ratio	0.035	0.035	0.035	0.035	0.035
C2 flow (g/hr)	707	602	689	718	711
H2/C2 Ratio	2.6	2.8	2.8	2.9	2.9
Comonomer/C2 Ratio	0.010	0.009	0.008	0.008	0.009
Rx. Pressure (psig)	300	300	300	300	300
Reactor Temp (F)	175	175	175	175	175
Avg. Bedweight (g)	1864	1865	1878	1932	1939
Production (g/hr)	375	330	508	487	459
Residence Time (hr)	5.0	5.7	3.7	4.0	4.2
C2 Utilization (gC2/gC2 poly)	1.89	1.82	1.36	1.48	1.55
Avg Velocity (ft/s)	1.57	1.58	1.58	1.58	1.58
Catalyst Timer (minutes)	28.0	24.4	20.0	23.2	23.0
Catalyst Feed (g/hr)	0.372	0.426	0.521	0.449	0.453
Cat Prod. (g/g) - MB(new=.249)	703	540	680	756	707
Bulk Density	0.4018	0.4103	0.4178	0.4298	0.4360
Powder Flow Time	7.16	7.78	8.10	9.22	9.32
Total Production (grams)	28274	15410	14385	20990	15082
Number of Bedturnovers	15.2	8.3	7.7	10.9	7.8
Basic Resin Data					
MI (QC reactor granules)	1.25	1.1	0.9	0.7	0.1
HLMI (QC reactor granules)	22.32	21.8	21.1	19.4	9.0
HLMI/MI	17.80	19.9	23.2	26.7	100.8
Density (QC reactor granules)	0.9285	0.9294	0.9305	0.9310	0.9280

Table 6B: Summary of Resin Data – resin density 0.93

	HP-100 base	0.1% 7960	0.1% Univ8	0.5% Univ8	0.5% 7960
Data Point	5-2_2007	5-3_2007	5-4_2007	5-5_2007	5-6_2007
Example	29	30	31	32	33
Catalyst from Example	9	10	11	12	13
Resin 00270-136	100	200	300	400	500
MI (ASTM, pellets)	1.25	1.1	0.9	0.7	0.1
HLMI (ASTM, pellets)	22.32	21.8	21.1	19.4	9.0
HLMI/MI	17.80	19.9	23.2	26.7	100.8
Density (ASTM, pellets)	0.9285	0.9294	0.9305	0.9310	0.9280
Melt Strength (190 C)	13.10	18.60	15.80	17.10	too high
Melt Strength (250 C)	6.10	9.60	8.90	10.00	34.90
Shear Thinning Index		21.97	No data	No data	248.23
Strain Hardening Index	4.00	4.41	5.42	4.41	14.48
Ea		7.02	No data	No data	5.57
GPC-3d					
Mw	37426	36032	36872	31984	42374
Mw	120938	136675	138060	162940	265891
Mz	683380	1022488	1047292	1285485	2227940
Mw/Mn	3.23	3.79	3.74	5.09	6.27
Mz/Mw	5.65	7.48	7.59	7.89	8.38

Table 7A: Summary of Process Data – resin density 0.94

Example Catalyst from Example	HP-100 base 34 14 and 9	0.1% 7960 35 15 and 10	0.1% Univ8 36 16 and 11	0.5% 7960 37 13
PROCESS DATA				
H2 conc. (molppm)	85	84	82	86
Hydrogen flow (sccm)	7.37	7.54	6.04	3.97
Comonomer conc. (mol%)	0.179	0.171	0.178	0.197
C2 conc. (mol%)	35.0	35.0	35.0	35.0
Comonomer/C2 Flow Ratio	0.020	0.020	0.020	0.020
C2 flow (g/hr)	736	739	635	408
H2/C2 Ratio	2.4	2.4	2.4	2.5
Comonomer/C2 Ratio	0.005	0.005	0.005	0.006
Rx. Pressure (psig)	300	300	300	300
Reactor Temp (F)	175	175	175	175
Avg. Bedweight (g)	1844	1917	1857	1909
Production (g/hr)	443	588	567	380
Residence Time (hr)	4.2	3.3	3.3	5.0
C2 Utilization (gC2/gC2 poly)	1.66	1.26	1.12	1.07
Avg Velocity (ft/s)	1.48	1.46	1.46	1.46
Catalyst Timer (minutes)	18.0	19.0	16.3	22.0
Catalyst Feed (g/hr)	0.578	0.548	0.641	0.473
Cat Prod. (g/g) - MB(new= .249)	534	748	617	560
Product Data				
Bulk Density	0.4128	0.4500	0.4353	0.4478
Powder Flow Time	8.40	9.29	7.41	8.81
Total Production (grams)	16222	14429	16463	15649
Number of Bedturnovers	8.8	7.5	8.9	8.2
Basic Resin Data				
MI (QC reactor granules)	1.81	1.75	1.45	1.28
HLMI (QC reactor granules)	36.19	34.26	30.36	28.25
HLMI/MI	20.03	20.03	20.03	20.03
Density (QC reactor granules)	0.9354	0.9373	0.9373	0.9377

Table 7B: Summary of Resin Data – resin density 0.94

Example	HP-100 base	0.1% 7960	0.1% Univ8	0.5% 7960
	34	35	36	37
Catalyst from Example	14 and 9	15 and 10	16 and 11	13
Product Data				
MI (ASTM, pellets)	1.81	1.75	1.45	1.28
HLMI (ASTM, pellets)	36.19	34.26	30.36	28.25
HLMI/MI	20.03	20.03	20.03	20.03
Density (ASTM, pellets)	0.9381	0.9375	0.9379	0.9378
Melt Strength (190 C)	13.10	18.60	15.80	too high
Melt Strength (250 C)	6.10	9.60	8.90	34.90
Shear Thinning Index	5.37	4.63	19.82	80.60
Strain Hardening Index	n/a	1.00	4.14	16.64
Ea		in progress	in progress	in progress
GPC-3d				
Mn	26352	29682	27576	28242
Mw	90911	93851	94584	125147
Mz	170268	176178	240151	769345
Mw/Mn	3.45	3.16	3.43	4.43
Mz/Mw	1.87	1.88	2.54	6.15

Table 8A: Summary of Process Data – resin density 0.95

	HP-100 base	VP-100 base	VP-100 + 0.1% Univ8	VP-100 + 0.25% Univ8	VP-100 + 0.5% Univ8
Data Point		303-153	303-154	303-155	303-156
Example	38	39	40	41	42
Catalyst from Example	HP100	17	18	19	20
Chemist ID #	EX-370 STD	HFP / 757 base	HfP, 0.001 (Univ08)ZrCl ₂	HfP, 0.0025 (Univ08)ZrCl ₂	HfP, 0.005 (Univ08)ZrCl ₂
Start Time	1700	1500	1900	300	2300
Finish Time next day	1100 same day	500	700	1100 same day	1500
PROCESS DATA					
H ₂ conc. (molppm)	84	115	115	117	114
Hydrogen flow (sccm)	7.61	3.37	3.32	3.28	3.04
Comonomer conc. (mol%)	0.057	0.019	0.003	0.009	0.003
C ₂ conc. (mol%)	35.0	35.0	35.0	35.0	35.0
Comonomer/C ₂ Flow Ratio	0.007	0.003	0.003	0.003	0.003
C ₂ flow (g/hr)	587	647	632	646	608
H ₂ /C ₂ Ratio	2.4	3.3	3.3	3.3	3.3
Comonomer/C ₂ Ratio	0.002	0.001	0.00007	0.00027	0.00007
Rx. Pressure (psig)	300	300	300	300	300
Reactor Temp (F)	175	175	175	175	175
Avg. Bedweight (g)	1864	1881	1879	1910	1897
Production (g/hr)	313	457	472	446	432
Residence Time (hr)	6.0	4.1	4.0	4.3	4.4
C ₂ Utilization (gC ₂ /gC ₂ poly)	1.87	1.42	1.34	1.45	1.41
Avg Velocity (ft/s)	1.57	1.56	1.56	1.55	1.56
Catalyst Timer (minutes)	15.0	45.0	45.0	45.0	43.0
Catalyst Feed (g/hr)	0.694	0.231	0.231	0.231	0.242
Cat Prod. (g/g) - MB(new=.249)	314	1377	1422	1343	1243
Product Data					
Bulk Density	0.4200	0.4038	0.4093	0.4057	0.3884
Powder Flow Time	6.81	7.88	7.34	7.15	6.81
Total Production (grams)	15531	33596	15131	13092	26301
Number of Bedturnovers	8.3	17.9	8.1	6.9	13.9
Basic Resin Data					
MI	1.32	0.92	0.81	0.37	0.21
HLMI	20.60	18.27	13.96	12.18	9.29
HLMI/MI	15.54	19.86	17.17	32.91	44.24
Density	0.9469	0.9467	0.9485	0.9497	0.9488

Table 8B: Summary of Resin Data – resin density 0.94

	HP-100 base	VP-100 base	VP-100 + 0.1% Univ8	VP-100 + 0.25% Univ8	VP-100 + 0.5% Univ8
Product Data					
Resin 00270-157	020	030	040	050	060
MI (ASTM, pellets)	1.59	1.17	0.97	0.68	0.43
HLMI (ASTM, pellets)	29.50	19.00	16.80	14.40	10.97
HLMI/MI (ASTM, pellets)	18.55	16.24	17.32	21.18	25.51
Density (ASTM, pellets)	0.9505	0.9491	0.9514	0.9503	0.9512

[00201] The present inventors have found that the polymers produced by a catalyst system of the disclosure comprising a metallocene catalyst component and a non-metallocene catalyst component possess advantageous properties in comparison to polymer produced using the metallocene catalyst alone, and in comparison to conventional polymers.

[00202] As used herein, “melt strength” is defined as the force required to draw a molten polymer extrudate at a rate of 12mm/s² and at an extrusion temperature (190°C and 250°C were used herein) until breakage of the extrudate whereby the force is applied by take up rollers. The polymer is extruded at a velocity of 0.33 mm/s through an annular die of 2 mm diameter and 30 mm length. Melt strength values reported herein are determined using a Gottfert Rheotens tester and are reported in centi-Newtons (cN). Additional experimental parameters for determining the melt strength are listed in Table 9. For the measurements of melt strength, the resins were stabilized with 500 ppm of Irganox 1076 and 1500 ppm of Irgafos168.

Table 9: Melt Strength test parameters

Acceleration	12mm/s ²
Temperature	190.0 °C
Piston diameter	12 mm
Piston speed	0.4862 mm/s
Die diameter	2 mm
Die length	30 mm
Shear rate at the die	70.0 s ⁻¹
Strand length	125.0 mm
Vo	17.5 mm/s
Vs	70.8 mm/s

[00203] FIG. 2 shows the melt strength of non-limiting inventive resins 1, 2, and 3 compared with several conventional resins having low MI (BMC-100 untailored, BMC-100 tailored, Borouge FB2230, and EZP 1804). As seen in FIG. 2, the melt strength of inventive resin 3 is an order of magnitude higher than that of linear or long chain branched polyethylenes of similar MI.

[00204] It is known in the art that when a polymer is subjected to uniaxial extension, the extensional viscosity of the polymer increases with strain rate. It is also known that the transient uniaxial extensional viscosity of a linear polymer can be predicted. "Strain hardening" occurs when a polymer is subjected to uniaxial extension and the transient extensional viscosity increases more than what is predicted from linear viscoelastic theory. As defined herein, the strain hardening index is the ratio of the observed transient uniaxial extensional viscosity (η_E^+ observed) to the theoretically predicted transient uniaxial extensional viscosity (η_E^+ predicted). Strain hardening index is expressed herein as the following ratio:

$$\eta_E^+ \text{observed} / \eta_E^+ \text{predicted}.$$

[00205] Referring now to FIG. 3 there is provided the extensional viscosity of inventive resin 3 at a function of time. At conditions characteristic of film blowing for example strain rate of 1 sec^{-1} , temperature of 190°C , and time of 4 seconds (i.e., a strain (ϵ) of 4), the strain hardening index of the polymers of the present disclosure is a value greater than 3 in some embodiments, a value greater than 5 in other embodiments, a value greater than 8 in even other embodiments, and a value greater than 10 in still other embodiments.

[00206] or extensional viscosity measurements, the resins were stabilized with 500 ppm of Irganox 1076 and 1500 ppm of Irgafos168. The transient uniaxial extensional viscosity was measured at temperatures of 150°C and 190°C and different strain rates, 0.1 sec^{-1} , 1.0 sec^{-1} , and 10 sec^{-1} . For example, the transient uniaxial extensional viscosity can be measured using a SER-HV-401 Testing Platform, which is commercially available from Xpansion Instruments LLC, Tallmadge, OH, USA. The SER Testing Platform was used on a Rheometrics

ARES-LS rotational rheometer, which is available from TA Instruments. Inc., Newcastle, DE, USA. The SER Testing Platform is described in US patent 6,578,413, which is incorporated herein by reference. A general description of transient uniaxial extensional viscosity measurements is provided, for example in, "Strain hardening of various polyolefins in uniaxial elongational flow", The Society of Rheology, Inc. J. Rheol. 47(3), 619-630 (2003); and "Measuring the transient extensional rheology of polyethylene melts using the SER universal testing platform", The Society of Rheology, Inc. J. Rheol. 49(3), 585-606 (2005), incorporated herein by reference.

[00207] Extensional rheology data from the Sentmanat Extensional Rheometer (SER) indicate the inventive resins show strain hardening behavior and extremely high transient uniaxial extensional viscosities (also referred to herein simply as "extensional viscosity"). FIG. 3 shows extensional viscosity of inventive resin 3 as a function of time. The reference line in FIG. 3 is the predicted linear viscoelastic envelop.

[00208] The inventive resins show strong shear thinning. They can be readily extruded but have very high viscosities at low shear rates, providing for the high melt strength. FIG. 4 shows the shear thinning characteristics of inventive resins 1, 2 and 3 compared to the XCAT-HP base resin. As can be seen in FIG. 4, the inventive resins have similar viscosities at high frequencies but much higher viscosities at low frequencies than the base resin (shear thinning). FIG. 5 compares inventive resins 1, 2, and 3 with conventional resins (Borouge FB2230 and EZP 1804), which show very high/strong shear thinning characteristics. As can be seen in FIG. 5, the inventive resins have similar viscosities at high frequencies but much higher viscosities at low frequencies than comparative resins (comparative resins already show very high shear thinning).

[00209] In FIG. 6, the Van Gorp-Palmen plots of non-limiting inventive resins 2 and 3 are shown in comparison with the HP-100 base resin. FIG. 7 shows a comparison of the van Gorp-Palmen plots of non-limiting inventive resins 2 and 3 and two conventional resins (Borouge FB2230 and EZP 1804). EZP1804 exhibits the signature of a highly branched long-chain LLDPE. Borouge 2230 is a

commercial bimodal LLDPE that does not have long chain branches. Both conventional resins show the expected behavior.

Example 44 – Film Products

[00210] Despite the high viscosities, the material could readily be made into film with good bubble stability. Blown films were made using Haake Rheomex 252P single screw extruder in connection with a Brabender blown film die. The extruder was equipped with a 19 mm (0.75 inch) metering screw that has a compression ratio 3:1. Ratio of screw diameter over length was 20:1. Output rate was about 3.5 lbs/hr. Additional film blowing parameters are provided in Table 10.

Table 10: Film Blowing parameters

Film Blowing Conditions	
Temperature Profile	
Zone 1 (°C)	185
Zone 2 (°C)	185
Zone 3 (°C)	195
Die (°C)	200
Melt Temperature (°C)	198
Process Data	
Output (lb/h)	3.5
Head Pressure (psi)	343
Die Pressure (psi)	2350
Screw Speed (rpm)	32
Gauge (mils)	1

[00211] Tables 11 and 12 provide some properties of non-limiting example films produced from resins of the disclosure.

Table 11: Film Properties – Resin Density 0.93

Sample ID 00270-136	-011	-012	-021	-022	-031	-032	-041	-042	-051	-052
Material:										
Films from resin example	29	29	30	30	31	31	32	32	33	33
MI	1.25	1.254	1.10	1.10	0.91	0.91	0.73	0.73	0.09	0.089
HLMI	22.32	22.32	21.84	21.84	21.08	21.08	19.37	19.37	8.975	8.975
MIR	17.8	17.8	19.9	19.9	23.2	23.2	26.7	26.7	100.8	100.8
Density	0.928	0.928	0.929	0.929	0.930	0.930	0.931	0.931	0.929	0.929
Film Properties										
BUR	2.2	3.2	2.2	3.2	2.2	3.2	2.2	3.2	2.2	3
1% Secant Modulus (psi)										
MD	37695	40501	45924	39999	47090	36373	48140	41123		
TD	48655	46125	49548	54153	57231	52400	59120	49967		
Tensile										
Yield Strength (psi)										
MD	1847	1870	1946	2054	2061	1999	2109	2090		1,998
TD	2091	2069	2268	2309	2461	2493	2395	2435		
Elongation @ Yield (%)										
MD	5.2	5.5	5.5	6	5.4	5.3	5.4	5.4		5.7
TD	5.3	5.3	5.6	5	5.9	5.6	4.9	5.1		
Tensile Strength (psi)										
MD	6529	6601	5901	6675	6691	6757	7314	7197		8,678
TD	6518	6579	6446	6840	6499	6637	5855	6837		
Elongation @ Break (%)										
MD	596	628	380	492	454	567	386	462		165
TD	704	715	730	701	738	707	717	675		
Gloss (GU)*										
MD	74	67	62	55	60	51	37	33	18	15
TD	76	67	60	57	60	48	35	30	19	11
Haze										
	6	12.4	10.5	12.5	9.1	13.1	17.4	24.5	45.3	42.4
Clarity										
	97	96	84.7	86.7	87.2	84.5	70.5	73.3	40.2	35.5
Transmittance										
	92.6	92.6	92.6	92.7	92.6	92.8	92.5	74	91.9	92.2
Internal Haze										
	2.06	2.47	1.74	2.26	1.64	1.61	1.24	1.4	0.81	0.97
Elmendorf Tear										
MD (gms)	35.06	56.16	21.84	18.56	19.8	42.28	14.86	24.74		
TD (gms)	634.4	603.52	589.12	551.52	634.08	570.88	718.08	623.84		
MD (gms/mil)	34	57	19	22	19	45	15	27		
TD (gms/mil)	560	579	511	592	548	611	619	675		
Puncture										
Peak Load (lbs)	10.73	10.76	11.5	8.79	11.36	8.98	10.6	9.43		

Peak Force/mil (lbs/mil)	8.94	10.06	9.5	9.66	9.62	8.89	9.46	10.14		
Break Energy (inch-lbs)	17.98	23.49	14.79	14.88	15.67	14.44	14.74	16.14		
Break Energy/mil (inch-lbs/mil)	14.98	21.96	12.22	16.35	13.28	14.29	13.16	17.36		
Dart Drop										
gms	119	115.5	117	84	87	70	90	484		
gms/mil	99.17	107.94	96.69	92.31	73.73	69.31	80.36	90.3		
Shrink										
MD	87	80	89	88	90	88	89	86	88	85
TD	-18	13	-16	12	-14	21	-8	22	21	24
FAR										
	-10	-30	-20	-20	-20	-20	-20			
Gauge Mic (mils)										
Average	1.2	1.07	1.21	0.91	1.18	1.01	1.12	0.93	1.16	1.02
Low	0.95	0.84	1.05	0.6	0.96	0.56	0.89	0.6	0.51	0.54
High	1.68	1.41	1.69	1.2	1.49	1.55	1.35	0.93	1.71	1.38

Table 12: Film Properties – Resin Density 0.92

Sample ID 00270	-128-011	-128-021	128-031	-128-041	-128-051	-135-011	-135-021	-135-022
Material: Films from resin example	24	26	27	28	commercial control Exceed 1018 CA	1a	1b	1c
MI	1.331	0.6933	0.0808	0.093			0.59	0.59
HLMI	22.17	13.97	5.5	5.3			13.54	13.54
MIR	16.66	20.15	68.07	56.99			22.95	22.95
Density	0.91707	0.91671	0.91721	0.91712		0.91540	0.91636	0.91636
Film Properties								
BUR							2.2	3.2
Gauge (mil)	1.41	1.31	1.09	0.92	1.25			
Average	1.27	1.18	0.80	0.72	0.97	0.99	0.96	0.80
Low	1.60	1.46	1.37	1.14	1.53	0.68	0.76	0.55
High						1.27	1.13	1.21
Elmendorf Tear								
MD (g)	315	128	24	36	384	218	32	62
TD (g)	567	690	755	603	396	331	410	395
MD (g/mil)	255	105	29	49	311	233	34	79
TD (g/mil)	451	591	797	674	333	369	416	540
Dart Drop Mthd A								
(g)	*	301.5	*	*	*	288	249	225
(g/mil)	*	230	*	*	*	291	259	281
Tensile & Elongation								
Tensile @ Yield (psi)								
MD	1,129	1,170	1,622	1,308	1,227	1,086	1,290	

TD	1,244	1,352	1,520	1,420	1,317	1,132	1,227	
Ultimate Tensile (psi)								
MD	8,404	8,235	10,139	9,593	9,218	8,046	8,793	
TD	8,191	8,955	9,025	8,402	9,428	8,814	7,329	
Elongation @ Yield (%)								
MD	6.1	6.3	6.9	6.4	5.8	6.2	5.5	
TD	6	5.7	5.2	5.1	5.9	6.1	6.5	
Break Elongation (%)								
MD	661	570	311	324	9218	636	559	
TD	668	622	622	609	9428	620	486	
MD	21,675	20,776	27,391	25,079	23,856	19,821	21,395	
TD	20,449	22,779	31,745	24,763	23,377	18,103	20,055	
Puncture Mthd A								
Peak Force (lb)	15.2	15.7	10.8	14.2	12.0	9.4	11.6	
Peak Force (lb/mil)	10.8	12.0	9.9	15.4	9.6	9.5	12.1	
Break Energy (in-lb)	51.7	46.9	20.3	31.2	43.3	32.0	28.0	
Break Energy (in-lb/mil)	36.7	35.8	18.6	33.9	34.6	32.3	29.2	
Internal Haze (%)								
average value(%)	2.62	0.91	0.64	0.76	5.42	1.06	1.08	
Shrink (%)								
MD	62	81	87	89	30	47	84	81
TD	6	-9	3	8	19	8	21	14
GLOSS								
MD	47	67.7	12.5	19.8	9.4	44.5	42	
TD	46.6	70.1	14.5	16.8	9.6	42.6	37.6	
Haze (%)								
average value(%)	13.9	6.03	50.5	41.1	66.9	15.0	16.6	

*exhausted sample and unable to obtain 10/10 ratio

[00212] The phrases, unless otherwise specified, "consists essentially of" and "consisting essentially of" do not exclude the presence of other steps, elements, or materials, whether or not, specifically mentioned in this specification, as long as such steps, elements, or materials, do not affect the basic and novel characteristics of the invention, additionally, they do not exclude impurities normally associated with the elements and materials used.

[00213] For the sake of brevity, only certain ranges are explicitly disclosed herein. However, ranges from any lower limit may be combined with any upper limit to recite a range not explicitly recited, as well as, ranges from any lower limit may

be combined with any other lower limit to recite a range not explicitly recited, in the same way, ranges from any upper limit may be combined with any other upper limit to recite a range not explicitly recited. Additionally, within a range includes every point or individual value between its end points even though not explicitly recited. Thus, every point or individual value may serve as its own lower or upper limit combined with any other point or individual value or any other lower or upper limit, to recite a range not explicitly recited.

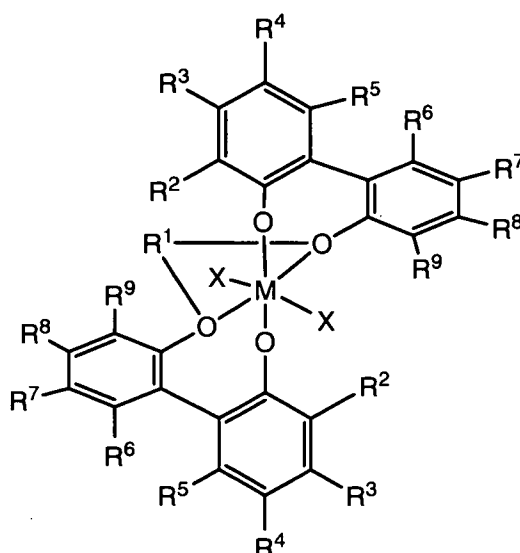
[00214] All priority documents are herein fully incorporated by reference for all jurisdictions in which such incorporation is permitted and to the extent such disclosure is consistent with the description of the present invention. Further, all documents and references cited herein, including testing procedures, publications, patents, journal articles, etc. are herein fully incorporated by reference for all jurisdictions in which such incorporation is permitted and to the extent such disclosure is consistent with the description of the present invention.

[00215] While the invention has been described with respect to a number of embodiments and examples, those skilled in the art, having benefit of this disclosure, will appreciate that other embodiments can be devised which do not depart from the scope and spirit of the invention as disclosed herein.

CLAIMS

What is claimed is:

1. A catalyst system comprising:
a metallocene catalyst compound;
a second catalyst compound having the following formula I:



formula I

wherein M is selected from the group consisting of Ti, Zr, and Hf; each R¹ through R⁹ may be independently selected from the group consisting of hydride, hydrocarbyl, lower hydrocarbyl, substituted hydrocarbyl, heterohydrocarbyl, alkyl, lower alkyl, substituted alkyl, heteroalkyl, alkenyl, lower alkenyl, substituted alkenyl, heteroalkenyl, alkynyl, lower alkynyl, substituted alkynyl, heteroalkynyl, alkoxy, lower alkoxy, aryloxy, hydroxyl, alkylthio, lower alkyl thio, arylthio, thioxy, aryl, substituted aryl, heteroaryl, aralkyl, aralkylene, alkaryl, alkaryl, alkylene, halide, haloalkyl, haloalkenyl, haloalkynyl, heteroalkyl, heterocycle, heteroaryl, heteroatom-containing group, silyl, boryl, phosphino, phosphine, amino, and amine; wherein X is least one leaving group; and optionally, a cocatalyst; and

a third catalyst compound, the third catalyst compound being a Group 15 atom and metal containing catalyst compound.

2. The catalyst system of claim 1, wherein said metallocene catalyst compound has a formula selected from the group consisting of $\text{Cp}^{\text{A}}\text{Cp}^{\text{B}}\text{M}'\text{X}'_n$, $\text{Cp}^{\text{A}}(\text{A})\text{Cp}^{\text{B}}\text{M}'\text{X}'_n$, $\text{Cp}^{\text{A}}(\text{A})\text{QM}'\text{X}'_n$ and $\text{Cp}^{\text{A}}\text{M}'\text{Q}_q\text{X}'_n$, wherein Cp^{A} and Cp^{B} may each be independently selected from the group consisting of cyclopentadienyl ligands and ligands isolobal to cyclopentadienyl, either or both Cp^{A} and Cp^{B} may contain heteroatoms, and either or both Cp^{A} and Cp^{B} may be substituted by one or more R groups, wherein M' is selected from the group consisting of Groups 3 through 12 atoms and lanthanide Group atoms, wherein X' may be any leaving group, wherein n is 0 or an integer from 1 to 4, wherein A is selected from the group consisting of divalent alkyls, divalent lower alkyls, divalent substituted alkyls, divalent heteroalkyls, divalent alkenyls, divalent lower alkenyls, divalent substituted alkenyls, divalent heteroalkenyls, divalent alkynyls, divalent lower alkynyls, divalent substituted alkynyls, divalent heteroalkynyls, divalent alkoxys, divalent lower alkoxys, divalent aryloxys, divalent alkylthios, divalent lower alkyl thios, divalent arylthios, divalent aryls, divalent substituted aryls, divalent heteroaryl, divalent aralkyls, divalent aralkylenes, divalent alkaryl, divalent alkarylenes, divalent haloalkyls, divalent haloalkenyls, divalent haloalkynyls, divalent heteroalkyls, divalent heterocycles, divalent heteroaryl, divalent heteroatom-containing groups, divalent hydrocarbyls, divalent lower hydrocarbyls, divalent substituted hydrocarbyls, divalent heterohydrocarbyls, divalent silyls, divalent boryls, divalent phosphinos, divalent phosphines, divalent aminos, divalent amines, divalent ethers, divalent thioethers; wherein R is selected from the group consisting of alkyls, lower alkyls, substituted alkyls, heteroalkyls, alkenyls, lower alkenyls, substituted alkenyls, heteroalkenyls, alkynyls, lower alkynyls, substituted alkynyls, heteroalkynyls, alkoxys, lower alkoxys, aryloxys, alkylthios, lower alkyl thios, arylthios, aryls, substituted aryls, heteroaryl, aralkyls, aralkylenes, alkaryl, alkarylenes, haloalkyls, haloalkenyls, haloalkynyls, heteroalkyls, heterocycles, heteroaryl, heteroatom-containing groups, hydrocarbyls, lower hydrocarbyls, substituted hydrocarbyls, heterohydrocarbyls, silyls, boryls, phosphinos, phosphines, aminos, amines, ethers, thioethers wherein Q is selected from the group consisting of heteroatom-containing ligands, ROO^\cdot ,

RO-, R(O)-, -NR-, -CR₂-, -S-, -NR₂, -CR₃, -SR, -SiR₃, -PR₂, -H, and substituted and unsubstituted aryl groups; and wherein q is selected from 0 to 3.

3. The catalyst system of any one of the preceding claims wherein said second catalyst compound is present in an amount in a range of from about 0.001 to about 5.0 mol% relative to said first compound.

4. The catalyst system of any one of the preceding claims, wherein the metallocene catalyst compound is selected from the group consisting of (Pentamethylcyclopentadienyl)(Propyl cyclopentadienyl)ZrX'₂, (Tetramethylcyclopentadienyl)(Propyl cyclopentadienyl)ZrX'₂, (Pentamethylcyclopentadienyl)(Butyl cyclopentadienyl)ZrX'₂, (Tetramethylcyclopentadienyl)(Butyl cyclopentadienyl)ZrX'₂, Me₂Si(Indenyl)₂ZrX'₂, Me₂Si(Tetrahydroindenyl)₂ZrX'₂, (n-propyl cyclopentadienyl)₂ZrX'₂, (n-propyl cyclopentadienyl)₂HfX'₂, (n-butyl cyclopentadienyl)₂ZrX'₂, (n-butyl cyclopentadienyl)₂HfX'₂, (1-Methyl, 3-Butyl cyclopentadienyl)₂ZrX'₂, HN(CH₂CH₂N(2,4,6-Me₃Phenyl))₂ZrX'₂, HN(CH₂CH₂N(2,3,4,5,6-Me₅Phenyl))₂ZrX'₂, (1-Me, 3-Bu-cyclopentadienyl)₂ZrCl₂, (Propyl cyclopentadienyl)(Tetramethylcyclopentadienyl)HfCl₂, (Butyl cyclopentadienyl)₂ZrCl₂, (Propyl cyclopentadienyl)₂ZrCl₂, (Butyl cyclopentadienyl)₂HfCl₂, (Propyl cyclopentadienyl)₂HfCl₂, and any combinations thereof.

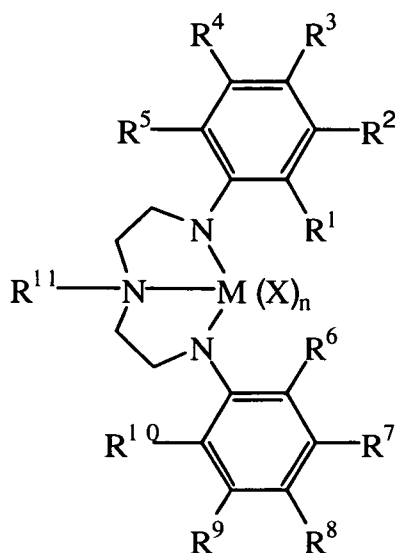
5. The catalyst system of any one of the preceding claims, wherein, for the second catalyst compound, the M is selected from the group consisting of Ti, Zr, and Hf; each R² is selected from the group consisting of alkyls, aryls, and heteroaryl; each R⁴ is selected from the group consisting of H, alkyls, and aryls; and X is selected from the group consisting of F, Cl, Br, I, Me, Bnz, CH₂SiMe₃, and C1 to C5 alkyls or alkenyls.

6. The catalyst system of any one of the preceding claims, wherein, for the second catalyst compound, the R^1 is selected from the group consisting of CH_2CH_2 , $(CH_2)_3$, $(CH_2)_4$, $CH_2CHMeCH_2$, $CH_2CMe_2CH_2$, Me_2Si , $CH_2SiMe_2CH_2$, and $CH_2SiR_2CH_2$; each R^2 may be any aryl group with substituents in the 2 and 6 positions; each R^3 and R^5 through R^9 are H; each R^4 is selected from the group consisting of H, Methyl, Ethyl, Propyl, Butyl, and Pentyl; and X is selected from the group consisting of F, Cl, Br, I, Me, Bnz, CH_2SiMe_3 , and C1 to C5 alkyls or alkenyls.

7. The catalyst system of any one of the preceding claims, wherein, for the second catalyst compound, the M is either Zr or Hf; each R^1 is either $(CH_2)_3$ or $(CH_2)_4$; each R^2 is selected from the group consisting of 2,6- Me_2Ph , 2,6- Et_2Ph , 2,6- Pr_2Ph , 2,6- Bu_2Ph , 2-MeNaphthyl, 2,4,6- Me_3Ph , 2,4,6- Et_3Ph , 2,4,6- Pr_3Ph , and carbazole; each R^4 is selected from the group consisting of H, Methyl and Butyl; and X is selected from the group consisting of F, Cl, and Me.

8. The catalyst system of any one of the preceding claims, wherein, for the second catalyst compound, the R^1 is $(CH_2)_3$; each R^2 is either 2,4,6- Me_3Ph or 2-MeNaphthyl; each R^4 is CH_3 ; X is Cl; and M is Zr.

9. The catalyst system of any one of the preceding claims, wherein the Group 15 atom and metal containing catalyst compound is represented by the following formula, formula A:



formula A

wherein M is selected from Group 4 atoms; R^1 through R^{11} are selected from a hydrogen radical, hydride, fluorine radical, chlorine radical, bromine radical, methyl, ethyl, n-propyl, isopropyl, n-butyl, isobutyl, tert-butyl and phenyl; X is selected from a fluorine ion, chlorine ion, bromine ion, methyl, phenyl, benzyl, phenyloxy and benzyloxy; and n is an integer ranging from 0 to 4.

10. The catalyst system of claim 9, wherein, in formula A, M is selected from Zr and Hf.

11. The catalyst system of any one of claims 9-10, wherein, in formula A, n is an integer ranging from 2 to 3.

12. The catalyst system of any one of claims 9-11, wherein, in formula A, R^1 through R^{11} are hydrogen radicals.

13. The catalyst system of any one of claims 9-12, wherein, in formula A, X is benzyl and n is 2.

14. The catalyst system of any one of the preceding claims, wherein the catalyst system comprises at least one cocatalyst and optionally includes a support.

15. The catalyst system of claim 14, wherein the cocatalyst is methylaluminoxane and the support is present and is silica.

16. A method for olefin polymerization comprising:
contacting one or more olefin monomers with the catalyst system of any one of claims 1-15 under olefin polymerization conditions to produce a polyolefin product.

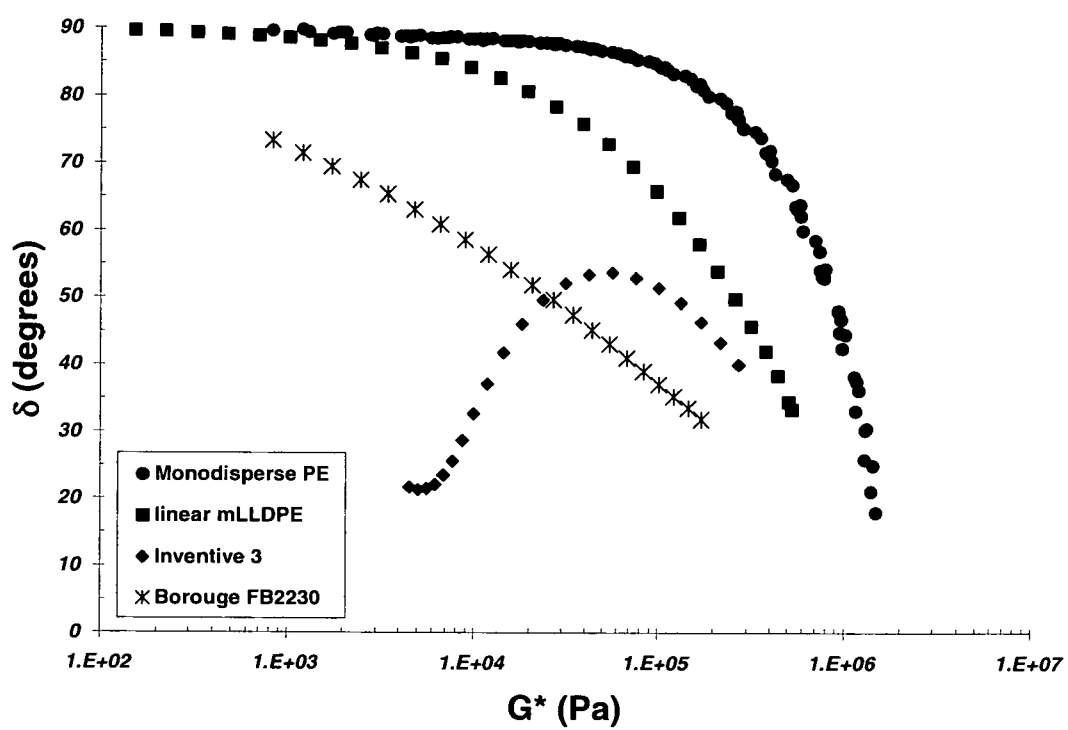
17. The method of claim 16, wherein the one or more olefin monomers comprise ethylene, and optionally, hexene, butene, octene, or mixtures thereof.

18. The method of claim 16, wherein the one or more olefin monomers further comprise at least one comonomer species selected from the group consisting of ethylene, propylene, 1-butene, t-pentene, 1-hexene, 1-heptene, 1-octene, and mixtures thereof.

19. The method of any one of claims 16-18, wherein the contacting is in a gas-phase, slurry-phase, solution-phase reactor, or combination of reactors thereof.

20. The method of any one of claims 16-18, wherein the contacting is in a gas-phase reactor.

FIG. 1



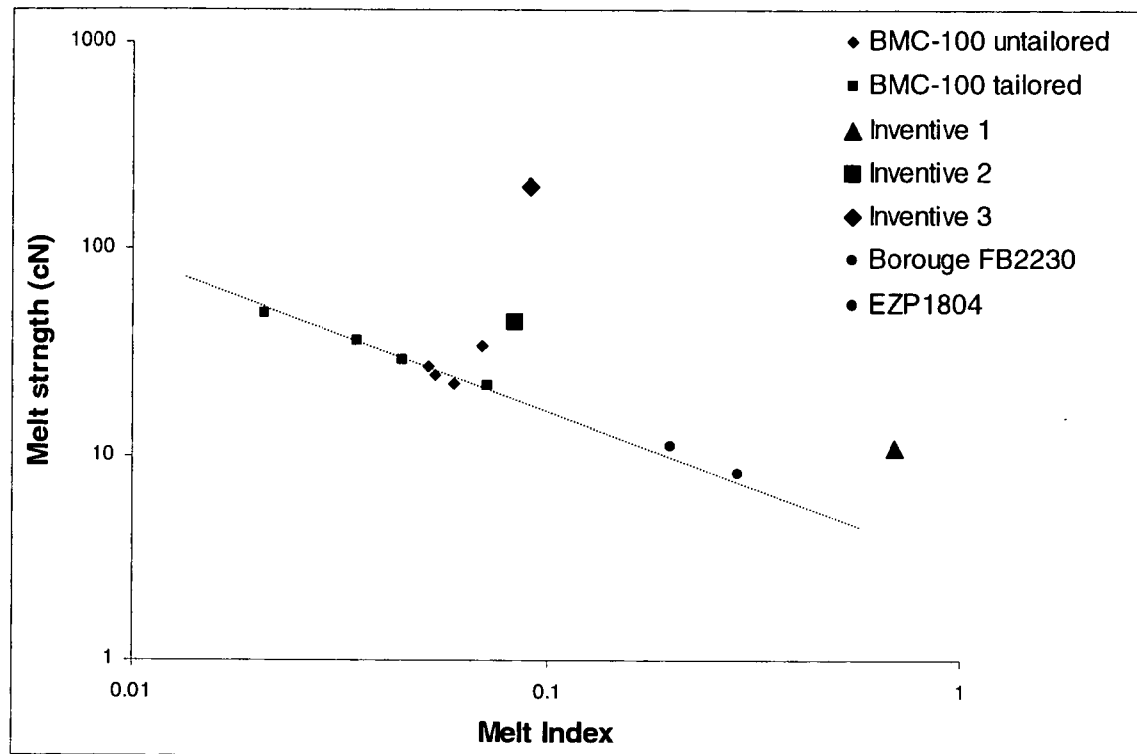


FIG. 2

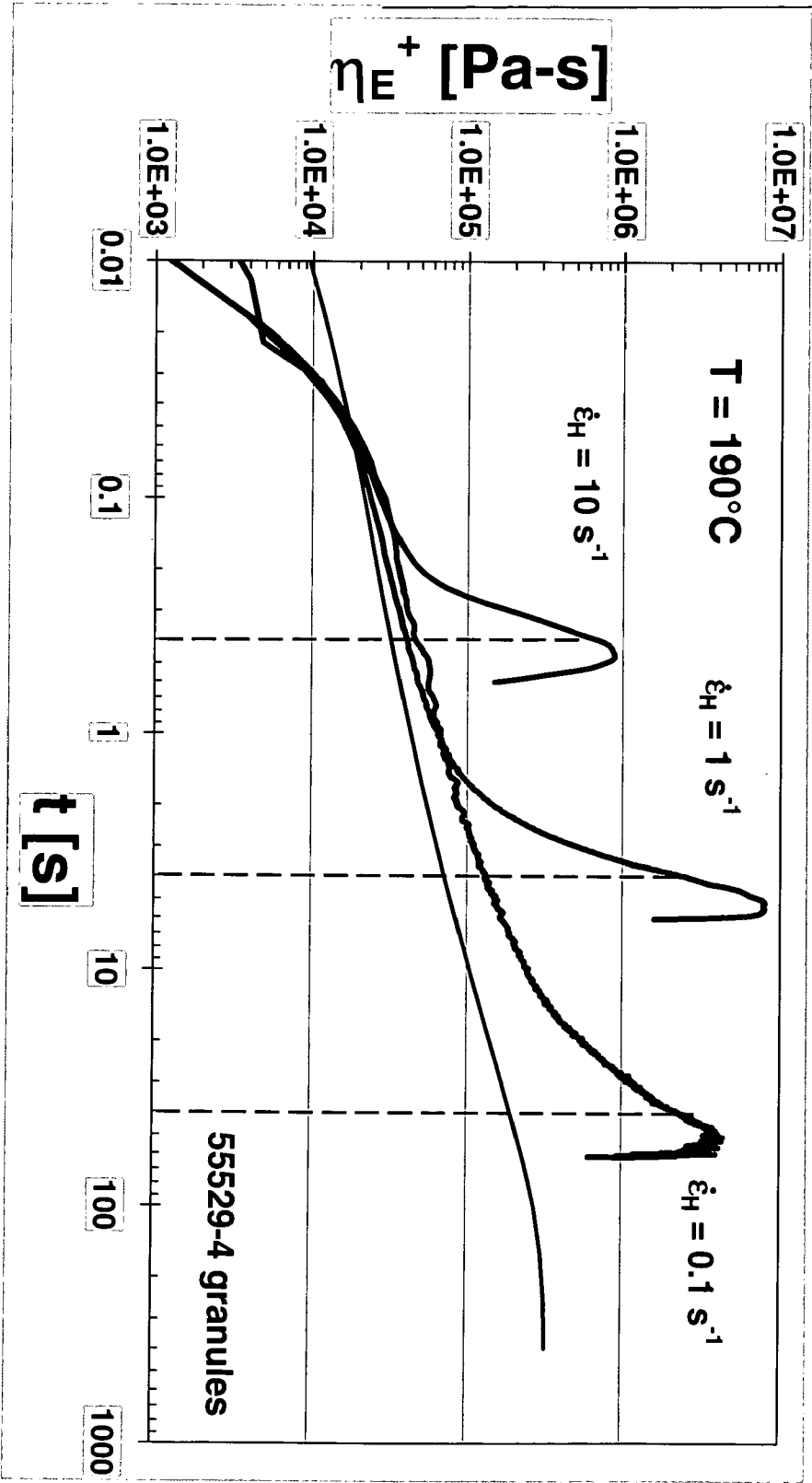


FIG. 3

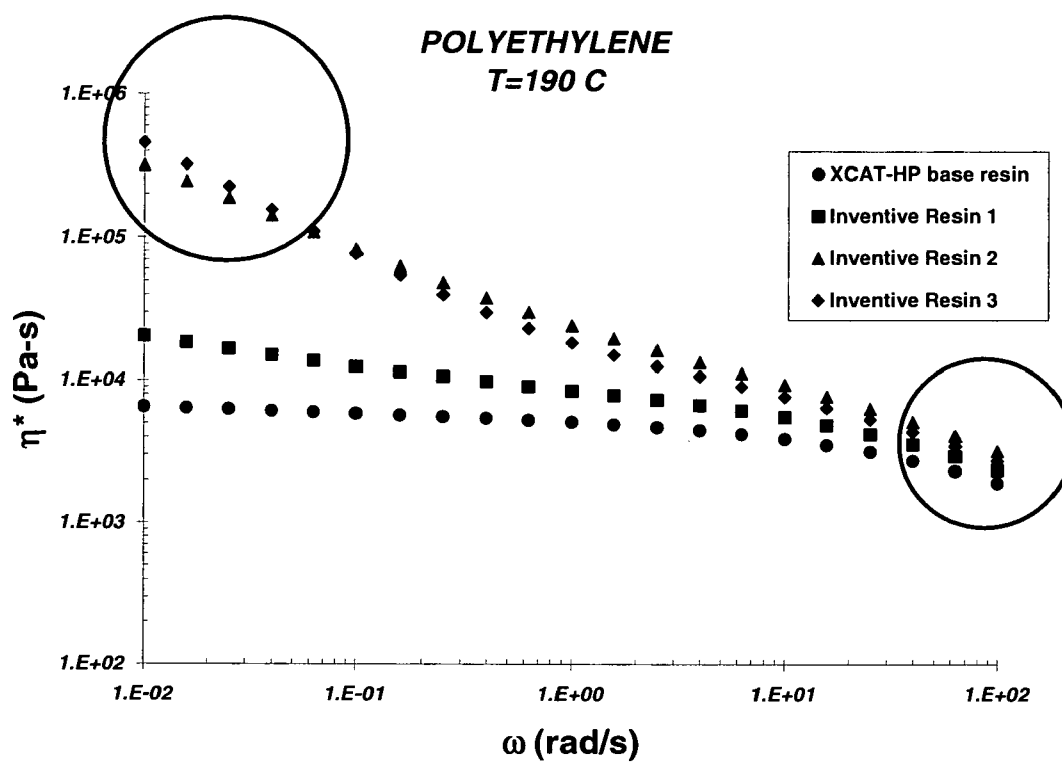


FIG. 4

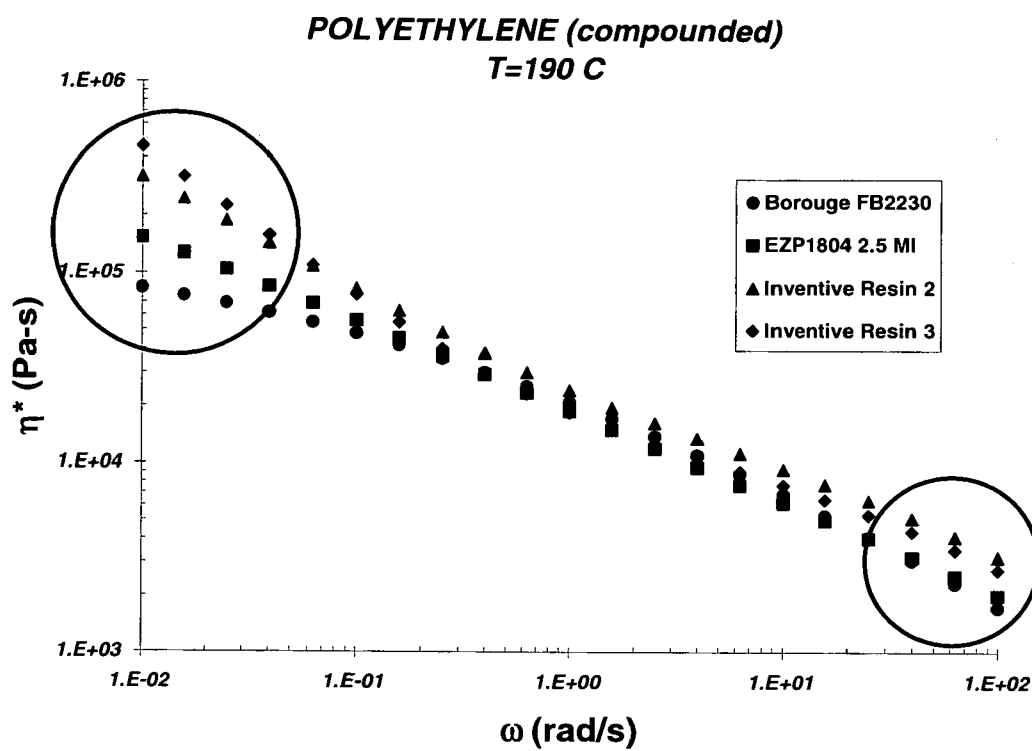
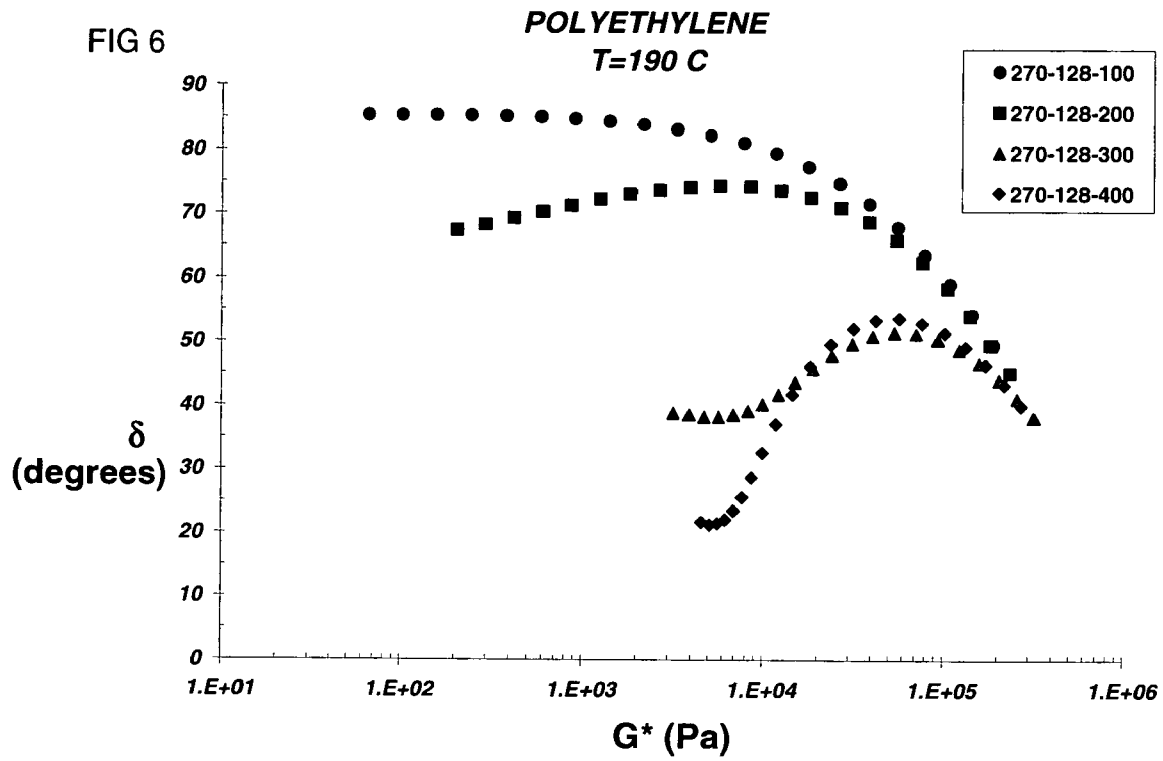


FIG. 5



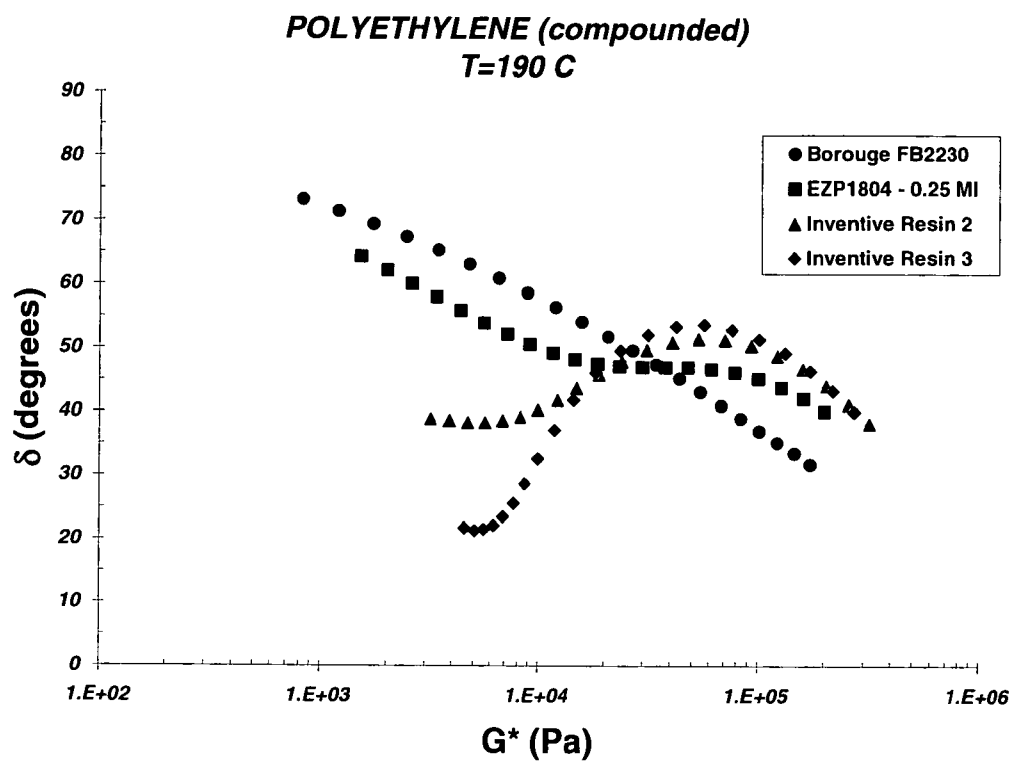


FIG 7

INTERNATIONAL SEARCH REPORT

International application No

PCT/US2008/012823

A. CLASSIFICATION OF SUBJECT MATTER

INV. C08F10/00 C08F4/64 C08F4/6592

According to International Patent Classification (IPC) or to both national classification and IPC

B. FIELDS SEARCHED

Minimum documentation searched (classification system followed by classification symbols)

C08F C07F

Documentation searched other than minimum documentation to the extent that such documents are included in the fields searched

Electronic data base consulted during the international search (name of data base and, where practical, search terms used)

EPO-Internal, CHEM ABS Data

C. DOCUMENTS CONSIDERED TO BE RELEVANT

Category*	Citation of document, with indication, where appropriate, of the relevant passages	Relevant to claim No.
Y	WO 2006/086104 A (UNIVATION TECH LLC [US]; KWALK TAE HOON [US]) 17 August 2006 (2006-08-17) examples 1,2 examples 1,2; table 1	1-20
Y	US 2004/010103 A1 (BOUSSIE THOMAS R [US] ET AL) 15 January 2004 (2004-01-15) the whole document	1-20
A	WO 01/40330 A (UNIVATION TECH LLC [US]) 7 June 2001 (2001-06-07) page 38 - page 39	1-20
A	US 4 659 685 A (COLEMAN III WILLIAM M [US] ET AL) 21 April 1987 (1987-04-21) table 1	1-20
	----- -/--	



Further documents are listed in the continuation of Box C.



See patent family annex.

* Special categories of cited documents :

- *A* document defining the general state of the art which is not considered to be of particular relevance
- *E* earlier document but published on or after the international filing date
- *L* document which may throw doubts on priority claim(s) or which is cited to establish the publication date of another citation or other special reason (as specified)
- *O* document referring to an oral disclosure, use, exhibition or other means
- *P* document published prior to the international filing date but later than the priority date claimed

- *T* later document published after the international filing date or priority date and not in conflict with the application but cited to understand the principle or theory underlying the invention
- *X* document of particular relevance; the claimed invention cannot be considered novel or cannot be considered to involve an inventive step when the document is taken alone
- *Y* document of particular relevance; the claimed invention cannot be considered to involve an inventive step when the document is combined with one or more other such documents, such combination being obvious to a person skilled in the art.
- *G* document member of the same patent family

Date of the actual completion of the international search

17 March 2009

Date of mailing of the international search report

25/03/2009

Name and mailing address of the ISA/

European Patent Office, P.B. 5818 Patentlaan 2
NL - 2280 HV Rijswijk
Tel. (+31-70) 340-2040,
Fax: (+31-70) 340-3016

Authorized officer

Parry, Julian

INTERNATIONAL SEARCH REPORT

International application No

PCT/US2008/012823

C(Continuation). DOCUMENTS CONSIDERED TO BE RELEVANT

Category*	Citation of document, with indication, where appropriate, of the relevant passages	Relevant to claim No.
A	WO 2007/035485 A (DOW GLOBAL TECHNOLOGIES INC [US]; WENZEL TIMOTHY T [US]; CARNAHAN EDMU) 29 March 2007 (2007-03-29) page 79; example A4 -----	1-20

INTERNATIONAL SEARCH REPORT

Information on patent family members

International application No

PCT/US2008/012823

Patent document cited in search report		Publication date	Patent family member(s)	Publication date
WO 2006086104	A	17-08-2006	CN 101133115 A	27-02-2008
			US 2006178482 A1	10-08-2006
			US 2008064817 A1	13-03-2008
<hr/>				
US 2004010103	A1	15-01-2004	NONE	
<hr/>				
WO 0140330	A	07-06-2001	AT 270678 T	15-07-2004
			AU 773207 B2	20-05-2004
			AU 5135800 A	12-06-2001
			BR 0016035 A	30-07-2002
			CA 2393347 A1	07-06-2001
			CN 1409732 A	09-04-2003
			DE 60012051 D1	12-08-2004
			DE 60012051 T2	28-07-2005
			EG 22804 A	31-08-2003
			EP 1244718 A1	02-10-2002
			ES 2223529 T3	01-03-2005
			JP 2003515631 T	07-05-2003
			MX PA02005421 A	29-11-2002
			NO 20022602 A	11-07-2002
			PL 355611 A1	04-05-2004
			RU 2233292 C2	27-07-2004
			SK 7692002 A3	04-02-2003
			TR 200201454 T2	21-11-2002
			US 2002111443 A1	15-08-2002
			US 6399722 B1	04-06-2002
			ZA 200203997 A	20-08-2003
<hr/>				
US 4659685	A	21-04-1987	NONE	
<hr/>				
WO 2007035485	A	29-03-2007	AR 058450 A1	06-02-2008
			CA 2622711 A1	29-03-2007
			CN 101309943 A	19-11-2008
			EP 1926763 A1	04-06-2008
			KR 20080056206 A	20-06-2008
			US 2008269412 A1	30-10-2008