



US00D722101S

(12) **United States Design Patent**
Kikuyama

(10) **Patent No.:** **US D722,101 S**
(45) **Date of Patent:** **** Feb. 3, 2015**

(54) **SPRAY PAINTER EYEWEAR**

(71) Applicant: **Kendall Masao Kikuyama**, Honolulu, HI (US)

(72) Inventor: **Kendall Masao Kikuyama**, Honolulu, HI (US)

(**) Term: **14 Years**

(21) Appl. No.: **29/463,574**

(22) Filed: **Jan. 8, 2014**

Related U.S. Application Data

(63) Continuation of application No. 13/199,315, filed on Aug. 24, 2011.

(51) **LOC (10) Cl.** **16-06**

(52) **U.S. Cl.**
USPC **D16/309; D16/311**

(58) **Field of Classification Search**

USPC D16/101, 300-342, 900; D29/109-110;
351/41, 44, 51-52, 62, 158, 92,
351/103-123, 140-153, 63, 59, 45-46;
2/426-432, 447-449, 441, 434-437,
2/13, 15; D21/483, 659-661; D14/372

See application file for complete search history.

(56) **References Cited**

U.S. PATENT DOCUMENTS

1,954,184 A * 4/1934 Schlumbohm 2/433
4,288,878 A * 9/1981 Helmbreck 2/427
D694,308 S * 11/2013 Kikuyama D16/301

OTHER PUBLICATIONS

Wikipedia Article, Inuit Snow Goggles http://en.wikipedia.org/wiki/Inuit_snow_goggles.

<http://www.jefpat.org/images/CuratorsChoiceImages/Year%202013/Dec2013/inuit%20goggles-edited.jpg>.
http://25.media.tumblr.com/tumblr_lyv7yoHGTrIqzigwwo1_400.jpg.
http://r1v.zcache.com/inuit_sun_snow_glasses_posters-r6ccf447747b545289afafe015aa717fe_wvy_8byvr_512.jpg.
Cunningham, Kevin and Peter Benoit. *The Inuit*. Scholastic, Children's Press, A True Book, 2011, p. 23.
Ipellie, Alootook with David MacDonald. *The Inuit Thought of It: Amazing Arctic Innovations*. Annick Press Ltd., 2007, 4th printing, Apr. 2012, p. 27.

* cited by examiner

Primary Examiner — Raphael Barkai

(74) *Attorney, Agent, or Firm* — Martin E. Hsia; Keri Ann Krzykowski

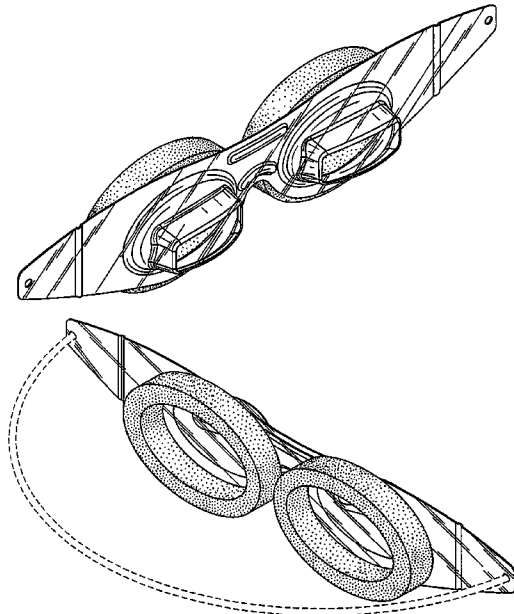
(57) **CLAIM**

The ornamental design for spray painter eyewear, as shown and described.

DESCRIPTION

FIG. 1 is a perspective view of a presently preferred embodiment of the spray painter eyewear of my new design from the front left thereof;
FIG. 2 is an elevational view thereof from the front;
FIG. 3 is an elevational view thereof from the rear;
FIG. 4 is an elevational view thereof from the left, the elevational view from the right being the mirror image thereof;
FIG. 5 is a top plan view thereof;
FIG. 6 is a bottom plan view thereof; and,
FIG. 7 is a perspective view thereof from the rear left thereof. The broken lines in FIG. 7 show unclaimed subject matter, and form no part of the claimed design.

1 Claim, 3 Drawing Sheets



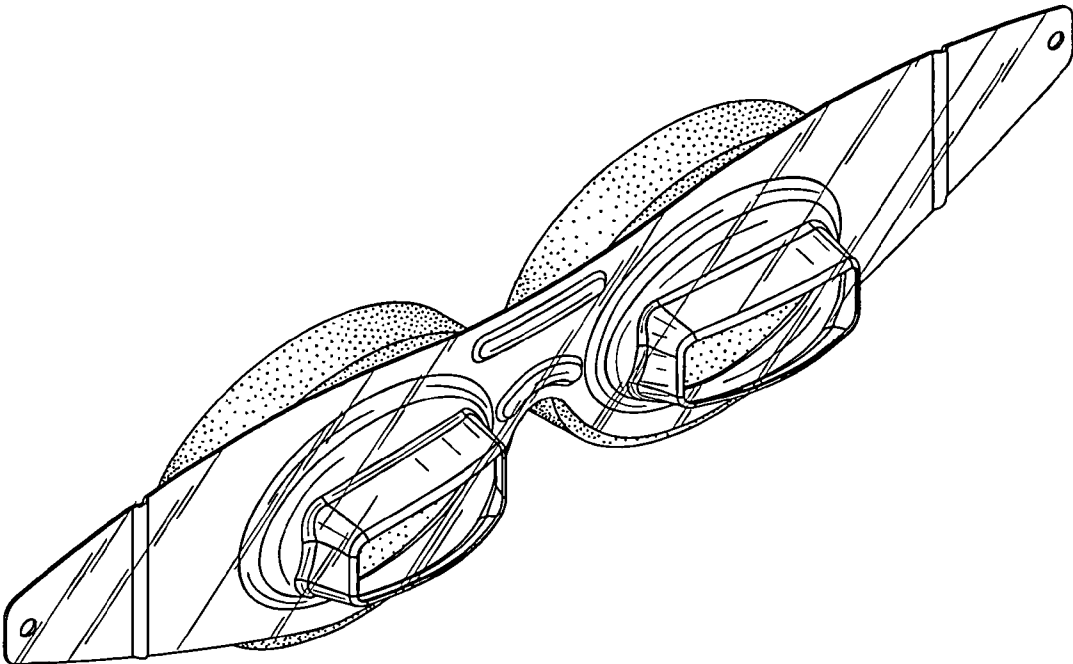


FIG. 1

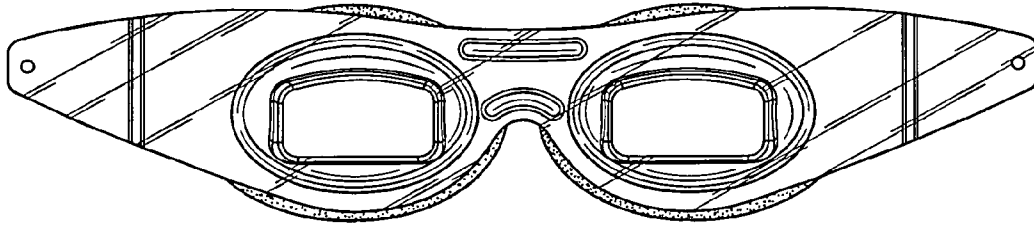


FIG. 2

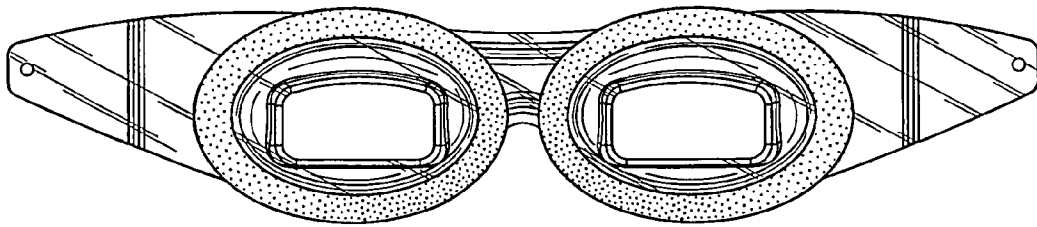


FIG. 3




FIG. 4

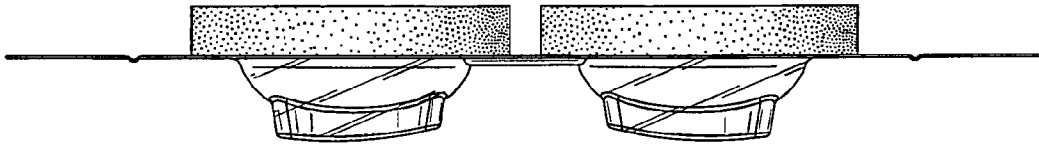


FIG. 5

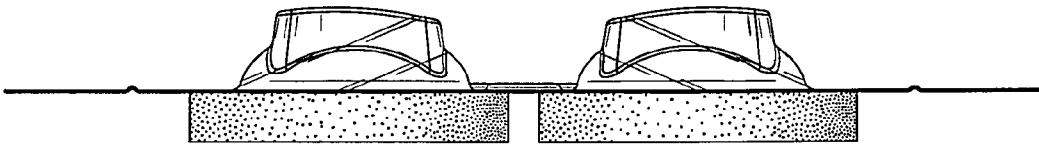


FIG. 6

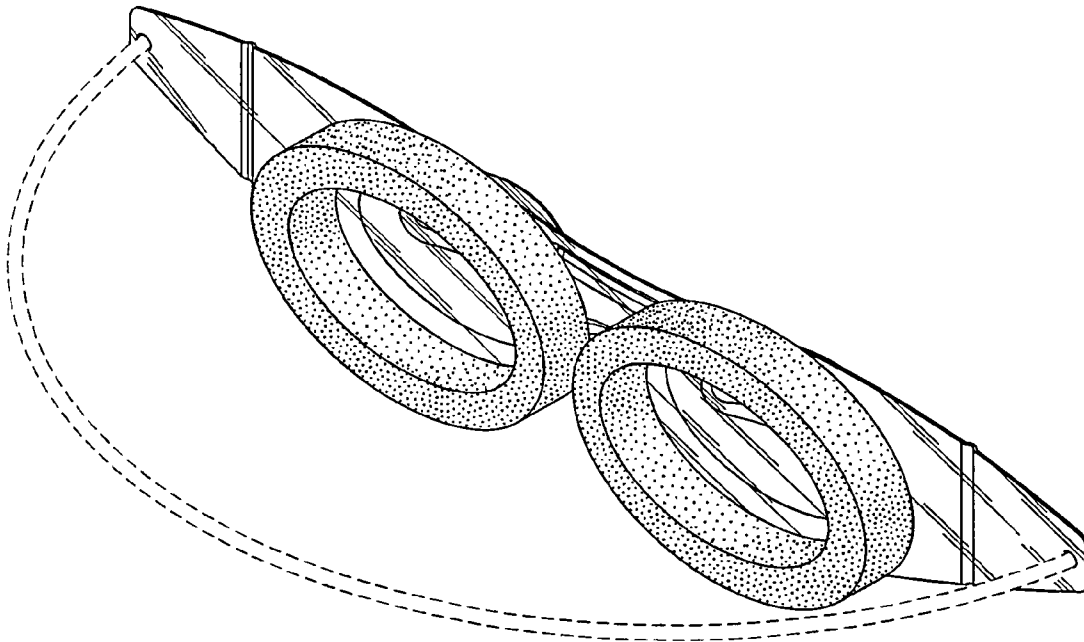


FIG. 7