



US00D373667S

United States Patent [19]
Hunsaker

[11] **Patent Number:** **Des. 373,667**
[45] **Date of Patent:** ****Sep. 10, 1996**

[54] **GOLF BAG DOLLY CART**

[76] Inventor: **Gary B. Hunsaker**, 4475 Dupont Ct.
#10, Ventura, Calif. 93003

[**] Term: **14 Years**

[21] Appl. No.: **42,671**

[22] Filed: **Aug. 14, 1995**

[52] U.S. Cl. **D34/15; D34/27**

[58] Field of Search **D34/12, 15, 27,**
D34/23; 280/79.2, 79.5, DIG. 5, DIG. 6

[56] **References Cited**

U.S. PATENT DOCUMENTS

4,222,580	9/1980	Krokonko	280/79.2
5,123,667	6/1992	Stolzman	280/79.5
5,292,140	3/1994	Laing	280/79.5
5,472,220	12/1995	Stephan	280/79.5

Primary Examiner—Kay H. Chin

Attorney, Agent, or Firm—Gene W. Arant

[57] **CLAIM**

The ornamental design for a golf bag dolly cart, as shown and described.

DESCRIPTION

FIG. 1 is a perspective view of a golf bag dolly cart showing my new design, the broken lines are for illustrative purposes only and form no part of the claimed design;

FIG. 2 is a front elevation view;

FIG. 3 is a right side elevation view;

FIG. 4 is a left side elevation view;

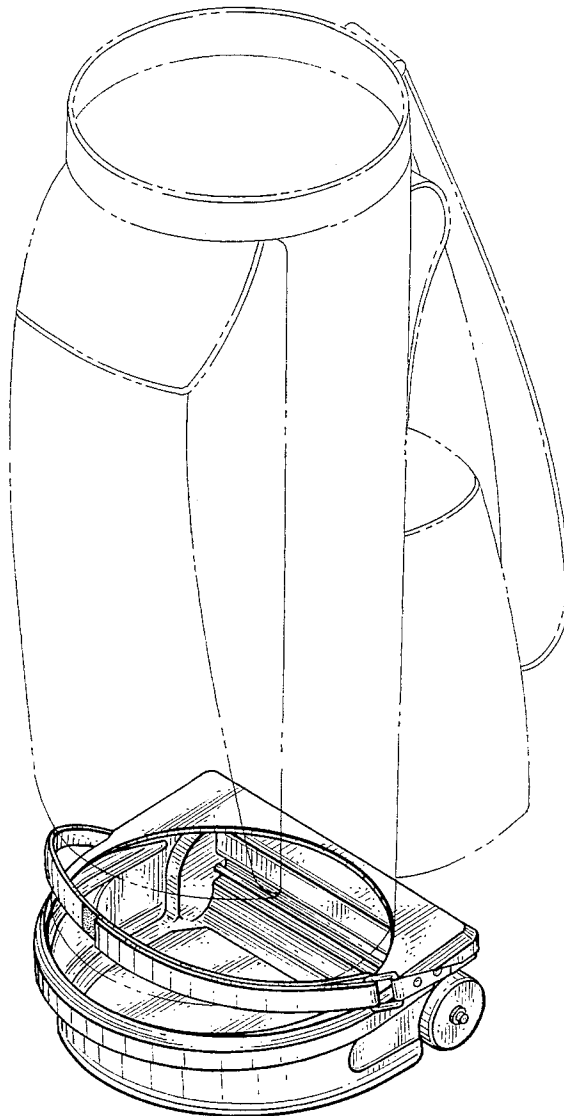
FIG. 5 is a rear elevation view;

FIG. 6 is a top plan view;

FIG. 7 is a bottom view; and,

FIG. 8 is a second embodiment of the golf bag dolly cart, the rear and bottom of the cart is the same as the FIGS. 5 and 7.

1 Claim, 3 Drawing Sheets



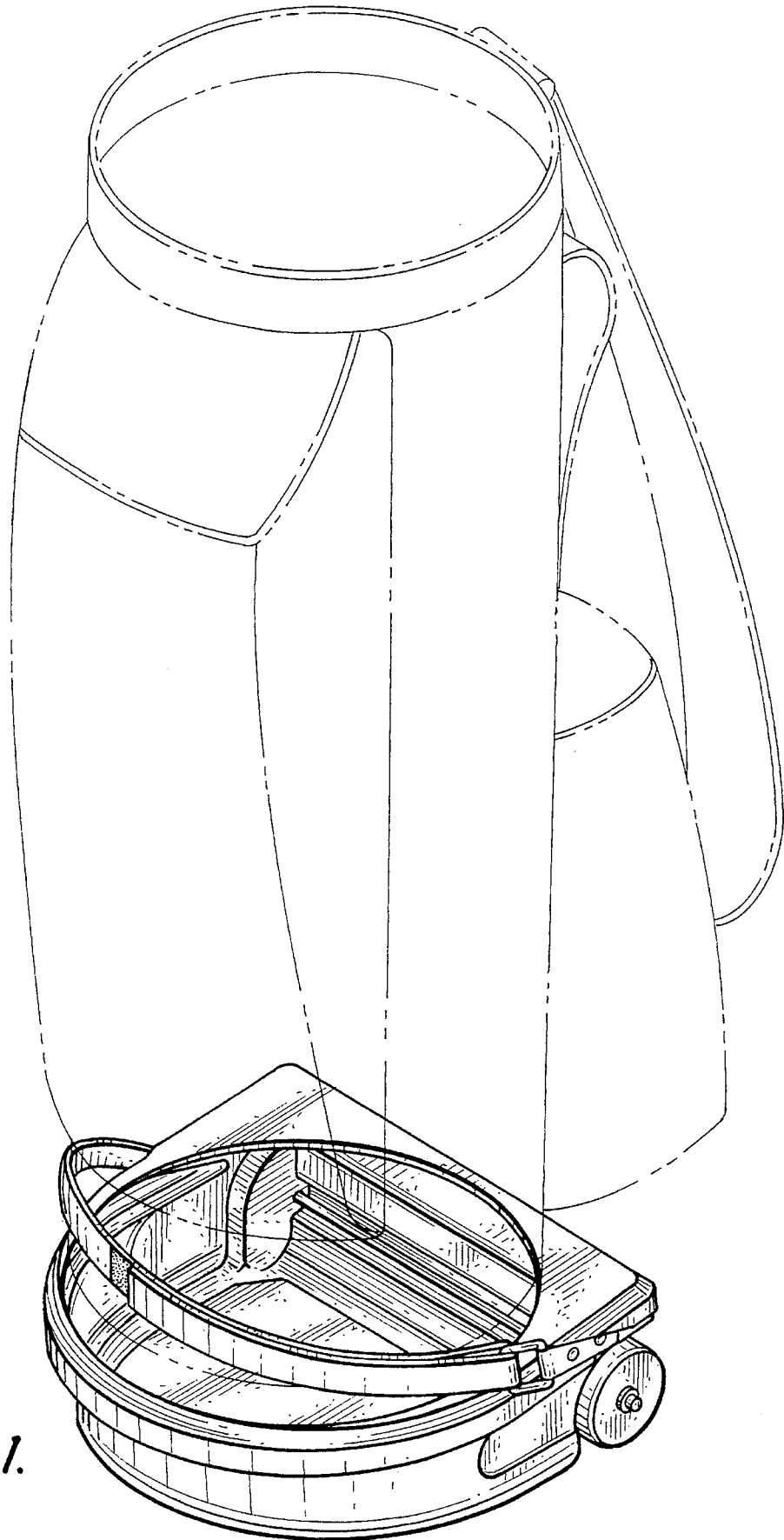


Fig. 1.

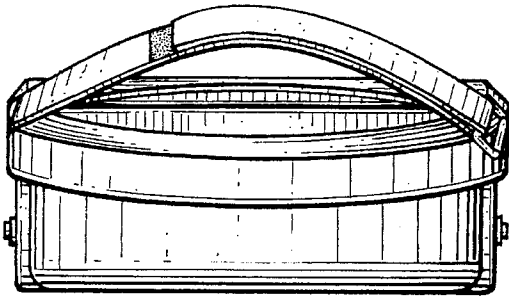


Fig. 2

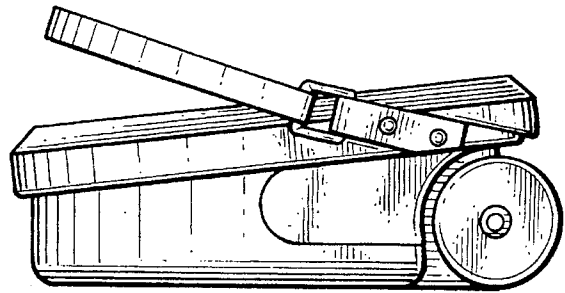


Fig. 3.

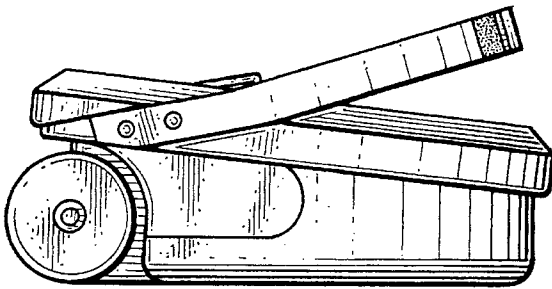


Fig. 4.

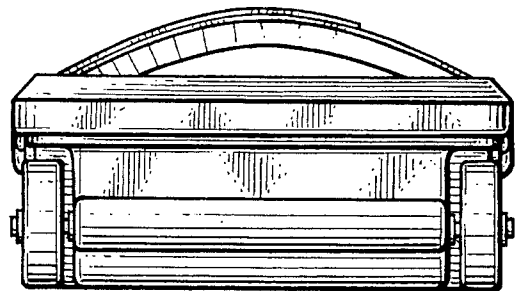


Fig. 5.

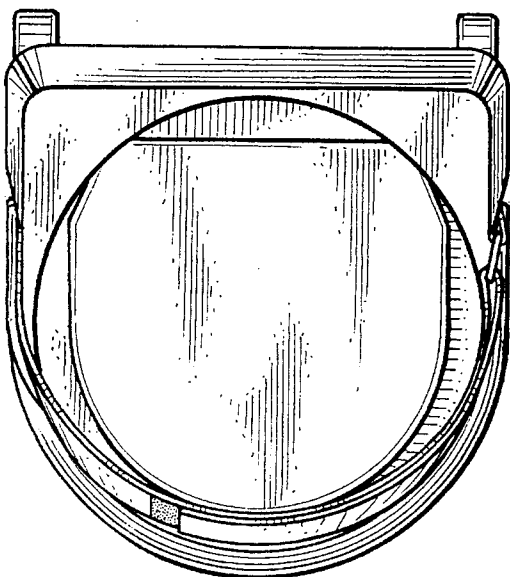


Fig. 6.

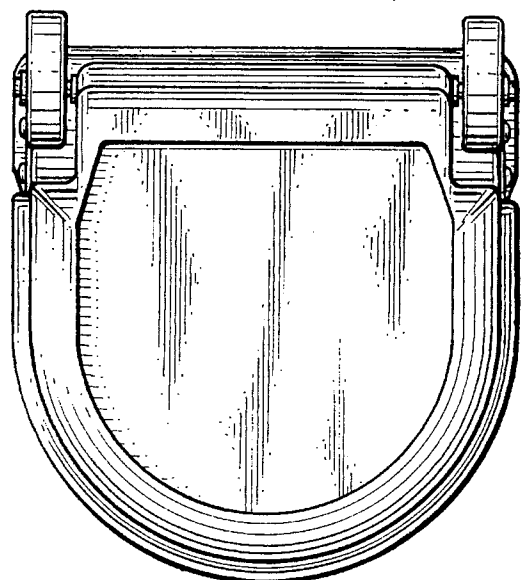


Fig. 7.

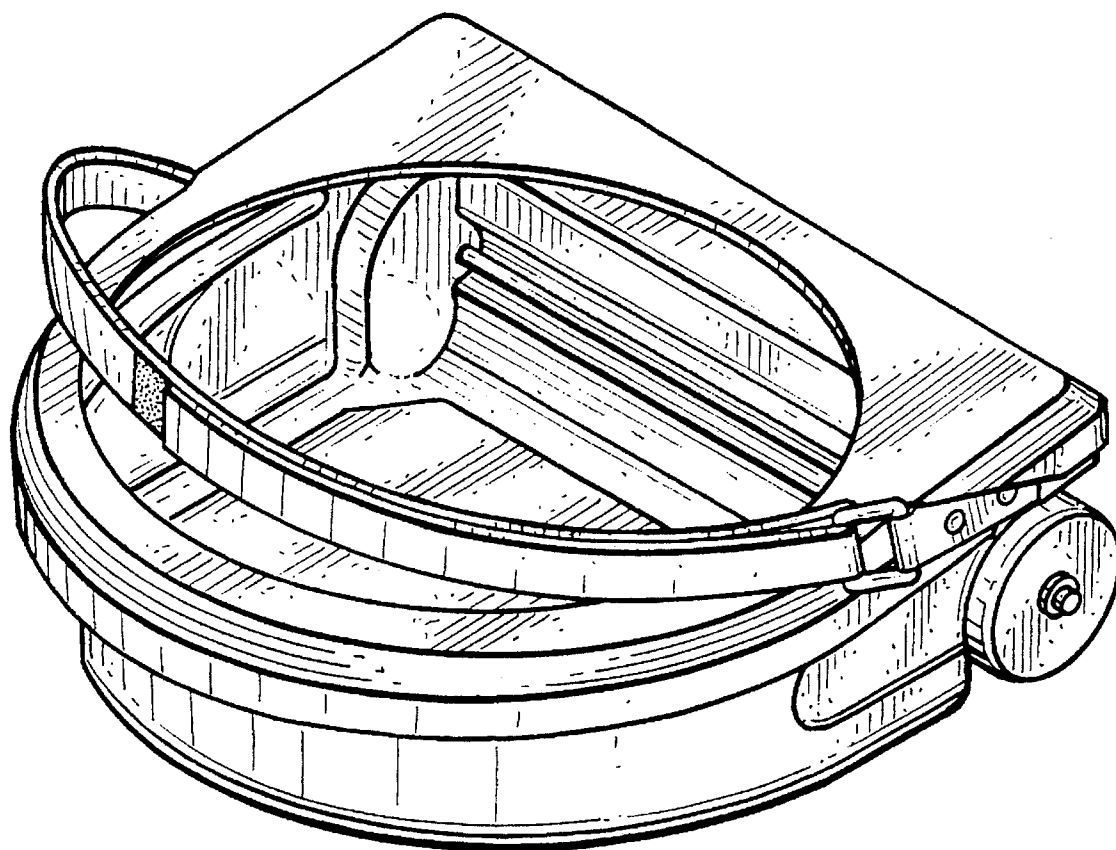


Fig. 8.