

D. SKIDMORE.  
Hinge.

No. 167,576.

Patented Sept. 7, 1875.

Fig. 1.

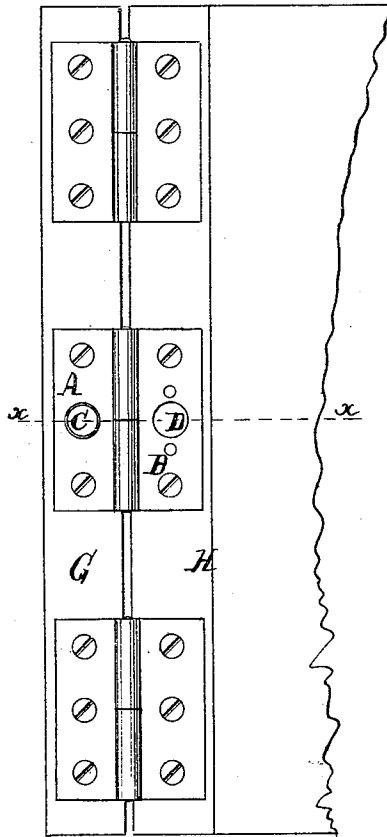


Fig. 5.

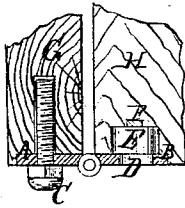


Fig. 2.

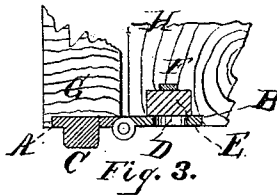
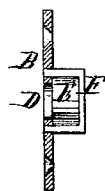
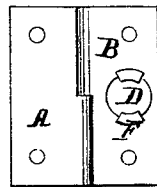


Fig. 4.



Witnesses.  
Otto Kufelaud.  
Chas. Wahlen

Inventor.  
Darius Skidmore  
for  
Van Santvoord & Hauff  
Attors

# UNITED STATES PATENT OFFICE.

DARIUS SKIDMORE, OF SENECA FALLS, NEW YORK.

## IMPROVEMENT IN HINGES.

Specification forming part of Letters Patent No. 167,576, dated September 7, 1875; application filed August 6, 1875.

*To all whom it may concern:*

Be it known that I, DARIUS SKIDMORE, of Seneca Falls, in the county of Seneca and State of New York, have invented a new and useful Improvement in Hinges, which improvement is fully set forth in the following specification, reference being had to the annexed drawing, in which—

Figure 1 represents a front view of my improvement applied to a door. Fig. 2 is a cross-section thereof in the plane of the line *x x*, Fig. 1. Fig. 3 is a longitudinal section of one of the leaves. Figs. 4 and 5 are modifications.

Similar letters indicate corresponding parts.

This invention consists of a hinge, one of the leaves of which is constructed with a laterally-projecting stud, and the remaining leaf is constructed with an aperture, against the inner portion of which is retained a cushion in such manner that when the hinge is applied to a door the noise occasioned by the sudden closing of the same is prevented to a great extent.

In the drawing, the letters A B designate the leaves of a hinge, constructed according to my invention. These leaves A B are jointed in the ordinary way, and the leaf A has a stud, C, projecting laterally thereon, while in the leaf B is formed an aperture, D, the stud and the aperture being coincident, or nearly so, when the hinge is properly put together, so that the stud enters the aperture when the leaves are caused to approach each other. Contiguous to the aperture D, and against the rear face of the leaf B, is situated a cushion, E, of india rubber or other suitable material, which is held in its place by the leaf of the hinge when the same is secured to a door, or by a retaining device, F. This latter device may have the form of a strap, which passes over the cushion, and the two ends of which are fastened to the leaf B on opposite sides of the hole D, as shown in Figs. 2 and 3; or two segmental lips may be formed in lieu thereof near the edge of the aperture D, as seen in Fig. 4, in which latter case the cush-

ion E is held simply by compression between the lips.

In addition to the stud C and aperture D, the leaves A B are provided with screw-holes to adapt the hinge to be secured to a door or other object or structure, to which, in Figs. 1 and 2, I have shown it applied, G being the door and H its post.

It will be readily understood that in shutting the door the leaves A B are caused to approach each other, and the stud C thus entering the aperture D, and striking against the cushion E, a complete deadening of noise takes place, and slamming of the door is prevented.

It is obvious that my improvement is applicable to hinges of any form, and I do not wish to confine myself to the form here shown.

The advantage peculiar to preventing the slamming of doors, as by my invention, is apparent. By this means breaking of glass and tearing of plaster from walls is prevented, as well as disagreeable noise or shock, thus making my invention very valuable for the sick room and hospital.

The stud C is, as shown in Fig. 2, cast in a single piece with the leaf A of the hinge; but I can also make the stud separate from the leaf, and attach it thereto by means of a screw-thread, as shown in Fig. 5. The object of this latter arrangement is to render the stud adjustable, and to permit of giving more or less resistance to the hinge, as occasion may require.

What I claim as new, and desire to secure by Letters Patent, is—

The leaves A and B of a hinge, one of which is provided with a laterally-projecting stud, C, and the other with an aperture, D, in combination with a cushion, E, retained against the rear of the aperture D, all substantially as shown and described.

DARIUS SKIDMORE.

Witnesses:

GEO. HOCKNELL.  
GEO. MILK.