



US00D507839S

(12) **United States Design Patent**  
**Man**

(10) **Patent No.:** **US D507,839 S**

(45) **Date of Patent:** **\*\* Jul. 26, 2005**

(54) **ELECTRIC TORCH**

*Primary Examiner*—Marcus A. Jackson

(75) Inventor: **Wai Chi Man**, Hong Kong (CN)

(57) **CLAIM**

(73) Assignee: **Stax Limited**, Hong Kong (CN)

The ornamental design for a electric torch, as shown and described.

(\*\*) Term: **14 Years**

**DESCRIPTION**

(21) Appl. No.: **29/219,508**

The claimed electric torch is used for supplying illumination.

(22) Filed: **Dec. 20, 2004**

FIG. 1 is a front elevational view of an electric torch showing my new design;

(51) **LOC (8) Cl.** ..... **26-02**

FIG. 2 is a rear elevational view thereof;

(52) **U.S. Cl.** ..... **D26/37**

FIG. 3 is a left side view thereof;

(58) **Field of Search** ..... D26/37-50; 362/157,

FIG. 4 is a right side view thereof;

362/158, 171-174, 183-208

FIG. 5 is a top plan view thereof;

(56) **References Cited**

FIG. 6 is a bottom plan view thereof;

**U.S. PATENT DOCUMENTS**

FIG. 7 is a perspective view thereof;

D476,765 S \* 7/2003 Pugh ..... D26/37

FIG. 8 is a perspective view thereof with the cap being removed showing the pen and the illuminating end; and,

D485,629 S \* 1/2004 Chan ..... D26/37

FIG. 9 is a perspective view thereof with the cap covering the switch at the other end.

D486,930 S \* 2/2004 Stoddard et al. .... D26/37

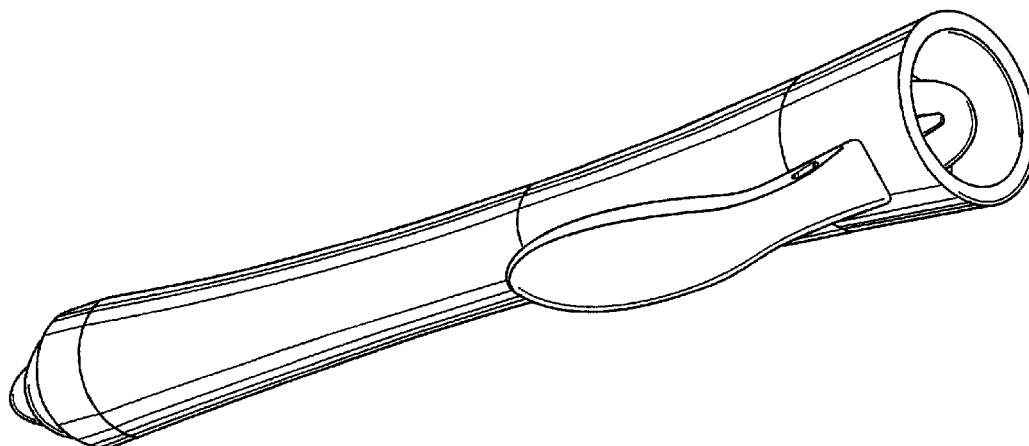
D495,076 S \* 8/2004 Mandel ..... D26/37

D497,214 S \* 10/2004 Lo ..... D26/37

D499,499 S \* 12/2004 Cetera ..... D26/37

\* cited by examiner

**1 Claim, 5 Drawing Sheets**






FIG. 1

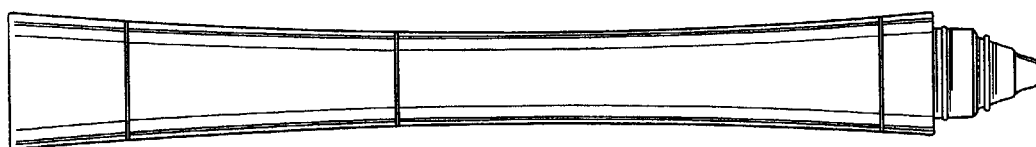


FIG. 2

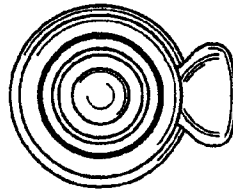


FIG. 3

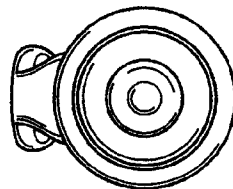


FIG. 4




FIG. 5




FIG. 6

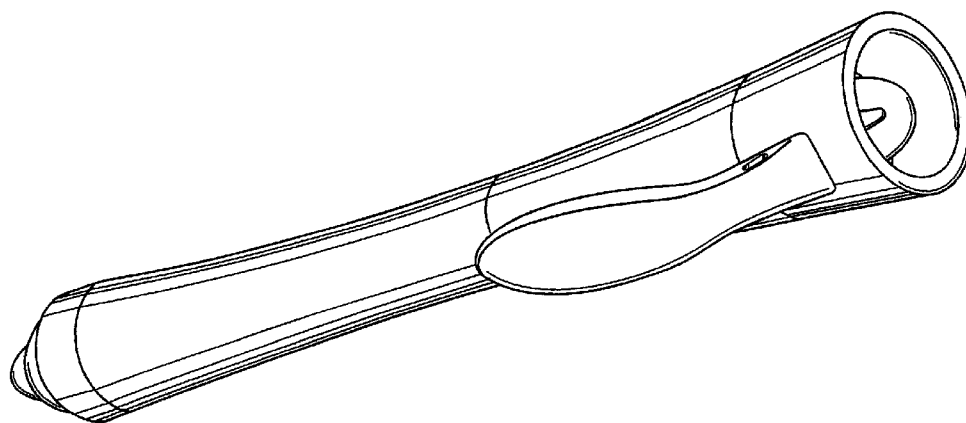


FIG. 7

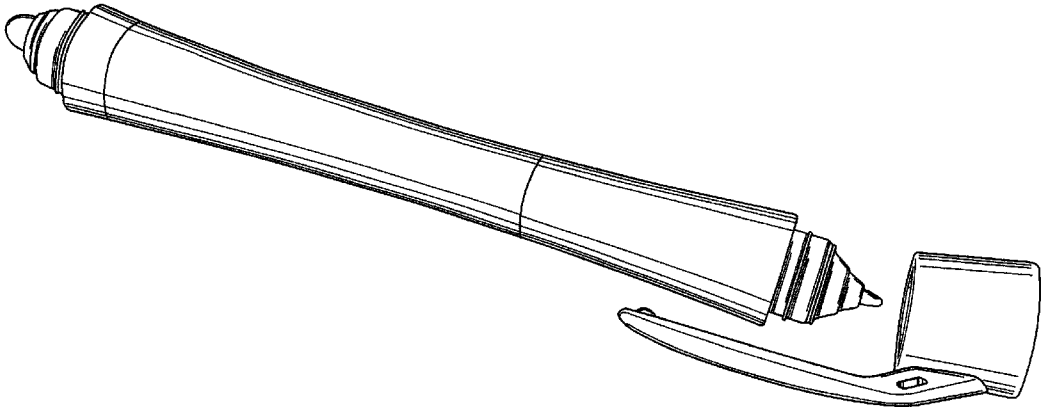


FIG. 8

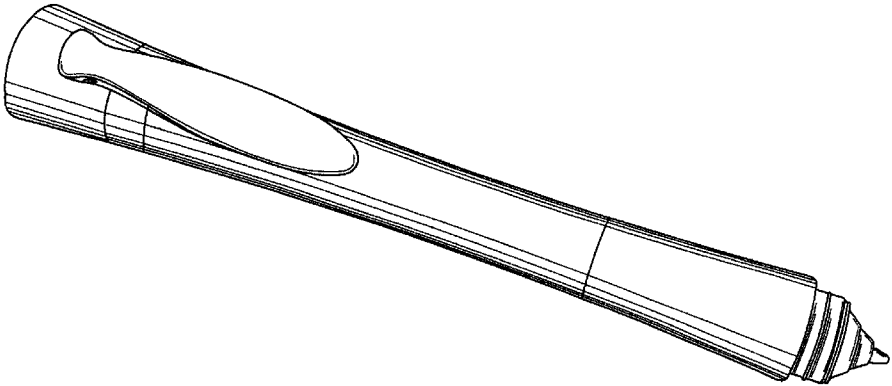


FIG. 9