



US00D571715S

(12) **United States Design Patent**
Ashton et al.

(10) **Patent No.:** **US D571,715 S**
(45) **Date of Patent:** **** Jun. 24, 2008**

(54) **SHOULDER TREAD FOR A TIRE**

(75) Inventors: **Charles Joseph Ashton**, Cuyahoga Falls, OH (US); **Eric Matthew Luecke**, Doylestown, OH (US); **Daniel Abe Alford**, Cuyahoga Falls, OH (US); **Matthew John Neidert**, Akron, OH (US); **Jeremy Edward Whisner**, Akron, OH (US); **Jay Joseph Robinson**, Stow, OH (US); **Eric John Marazzi**, Tallmadge, OH (US); **Shannon Joseph Hughes**, Rootstown, OH (US); **Jonathan James Shondel**, Massillon, OH (US)

| | | | |
|--------------|---------|--------------------------|------------|
| D456,765 S | 5/2002 | Weber et al. | D12/555 |
| D471,149 S | 3/2003 | Endo et al. | D12/551 |
| D471,150 S | 3/2003 | Endo et al. | D12/551 |
| D472,515 S | 4/2003 | Hutz et al. | D12/551 |
| D483,324 S * | 12/2003 | Kemp, Jr. | D12/605 |
| D491,134 S | 6/2004 | Brayer et al. | D12/588 |
| D491,881 S | 6/2004 | Ebiko et al. | D12/551 |
| D491,883 S | 6/2004 | Landers et al. | D12/553 |
| D500,983 S | 1/2005 | Lo | D12/552 |
| D504,105 S | 4/2005 | Landers et al. | D12/553 |
| D504,388 S | 4/2005 | Umstot et al. | D12/551 |
| 6,968,881 B2 | 11/2005 | Ratliff, Jr. et al. | 152/209.15 |
| D512,958 S | 12/2005 | Allison et al. | D12/552 |
| D519,916 S * | 5/2006 | Poling et al. | D12/605 |

(Continued)

(73) Assignee: **The Goodyear Tire & Rubber Company**, Akron, OH (US)

(**) Term: **14 Years**

(21) Appl. No.: **29/286,525**

(22) Filed: **May 10, 2007**

Related U.S. Application Data

(63) Continuation of application No. 29/267,115, filed on Oct. 5, 2006.

(51) **LOC (8) Cl.** **12-15**

(52) **U.S. Cl.** **D12/605**

(58) **Field of Classification Search** D12/551-555, D12/546, 506, 588, 605, 900, 901, 534, 569, D12/523-524; 152/209.9, 209.1, 209.8, 152/209.18, 209.25, 455, 209.28
See application file for complete search history.

(56) **References Cited**

U.S. PATENT DOCUMENTS

| | | | |
|--------------|---------|---------------------|---------|
| D397,650 S | 9/1998 | Himuro | D12/147 |
| D402,945 S | 12/1998 | Maxwell et al. | D12/147 |
| D416,836 S | 11/1999 | Himuro | D12/147 |
| D451,068 S * | 11/2001 | Heinen et al. | D12/547 |
| D455,116 S | 4/2002 | Graas et al. | D12/553 |

OTHER PUBLICATIONS

Bridgestone/Firestone North American LLC, Potenza S-02, *2004 Tread Design Guide*, p. 12, 5/2.
Toyo Tires Proxes ST, *2004 Tread Design Guide*, p. 58, 2/1.

Primary Examiner—Stacia Cadmus
(74) *Attorney, Agent, or Firm*—Richard B. O’Planick

(57) **CLAIM**

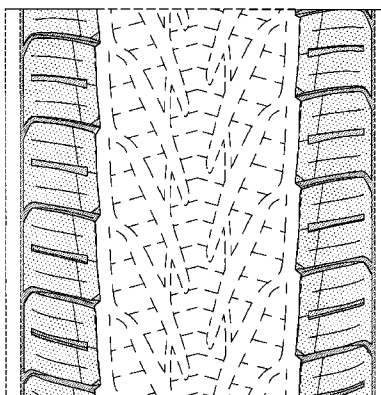
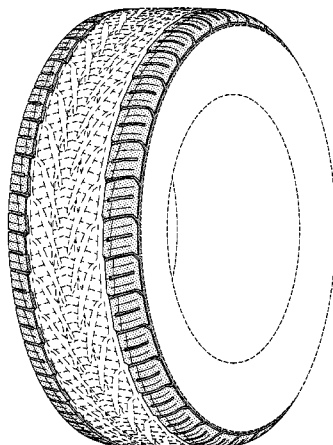
The ornamental design for a shoulder tread for a tire, as shown and described.

DESCRIPTION

FIG. 1 is a perspective view of a shoulder tread for a tire showing our new design, it being understood that the pattern repeats uniformly throughout the circumference of the tread; FIG. 2 is a front elevational view thereof; FIG. 3 is a right side elevational view thereof; the other side being a mirror image; and, FIG. 4 is an enlarged fragmentary front elevational view thereof.

In the drawing, the broken lines defining the center tread, sidewall, inner bead and the peripheral boundary between the tire tread and the sidewall are for illustrative purposes only and form no part of the claimed design.

1 Claim, 4 Drawing Sheets



US D571,715 S

Page 2

| | | | | | | |
|-----------------------|--------|----------------------|---------|--|---------------------------|---------|
| U.S. PATENT DOCUMENTS | | | | D535,248 S * 1/2007 Ashton et al. | D12/553 | |
| D534,482 S * | 1/2007 | Schmalix et al. | D12/553 | D557,199 S * | 12/2007 Krupa et al. | D12/553 |
| D535,247 S * | 1/2007 | Shondel et al. | D12/553 | * cited by examiner | | |

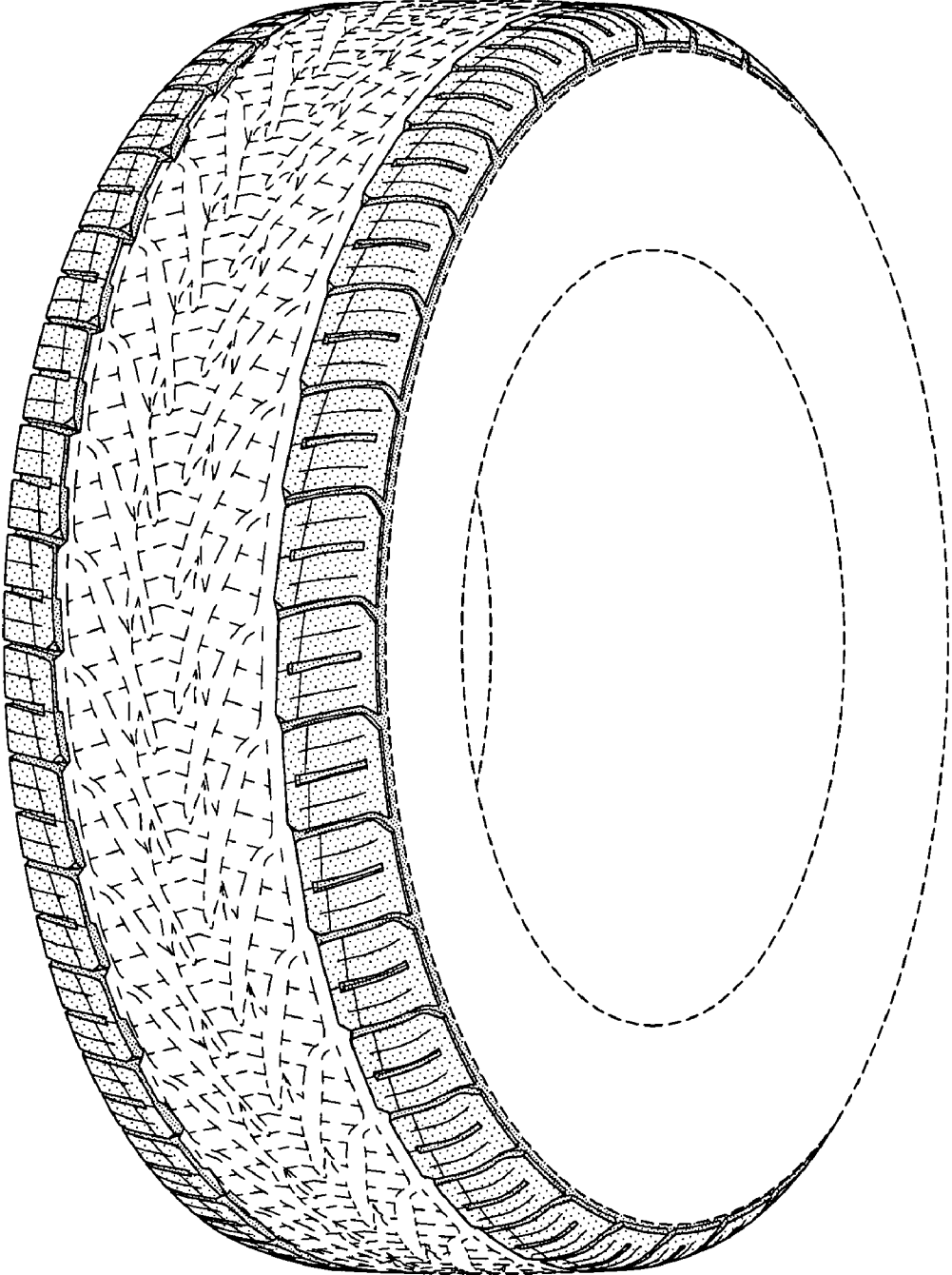


FIG-1

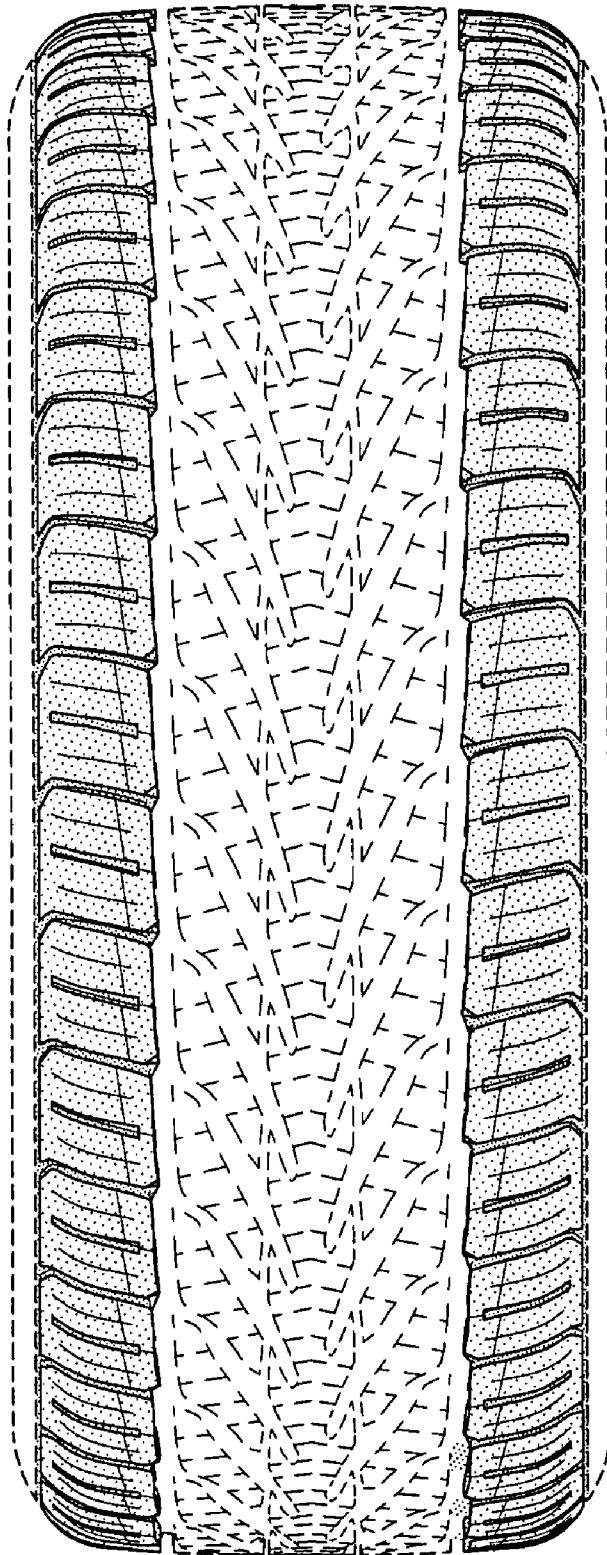


FIG-2

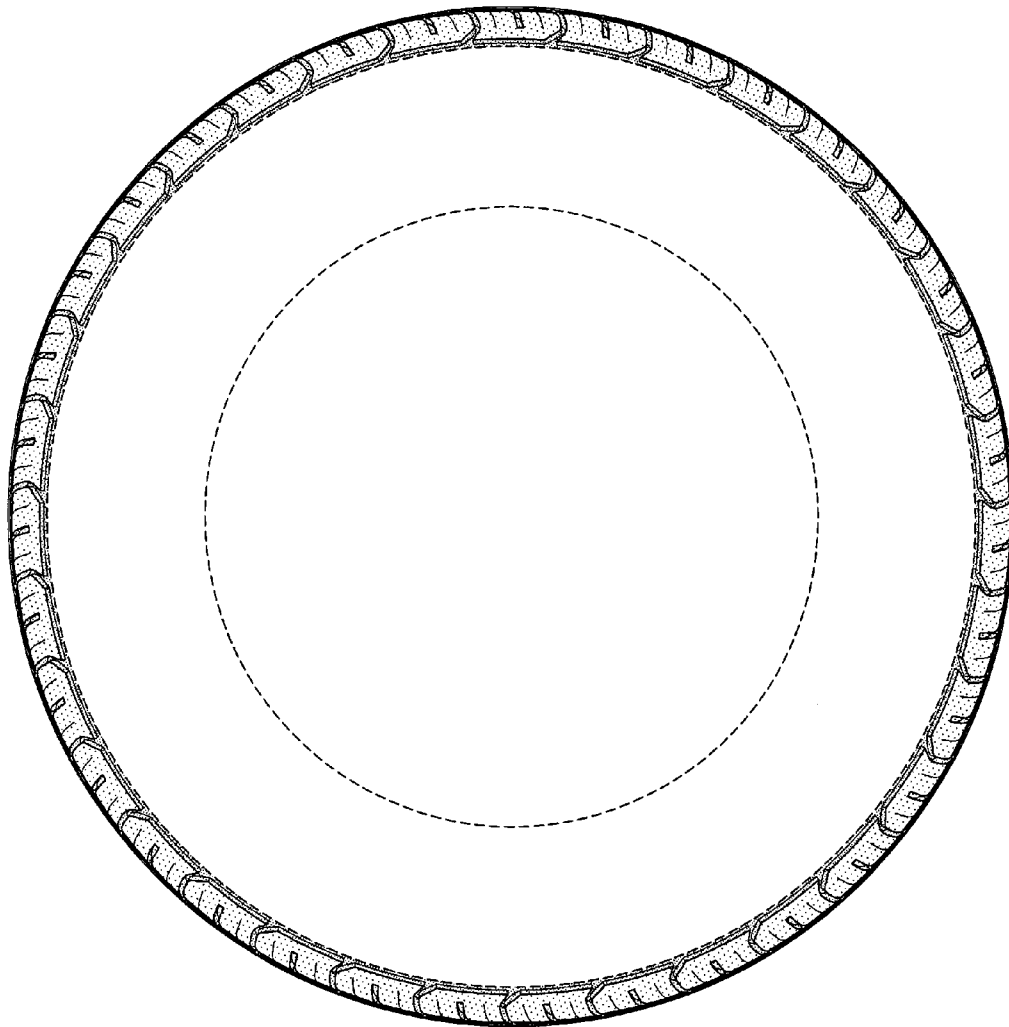


FIG-3

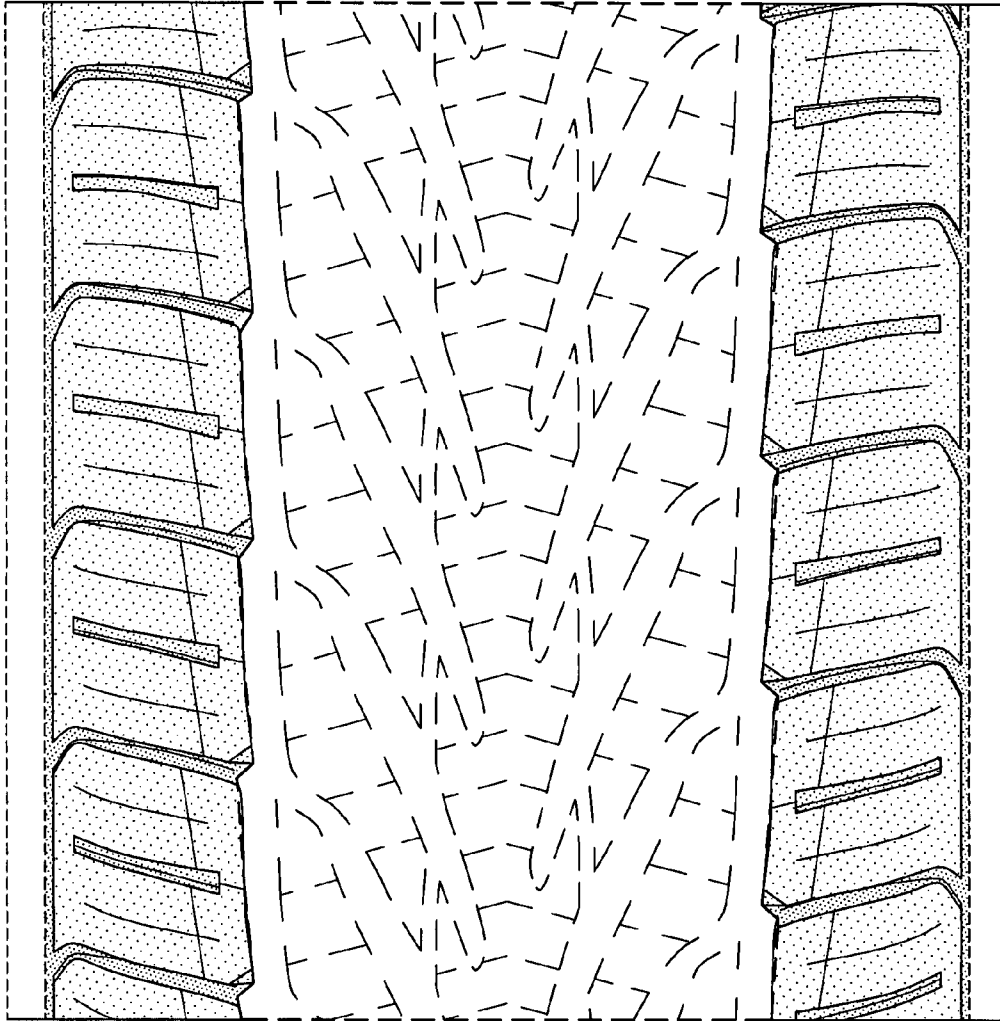


FIG-4