

**(12) STANDARD PATENT**  
**(19) AUSTRALIAN PATENT OFFICE**

(11) Application No. **AU 2004259012 C1**

(54) Title  
**Anaplastic lymphoma kinase modulators and methods of use**

(51) International Patent Classification(s)  
**C07D 471/04** (2006.01) **A61P 29/00** (2006.01)  
**A61K 31/437** (2006.01) **A61P 35/00** (2006.01)

(21) Application No: **2004259012** (22) Date of Filing: **2004.07.23**

(87) WIPO No: **WO05/009389**

(30) Priority Data

(31)	Number	(32)	Date	(33)	Country
	<b>60/489,658</b>		<b>2003.07.23</b>		<b>US</b>

(43) Publication Date: **2005.02.03**

(44) Accepted Journal Date: **2011.03.03**

(44) Amended Journal Date: **2012.08.02**

(71) Applicant(s)  
**Exelixis, Inc.**

(72) Inventor(s)  
**Dubenko, Larisa;Curtis, Jeffry Kimo;Costanzo, Simona;Bussenius, Joerg;Bowles, Owen Joseph;Blazey, Charles M.;Anand, Neel Kumar;Tsang, Tsze H.;Rice, Kenneth D.;Peto, Csaba J.;Manalo, Jean-Claire L.;Kim, Angie I.;Khoury, Richard G.;Kennedy, Abigail R.**

(74) Agent / Attorney  
**Davies Collison Cave, 1 Nicholson Street, Melbourne, VIC, 3000**

(56) Related Art  
**EP574174**  
**DUERR, HEINZ ET AL: "Cycloalkenecarbenes. X. Spiro[2,4]heptatrienes by photolysis of diazocyclopentadienes in alkynes"JUSTUS LIEBIGS ANNALEN DER CHEMIE (7), 1150-61**  
**BOGZA, S. L. ET AL: "Participation of molecular oxygen in cyclization of 5-arylmethyleneamino-4-(3,4-dimethoxyphenyl)pyrazoles"RUSSIAN JOURNAL OF ORGANIC CHEMISTRY (TRANSLATION OF ZHURNAL ORGANICHESKOI KHIMII), 38(4), 609-610**  
**US 2003/0028018**

(12) INTERNATIONAL APPLICATION PUBLISHED UNDER THE PATENT COOPERATION TREATY (PCT)

(19) World Intellectual Property  
Organization  
International Bureau



(43) International Publication Date  
3 February 2005 (03.02.2005)

PCT

(10) International Publication Number  
**WO 2005/009389 A3**

(51) International Patent Classification<sup>7</sup>: **A61K 31/437**,  
C07D 471/04, A61P 29/00, 35/00

(21) International Application Number:  
PCT/US2004/023762

(22) International Filing Date: 23 July 2004 (23.07.2004)

(25) Filing Language: English

(26) Publication Language: English

(30) Priority Data:  
60/489,658 23 July 2003 (23.07.2003) US

(71) Applicant (for all designated States except US): **EX-ELIXIS, INC.** [US/US]; 170 Harbor Way, P.O. Box 511, South San Francisco, California 94083-0511 (US).

(72) Inventors; and

(75) Inventors/Applicants (for US only): **ANAND, Neel Kumar** [GB/US]; 977 El Camino Real, #303, Burlingame, California 94010 (US). **BLAZEY, Charles M.** [US/US]; 201 Cornwall Street, #3, San Francisco, California 94118 (US). **BOWLES, Owen Joseph** [CA/US]; 1105 Paloma Avenue, #4, Burlingame, California 94010 (US). **BUSSENIUS, Joerg** [DE/US]; 1042 Helm Drive, Foster City, California 94404 (US). **COSTANZO, Simona** [IT/US]; 51 Jennings Lane, Atherton, California 94027 (US). **CURTIS, Jeffrey Kimo** [US/US]; 310 Redwood Road, San Anselmo, California 94960 (US). **DUBENKO, Larisa** [US/US]; 3326 Balboa Street, San Francisco, California 94121 (US). **KENNEDY, Abigail R.** [US/US]; 325 W. Lowell Avenue, Tracy, California 95376 (US). **KHOURY, Richard G.** [US/US]; 225 Poseidon Lane, Redwood City, California 94065 (US). **KIM, Angie I.** [US/US]; 1000 Foster City Blvd., #4305, Foster City, California 94404 (US). **MANALO, Jean-Claire L.** [US/US]; 11 Wakefield

Avenue, Daly City, California 94015 (US). **PETIO, Csaba J.** [HU/US]; 965 Shorepoint Court, #305, Alameda, CA 94501 (US). **RICE, Kenneth D.** [US/US]; 802 Autumn Lane, Mill Valley, California 94941 (US). **TSANG, Tsze H.** [US/US]; 8367 Kent Drive, El Cerrito, CA 94530 (US).

(74) Agents: **GRIEDEL, Brian D.** et al.; 170 Harbor Way, P.O. Box 511, South San Francisco, CA 94083-0511 (US).

(81) Designated States (unless otherwise indicated, for every kind of national protection available): AE, AG, AL, AM, AT, AU, AZ, BA, BB, BG, BR, BW, BY, BZ, CA, CH, CN, CO, CR, CU, CZ, DE, DK, DM, DZ, EC, EE, EG, ES, FI, GB, GD, GE, GH, GM, HR, HU, ID, IL, IN, IS, JP, KE, KG, KP, KR, KZ, LC, LK, LR, LS, LT, LU, LV, MA, MD, MG, MK, MN, MW, MX, MZ, NA, NI, NO, NZ, OM, PG, PH, PL, PT, RO, RU, SC, SD, SE, SG, SK, SL, SY, TJ, TM, TN, TR, TT, TZ, UA, UG, US, UZ, VC, VN, YU, ZA, ZM, ZW.

(84) Designated States (unless otherwise indicated, for every kind of regional protection available): ARIPO (BW, GH, GM, KE, LS, MW, MZ, NA, SD, SL, SZ, TZ, UG, ZM, ZW), Eurasian (AM, AZ, BY, KG, KZ, MD, RU, TJ, TM), European (AT, BE, BG, CH, CY, CZ, DE, DK, EE, ES, FI, FR, GB, GR, HU, IE, IT, LU, MC, NL, PL, PT, RO, SE, SI, SK, TR), OAPI (BF, BJ, CF, CG, CI, CM, GA, GN, GQ, GW, ML, MR, NE, SN, TD, TG).

Published:

— with international search report

(88) Date of publication of the international search report:  
15 September 2005

For two-letter codes and other abbreviations, refer to the "Guidance Notes on Codes and Abbreviations" appearing at the beginning of each regular issue of the PCT Gazette.

(54) Title: ANAPLASTIC LYMPHOMA KINASE MODULATORS AND METHODS OF USE

(57) Abstract: The present invention comprises compounds and pharmaceutical compositions comprising the compounds that are inhibitors of ALK. The invention also comprises methods of using the compounds and compositions to treat diseases mediated by ALK, including diseases such as cancer, immunological disorders, cardiovascular diseases, and other degenerative disorders.



WO 2005/009389 A3

## **ANAPLASTIC LYMPHOMA KINASE MODULATORS AND METHODS OF USE**

### **BACKGROUND OF THE INVENTION**

#### **Field of the Invention**

[0001] This invention relates to compounds for modulating protein kinase enzymatic activity for modulating cellular activities such as proliferation, differentiation, programmed cell death, migration and chemoinvasion. Even more specifically, the invention relates to pyrazoloisoquinolines which inhibit, regulate and/or modulate Anaplastic Lymphoma Kinase (ALK) signal transduction pathways related to the changes in cellular activities as mentioned above, compositions which contain these compounds, and methods of using them to treat ALK-dependent diseases and conditions.

#### **Summary of Related Art**

[0002] Improvements in the specificity of agents used to treat cancer is of considerable interest because of the therapeutic benefits which would be realized if the side effects associated with the administration of these agents could be reduced. Traditionally, dramatic improvements in the treatment of cancer are associated with identification of therapeutic agents acting through novel mechanisms.

[0003] Protein kinases are enzymes that catalyze the phosphorylation of proteins, in particular, hydroxy groups on tyrosine, serine and threonine residues of proteins. The consequences of this seemingly simple activity on cell differentiation and proliferation are staggering; i.e., virtually all aspects of cell life in one way or another depend on protein kinase activity. Furthermore, abnormal protein kinase activity has been related to a host of disorders, ranging from relatively non-life threatening diseases such as psoriasis to extremely virulent diseases such as glioblastoma (brain cancer).

[0004] Protein kinases can be categorized as receptor type or non-receptor type. Receptor-type tyrosine kinases have an extracellular, a transmembrane, and an intracellular portion, while non-receptor type tyrosine kinases are wholly intracellular.

[0005] Receptor-type tyrosine kinases are comprised of a large number of transmembrane receptors with diverse biological activity. In fact, about 20 different subfamilies of receptor-type tyrosine kinases have been identified. One tyrosine kinase subfamily,

designated the HER subfamily, is comprised of EGFR (HER1), HER2, HER3, and HER4. Ligands of this subfamily of receptors identified so far include epithelial growth factor, TGF-alpha, amphiregulin, HB-EGF, betacellulin and heregulin. Another subfamily of these receptor-type tyrosine kinases is the insulin subfamily, which includes INS-R, IGF-IR, and IR-R. The PDGF subfamily includes the PDGF-alpha and beta receptors, CSFIR, c-kit and FLK-II. Then there is the FLK family, which is comprised of the kinase insert domain receptor (KDR), fetal liver kinase-1 (FLK-1), fetal liver kinase-4 (FLK-4) and the fms-like tyrosine kinase-1 (flt-1). The PDGF and FLK families are usually considered together due to the similarities of the two groups. For a detailed discussion of the receptor-type tyrosine kinases, see Plowman *et al.*, DN&P 7(6):334-339, 1994, which is hereby incorporated by reference.

[0006] The non-receptor type of tyrosine kinases is also comprised of numerous families, including Src, Frk, Btk, Csk, Abl, Zap70, Fes/Fps, Fak, Jak, Ack, and LIMK. Each of these families is then further sub-divided into varying subfamilies. For example, the Src family is one of the largest and includes Src, Yes, Fyn, Lyn, Lck, Blk, Hck, Fgr, and Yrk. The Src subfamily of kinases has been linked to oncogenesis. For a more detailed discussion of the non-receptor type of tyrosine kinases, see Bolen, *Oncogene*, 8:2025-2031 (1993), which is hereby incorporated by reference.

[0007] Since protein kinases and their ligands play critical roles in various cellular activities, deregulation of protein kinase enzymatic activity can lead to altered cellular properties, such as uncontrolled cell growth, associated with cancer. In addition to cancer, altered kinase signaling is implicated in numerous other pathological diseases. These include, but are not limited to: immunological disorders such as rheumatoid arthritis, graft-host diseases, multiple sclerosis, psoriasis; cardiovascular diseases such as atherosclerosis, myocardioinfarction, ischemia, stroke and restenosis; other inflammatory and degenerative diseases such as interbowel diseases, osteoarthritis, macular degeneration, diabetic retinopathy. Therefore, both receptor and non-receptor protein kinases are attractive targets for small molecule drug discovery.

[0008] One particularly attractive goal for therapeutic use of kinase modulation relates to oncological indications. For example, modulation of protein kinase activity for the treatment of cancer has been demonstrated successfully with the FDA approval of Gleevec® (imatinib mesylate, produced by Novartis Pharmaceutical Corporation of East Hanover, NJ) for the treatment of Chronic Myeloid Leukemia (CML) and gastrointestinal



stromal cancers (GIST). Gleevec is a c-Kit and Abl kinase inhibitor.

[0009] Modulation (particularly inhibition) of cell proliferation and apoptosis, two key cellular processes needed for tumor growth and survival (Matter, A., Drug Disc. Technol. 2001 6, 1005-1024), is an attractive goal for development of small-molecule drugs. Anti-proliferative and pro-apoptotic therapy represents a potentially important approach for the treatment of solid tumors and other disease associated with dysregulated cell growth, including ischemic coronary artery disease, diabetic retinopathy, psoriasis and rheumatoid arthritis.

[0010] One particularly attractive target for small-molecule modulation, with respect to antiproliferative and proapoptotic activity is Anaplastic Lymphoma Kinase (ALK). ALK is a novel receptor tyrosine kinase (RTK) belonging to the insulin receptor subfamily. ALK is present in tumors as a result of a (2:5)(p23'q35) chromosomal translocation, which produces fusion proteins between ALK and other proteins such as nucleophosmin (NPM). The immunocytochemical detection of the NPM-ALK fusion protein (and proteins encoded by other ALK fusion genes) has allowed the definition of a tumor classification as "ALK-positive lymphoma." Eight variant ALK fusion proteins have been detected to date and all contain ALK kinase activity.

[0011] Activation of ALK occurs either by binding of the endogenous ALK mitogenic ligand, pleiotrophin, or by self-aggregation of the ALK fusion proteins, which causes autophosphorylation resulting in an increase of receptor dependent signaling. ALK activation causes increased cell proliferation and apoptosis via activation of the PKC, MAPK and PIP3K pathways.

[0012] ALK fusion proteins or full-length ALK proteins have been detected not only in ALK-positive lymphomas but also in B-cell lymphoma, neuroblastoma and inflammatory myofibroblastic tumors. Recent analysis shows that ALK expression is a marker for a lymphoma subtype with a good prognosis and there are reports of a five-year survival of approximately 80% for ALK-positive lymphomas, compared to 15-45% for ALK-negative lymphomas of anaplastic large cell morphology. (See Morris, et al., Brit. J. Hematol. (2001) 113, 275-295; Stein, et al., Blood (2000) 96, 3681-3695; Drexler, et al. Leukemia (2000) 14, 1533-1559). Thus modulation of ALK is desirable as a means to treat certain cancers and cancer-related disease.

[0013] Accordingly, the identification of small-molecule compounds that specifically

2004259012 14 Feb 2011

inhibit, regulate and/or modulate the signal transduction of kinases, particularly ALK, is desirable as a means to treat or prevent disease states associated with abnormal cell proliferation and apoptosis.

### SUMMARY OF THE INVENTION

**[0014]** The present invention provides compounds for modulating ALK activity and methods of treating diseases mediated by ALK activity utilizing the compounds and pharmaceutical compositions thereof. Diseases mediated by ALK activity include, but are not limited to, diseases characterized in part by abnormalities in cell proliferation (i.e. tumor growth), programmed cell death (apoptosis), cell migration and invasion, and angiogenesis associated with tumor growth or inflammatory disorders or vascularization disorders.

**[0015]** In another aspect, the invention provides methods of screening for modulators of receptor tyrosine kinase activity, for example activity of ALK. The methods comprise combining a composition of the invention, a receptor tyrosine kinase, and at least one candidate agent and determining the effect of the candidate agent on the kinase activity.

**[0016]** In yet another aspect, the invention also provides pharmaceutical kits comprising one or more containers filled with one or more of the ingredients of pharmaceutical compounds and/or compositions of the present invention, including, one or more tyrosine receptor kinase activity modulators as described herein. Such kits can also include, for example, other compounds and/or compositions (for example, diluents, permeation enhancers, lubricants, and the like), a device(s) for administering the compounds and/or compositions, and written instructions in a form prescribed by a governmental agency regulating the manufacture, use or sale of pharmaceuticals or biological products, which instructions can also reflect approval by the agency of manufacture, use or sale for human administration.

**[0017]** In still yet another aspect, the invention also provides a diagnostic agent comprising a compound of the invention and, optionally, pharmaceutically acceptable adjuvants and excipients.

**[0018]** These and other features and advantages of the present invention will be described in more detail below with reference to the associated drawings.

2004259012 21 Jan 2011

## BRIEF DESCRIPTION OF THE DRAWINGS

[0019] FIG. 1 shows a graph of percent ATP remaining following kinase reaction, determined using a Luciferase-Coupled Chemiluminescent Kinase Assay (LCCA).

5

[0020] FIG. 2 shows a graph illustrating the percent inhibition of ALK autophosphorylation at varying concentration of inhibitors tested.

## DETAILED DESCRIPTION OF THE INVENTION

10

[0021] The compositions of the invention are used to treat diseases associated with abnormal and or unregulated cellular activities. Disease states which can be treated by the methods and compositions provided herein include, but are not limited to, cancer (further discussed below), immunological disorders such as rheumatoid arthritis, graft-host diseases, multiple sclerosis, psoriasis; cardiovascular diseases such as arteriosclerosis, myocardioinfarction, ischemia, stroke and restenosis; other inflammatory and degenerative diseases such as interbowel diseases, osteoarthritis, macular degeneration, diabetic retinopathy.

15

[0022] It is appreciated that in some cases the cells may not be in a hyper- or hypo-proliferative and/or migratory state (abnormal state) and still require treatment. For example, during wound healing, the cells may be proliferating "normally", but proliferation and migration enhancement may be desired. Alternatively, reduction in "normal" cell proliferation and/or migration rate may be desired.

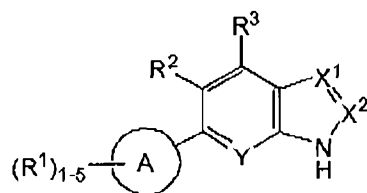
20

[0023] The present invention comprises compounds for modulating ALK activity and methods of treating diseases mediated by ALK activity utilizing the compounds and pharmaceutical compositions thereof. Diseases mediated by ALK activity include, but are not limited to, diseases characterized in part by abnormalities in cell proliferation (i.e. tumor growth), programmed cell death (apoptosis), cell migration and invasion, and angiogenesis associated with tumor growth.

25

[0024] One aspect of the invention is a compound for inhibiting ALK according to formula I,

30

**I**

or a pharmaceutically acceptable salt, or stereoisomer thereof, wherein,

A is a five- to ten-membered ring containing up to three heteroatoms;

each of  $R^1$  is independently selected from -H, halo, trihalomethyl, -CN, -NO<sub>2</sub>, -OR<sup>4</sup>, -N(R<sup>4</sup>)R<sup>4</sup>, -S(O)<sub>0.2</sub>R<sup>4</sup>, -SO<sub>2</sub>N(R<sup>4</sup>)R<sup>4</sup>, -CO<sub>2</sub>R<sup>4</sup>, -C(=O)N(R<sup>4</sup>)R<sup>4</sup>, -C(=O)R<sup>4</sup>, -C(=NR<sup>5</sup>)N(R<sup>4</sup>)R<sup>4</sup>, -C(=NR<sup>5</sup>)R<sup>4</sup>, -N(R<sup>4</sup>)SO<sub>2</sub>R<sup>4</sup>, -N(R<sup>4</sup>)C(O)R<sup>4</sup>, alkoxy, C<sub>1-6</sub> alkyl, aryl, aryl C<sub>1-6</sub> alkyl, heterocyclyl, and heterocyclyl C<sub>1-6</sub> alkyl;

two adjacent of  $R^1$ , together with the annular atoms to which they are attached, can form a five- to six-membered ring containing up to two heteroatoms and optionally substituted with up to four of  $R^{10}$ ;

where at least one of  $R^1$  is not hydrogen;

$R^2$  and  $R^3$ , together with the annular atoms to which they are attached, form a five- to six-membered ring containing up to two heteroatoms and optionally substituted with up to five of  $R^6$ ;

each  $R^4$  is selected from -H, C<sub>1-6</sub> alkyl, C<sub>1-6</sub> alkyl substituted with 1, 2, or 3 halogen, C<sub>1-6</sub> alkyl substituted with alkoxy, C<sub>1-6</sub> alkyl substituted with amino where the amino is optionally substituted with one or two groups independently selected from methyl, ethyl, isopropyl, n-butyl, -CH<sub>2</sub>CH<sub>2</sub>OCH<sub>3</sub>, -CH<sub>2</sub>CH<sub>2</sub>N(CH<sub>3</sub>)<sub>2</sub>, -CH<sub>2</sub>CH<sub>2</sub>N(CH<sub>2</sub>CH<sub>3</sub>)<sub>2</sub>, -CH<sub>2</sub>CH<sub>2</sub>CH<sub>2</sub>N(CH<sub>3</sub>)<sub>2</sub>, and *N*-methyl-pyrrolidin-3-yl, aryl, aryl C<sub>1-6</sub> alkyl, heterocyclyl optionally substituted with C<sub>1-6</sub> alkyl, and heterocyclyl C<sub>1-6</sub> alkyl where the heterocyclyl is optionally substituted with C<sub>1-6</sub> alkyl, acyl, NH<sub>2</sub>, alkylamino, dialkylamino, heterocyclyl, cyclohexyl, -CH<sub>2</sub>OCH<sub>3</sub>, -CH<sub>2</sub>C(O)NHCH(CH<sub>3</sub>)<sub>2</sub>, or -CH<sub>2</sub>OCH<sub>3</sub>;

two of  $R^4$ , when taken together with a common nitrogen to which they are attached, form an optionally substituted five- to seven-membered heterocyclyl, said optionally substituted five- to seven-membered heterocyclyl optionally containing at least one additional heteroatom selected from N, O, S, and P;

each  $R^5$  is selected from -H, -CN, -NO<sub>2</sub>, -OR<sup>4</sup>, -S(O)<sub>0.2</sub>R<sup>4</sup>, -CO<sub>2</sub>R<sup>4</sup>, C<sub>1-6</sub> alkyl, C<sub>2-6</sub> alkenyl, and C<sub>2-6</sub> alkynyl;

2004259012 14 Feb 2011

Y is =N- or =C(H)-;

X<sup>1</sup> and X<sup>2</sup> are each independently either =N- or =C(R<sup>9</sup>)-;

each of R<sup>6</sup> and R<sup>10</sup> is independently selected from -H, halo, trihalomethyl, -CN, -NO<sub>2</sub>, -OR<sup>4</sup>, -N(R<sup>4</sup>)R<sup>4</sup>, -S(O)<sub>0.2</sub>R<sup>4</sup>, -SO<sub>2</sub>N(R<sup>4</sup>)R<sup>4</sup>, -CO<sub>2</sub>R<sup>4</sup>, -C(=O)N(R<sup>4</sup>)R<sup>4</sup>, -C(=NR<sup>5</sup>)N(R<sup>4</sup>)R<sup>4</sup>, -C(=NR<sup>5</sup>)R<sup>4</sup>, -N(R<sup>4</sup>)SO<sub>2</sub>R<sup>4</sup>, -N(R<sup>4</sup>)C(O)R<sup>4</sup>, -C(=O)R<sup>4</sup>, alkoxy, C<sub>1-6</sub> alkyl, aryl, aryl C<sub>1-6</sub> alkyl, heterocyclyl, and heterocyclyl C<sub>1-6</sub> alkyl; or

two adjacent of R<sup>6</sup>, together with the annular atoms to which they are attached, can form a five- to seven-membered ring containing up to two heteroatoms; and

each R<sup>9</sup> is independently selected from -H; halo; trihalomethyl; -CN; -NO<sub>2</sub>; -OR<sup>4</sup>; -N(R<sup>4</sup>)R<sup>4</sup>; -S(O)<sub>0.2</sub>R<sup>4</sup>; -SO<sub>2</sub>N(R<sup>4</sup>)R<sup>4</sup>; -CO<sub>2</sub>R<sup>4</sup>; -C(=O)N(R<sup>4</sup>)R<sup>4</sup>; -C(=NR<sup>5</sup>)N(R<sup>4</sup>)R<sup>4</sup>; -C(=NR<sup>5</sup>)R<sup>4</sup>; -N(R<sup>4</sup>)SO<sub>2</sub>R<sup>4</sup>; -N(R<sup>4</sup>)C(O)R<sup>4</sup>; -C(=O)R<sup>4</sup>; alkoxy; C<sub>1-6</sub> alkyl optionally substituted with one group selected from alkoxy, benzylamino, and 2-oxo-pyrrolidinyl; aryl C<sub>1-6</sub> alkyl substituted on the aryl with 1 or 2 groups independently selected from alkyl and alkoxy; heterocyclyl optionally substituted with -C(O)Ot-Bu; and heterocyclyl C<sub>1-6</sub> alkyl; provided when R<sup>9</sup> is heteroaryl, -C(H)=C(H)R or -C(H)=NR, where R is an optionally substituted alkyl, cycloalkyl, heteroalicyclic, aryl, or heteroaryl, then Y is not =C(H)-.

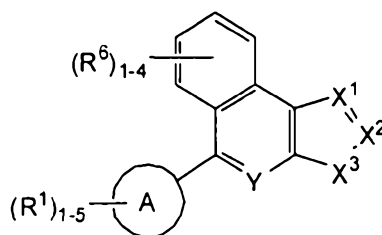
[0025] In one example, the compound is according to paragraph [0024], wherein R<sup>2</sup> and R<sup>3</sup>, together with the carbons to which they are attached, form a five- to six-membered ring containing up to two heteroatoms and optionally substituted with up to four of R<sup>6</sup>.

[0026] In another example, the compound is according to paragraph [0025], wherein said five- to six-membered ring formed by R<sup>2</sup> and R<sup>3</sup> is an aryl or a heteroaryl containing up to two heteroatoms and optionally substituted with up to five of R<sup>6</sup>.

[0027] In another example, the compound is according to paragraph [0026], wherein said five- to six-membered ring formed by R<sup>2</sup> and R<sup>3</sup> is phenyl or pyridyl optionally substituted with up to five of R<sup>6</sup>.

[0028] In another example, the compound is according to paragraph [0027], of formula II,

2004259012 21 Jan 2011



II.

[0029] In another example, the compound is according to paragraph [0028], wherein  $X^1$  is  $=C(R^9)-$ ,  $X^2$  is  $=N-$ , and  $X^3$  is  $=N(H)-$ .

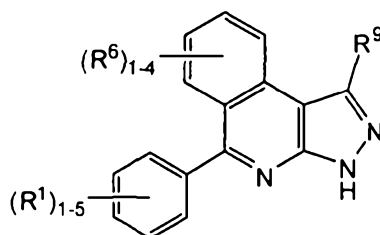
[0030] In another example, the compound is according to paragraph [0029], wherein  $Y$  is  $=N-$ .

[0031] In another example, the compound is according to paragraph [0030], wherein  $A$  is either a five- to ten-membered aryl or a five- to ten-membered heteroaryl containing up to three heteroatoms, and where  $A$  is substituted with 1-5  $R^1$ .

[0032] In another example, the compound is according to paragraph [0031], wherein  $A$  is either a five- or six-membered aryl or a five- or six-membered heteroaryl containing up to three heteroatoms, and where  $A$  is substituted with 1-5  $R^1$ .

[0033] In another example, the compound is according to paragraph [0032], wherein  $R^1$  is selected from  $-H$ , halo, trihalomethyl,  $-CN$ ,  $-OR^4$ ,  $-N(R^4)R^4$ ,  $-SO_2N(R^4)R^4$ ,  $-CO_2R^4$ ,  $-C(=O)N(R^4)R^4$ ,  $-C(=NR^5)N(R^4)R^4$ ,  $-C(=NR^5)R^4$ ,  $-N(R^4)SO_2R^4$ ,  $-N(R^4)C(O)R^4$ ,  $C_{1-6}$  alkyl, heterocyclyl, and heterocyclyl  $C_{1-6}$  alkyl.

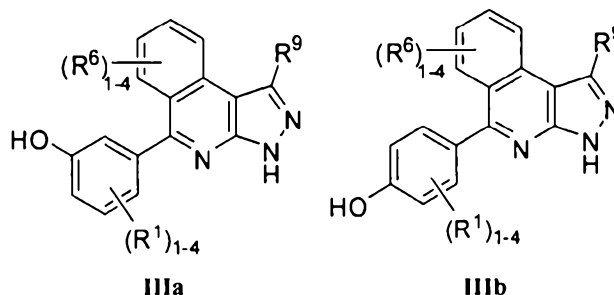
[0034] In another example, the compound is according to paragraph [0033], of formula III,



III

wherein at least one of  $R^1$  is  $-OH$ .

[0035] In another example, the compound is according to paragraph [0034], wherein the compound is either of formula IIIa or IIIb



[0036] In another example, the compound is according to paragraph [0035], wherein  $R^9$  is selected from -H, trihalomethyl, alkoxy,  $C_{1-6}$  alkyl, optionally substituted with one group selected from alkoxy, benzylamino, and 2-oxo-pyrrolidinyl, aryl  $C_{1-6}$  alkyl substituted on the aryl with 1 or 2 groups independently selected from alkyl and alkoxy, heterocyclyl optionally substituted with -C(O)Ot-Bu, and heterocyclyl  $C_{1-6}$  alkyl.

[0037] In another example, the compound is according to paragraph [0036], wherein  $R^6$  is selected from -H, halo, trihalomethyl, -CN, -OR<sup>4</sup>, -N(R<sup>4</sup>)R<sup>4</sup>, -CO<sub>2</sub>R<sup>4</sup>, -C(=O)N(R<sup>4</sup>)R<sup>4</sup>, -N(R<sup>4</sup>)SO<sub>2</sub>R<sup>4</sup>, -N(R<sup>4</sup>)C(O)R<sup>4</sup>, -C(=O)R<sup>4</sup>,  $C_{1-6}$  alkyl, heterocyclyl, heterocyclyl  $C_{1-6}$  alkyl, and a six- or seven-membered heteroalicyclic formed by two adjacent of  $R^6$ , together with the annular atoms to which they are attached, said six- or seven-membered heteroalicyclic containing up to two heteroatoms.

[0038] In another example, the compound is according to paragraph [0037], wherein  $R^6$  is selected from -H, halo, -OR<sup>4</sup>, -N(R<sup>4</sup>)R<sup>4</sup>,  $C_{1-6}$  alkyl, heterocyclyl, heterocyclyl  $C_{1-6}$  alkyl, and a six- or seven-membered heteroalicyclic formed by two adjacent of  $R^6$ , together with the annular atoms to which they are attached, said six- or seven-membered heteroalicyclic containing up to two heteroatoms.

2004259012 21 Jan 2011

[0039] In another example, the compound is according to paragraph [0038], wherein at least one of  $R^6$  is  $-OR^4$  and  $R^4$  is  $C_{1-6}$  alkyl optionally substituted with 1, 2, or 3 halogen;  $C_{1-6}$  alkyl optionally substituted with alkoxy;  $C_{1-6}$  alkyl substituted with amino where the amino is optionally substituted with one or groups selected from methyl, ethyl,  $-CH_2CH_2OCH_3$ ,  $-CH_2CH_2N(CH_3)_2$ ,  $-CH_2CH_2CH_2N(CH_3)_2$ , and *N*-methyl-pyrrolidin-3-yl; and heterocyclyl where the heterocyclyl is optionally substituted with alkyl, acyl,  $NH_2$ , alkylamino, dialkylamino, heterocyclyl, cyclohexyl,  $-CH_2OCH_3$ ,  $-CH_2C(O)NHCH(CH_3)_2$ , or  $-CH_2OCH_3$ .

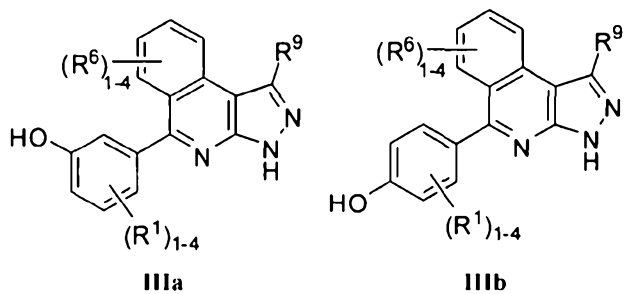
[0040] In another example, the compound is according to paragraph [0039], wherein at least one of  $R^1$  is halogen or methyl.

[0041] In another example, the compound is according to paragraph [0040], wherein  $R^9$  is selected from  $-H$ , trihalomethyl, and optionally substituted  $C_{1-6}$  alkyl.

[0042] In another example, the compound is according to paragraph [0038], wherein at least one of  $R^6$  is  $-OR^4$  and  $R^4$  is heterocyclyl  $C_{1-6}$  alkyl where the heterocyclyl is a heteroalicyclic.

[0043] In another example, the compound is according to paragraph [0042], wherein said heteroalicyclic is selected from the group consisting of dioxolanyl, piperidinyl, piperazinyl, 2-oxopiperazinyl, 2-oxopiperidinyl, 2-oxopyrrolidinyl, 2-oxoazepinyl, azepinyl, 4-piperidonyl, pyrrolidinyl, morpholinyl, quinuclidinyl, tetrahydrofuryl, tetrahydropyranyl, thiamorpholinyl, thiamorpholinyl sulfoxide, 2,5-diaza-bicyclo[2.2.1]heptanyl, and thiamorpholinyl sulfone.

[0044] In another example, the compound is according to Formula IIIa or IIIb,



wherein

each  $R^1$  is independently selected from  $-H$ , halo, trihalomethyl,  $-CN$ ,  $-OR^4$ ,  $-N(R^4)R^4$ ,  $-SO_2N(R^4)R^4$ ,  $-CO_2R^4$ ,  $-C(=O)N(R^4)R^4$ ,  $-C(=NR^5)N(R^4)R^4$ ,  $-C(=NR^5)R^4$ ,  $-N(R^4)SO_2R^4$ ,



-N(R<sup>4</sup>)C(O)R<sup>4</sup>, C<sub>1-6</sub> alkyl, heterocyclyl, and heterocyclyl C<sub>1-6</sub> alkyl; wherein R<sup>4</sup> and R<sup>5</sup> are as defined in claim 1;

R<sup>9</sup> is selected from -H, trihalomethyl; C<sub>1-6</sub> alkyl optionally substituted with one group selected from alkoxy, benzylamino, and 2-oxo-pyrrolidinyl; aryl C<sub>1-6</sub>alkyl substituted on the aryl with 1 or 2 groups selected from alkyl and alkoxy; heterocyclyl optionally substituted with -C(O)Ot-Bu; and heterocyclyl C<sub>1-6</sub>alkyl; and wherein at least one of R<sup>6</sup> is -OR<sup>4'</sup> and R<sup>4'</sup> is alkyl substituted with at least one additional of an optionally substituted alkoxy, amino, dialkylamino, and monoalkylamino, where the amino of the monoalkylamino is further substituted with *N*-methyl-pyrrolidin-3-yl and where each alkyl of monoalkylamino and dialkylamino are independently optionally substituted with -NH<sub>2</sub>, -NHCH<sub>3</sub>, or -N(CH<sub>3</sub>)<sub>2</sub>.

[0045] In another example, the compound is according to paragraph [0024], selected from Table 1.

Table 1

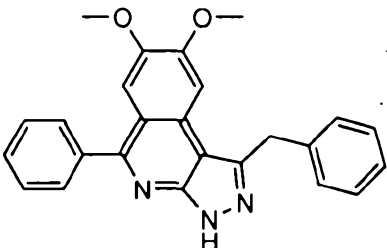
Entry	Name	Structure
1	7,8-bis(methoxy)-5-phenyl-1-(phenylmethyl)-3H-pyrazolo[3,4-c]isoquinoline	

Table 1

Entry	Name	Structure
2	2-[7,8-bis(methyloxy)-1-(phenylmethyl)-3H-pyrazolo[3,4-c]isoquinolin-5-yl]phenol	
3	4-[7,8-bis(methyloxy)-1-(phenylmethyl)-3H-pyrazolo[3,4-c]isoquinolin-5-yl]phenol	
4	4-[7,8-bis(methyloxy)-1-(phenylmethyl)-3H-pyrazolo[3,4-c]isoquinolin-5-yl]-N,N-dimethylaniline	
5	5-(4-fluorophenyl)-7,8-bis(methyloxy)-1-(phenylmethyl)-3H-pyrazolo[3,4-c]isoquinoline	
6	5-(4-nitrophenyl)-7,8-bis(methyloxy)-1-(phenylmethyl)-3H-pyrazolo[3,4-c]isoquinoline	

Table 1

Entry	Name	Structure
7	4-[3-methyl-7,8-bis(methyloxy)-1-(phenylmethyl)-3H-pyrazolo[3,4-c]isoquinolin-5-yl]phenol	
8	3-[7,8-bis(methyloxy)-1-(phenylmethyl)-3H-pyrazolo[3,4-c]isoquinolin-5-yl]phenol	
9	4-[7,8-bis(methyloxy)-1-(phenylmethyl)-3H-pyrazolo[3,4-c]isoquinolin-5-yl]benzene-1,2-diol	
10	4-{7,8-bis(methyloxy)-1-[(4-methylphenyl)methyl]-3H-pyrazolo[3,4-c]isoquinolin-5-yl}phenol	
11	5-(1,3-benzodioxol-5-yl)-7,8-bis(methyloxy)-1-(phenylmethyl)-3H-pyrazolo[3,4-c]isoquinoline	

Table 1

Entry	Name	Structure
12	4-(7,8-bis(methyloxy)-1-{[4-(methyloxy)phenyl]methyl}-3H-pyrazolo[3,4-c]isoquinolin-5-yl)phenol	
13	4-{7,8-bis(methyloxy)-1-[(2-methylphenyl)methyl]-3H-pyrazolo[3,4-c]isoquinolin-5-yl}phenol	
14	4-{7,8-bis(methyloxy)-1-[(3-methylphenyl)methyl]-3H-pyrazolo[3,4-c]isoquinolin-5-yl}phenol	
15	4-[1-methyl-7,8-bis(methyloxy)-3H-pyrazolo[3,4-c]isoquinolin-5-yl]phenol	
16	2-[7,8-bis(methyloxy)-1-(phenylmethyl)-3H-pyrazolo[3,4-c]isoquinolin-5-yl]-6-fluorophenol	

Table 1

Entry	Name	Structure
17	3-[7,8-bis(methoxy)-1-(phenylmethyl)-3H-pyrazolo[3,4-c]isoquinolin-5-yl]-4-nitrophenol	
18	4-[7,8-bis(methoxy)-1-(phenylmethyl)-3H-pyrazolo[3,4-c]isoquinolin-5-yl]benzoic acid	
19	4-[7,8-bis(methoxy)-1-(1-phenylethyl)-3H-pyrazolo[3,4-c]isoquinolin-5-yl]phenol	
20	4-[1-{[3,4-bis(methoxy)phenyl]methyl}-7,8-bis(methoxy)-3H-pyrazolo[3,4-c]isoquinolin-5-yl]phenol	
21	4-(7,8-bis(methoxy)-1-{[3-(methoxy)phenyl]methyl}-3H-pyrazolo[3,4-c]isoquinolin-5-yl)phenol	

Table 1

Entry	Name	Structure
22	4-[1-ethyl-7,8-bis(methoxy)-3H-pyrazolo[3,4-c]isoquinolin-5-yl]phenol	
23	7,8-bis(methoxy)-1-(phenylmethyl)-5-pyridin-4-yl-3H-pyrazolo[3,4-c]isoquinoline	
24	4-[6,7,8-tris(methoxy)-1-(phenylmethyl)-3H-pyrazolo[3,4-c]isoquinolin-5-yl]phenol	
25	4-[1-methyl-6,7,8-tris(methoxy)-3H-pyrazolo[3,4-c]isoquinolin-5-yl]phenol	
26	4-[8-(methoxy)-1-(phenylmethyl)-3H-pyrazolo[3,4-c]isoquinolin-5-yl]phenol	

Table 1

Entry	Name	Structure
27	4-[7,8-bis(methoxy)-1-(trifluoromethyl)-3H-pyrazolo[3,4-c]isoquinolin-5-yl]phenol	
28	4-[1-(1-methylethyl)-7,8-bis(methoxy)-3H-pyrazolo[3,4-c]isoquinolin-5-yl]phenol	
29	4-[7,8-bis(methoxy)-3H-pyrazolo[3,4-c]isoquinolin-5-yl]phenol	
30	4-[7-methyl-8-(methoxy)-1-(phenylmethyl)-3H-pyrazolo[3,4-c]isoquinolin-5-yl]phenol	
31	4-[1-methyl-6,8-bis(methoxy)-3H-pyrazolo[3,4-c]isoquinolin-5-yl]phenol	

Table 1

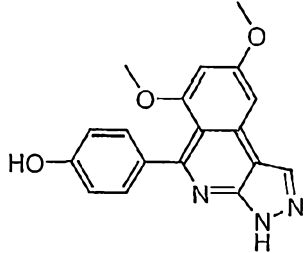
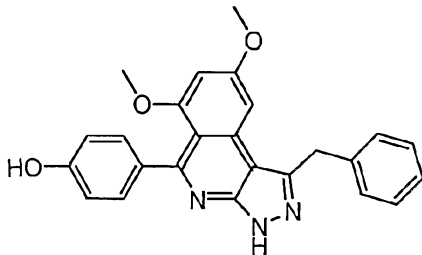
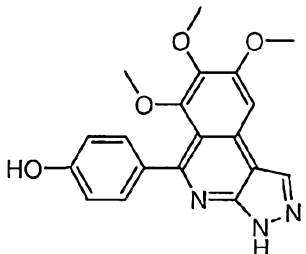
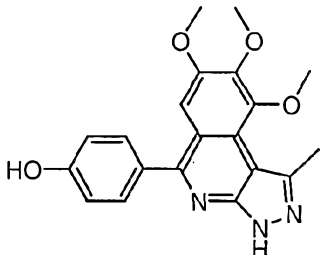
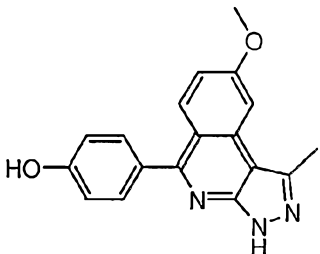
Entry	Name	Structure
32	4-[6,8-bis(methyloxy)-3H-pyrazolo[3,4-c]isoquinolin-5-yl]phenol	
33	4-[6,8-bis(methyloxy)-1-(phenylmethyl)-3H-pyrazolo[3,4-c]isoquinolin-5-yl]phenol	
34	4-[6,7,8-tris(methyloxy)-3H-pyrazolo[3,4-c]isoquinolin-5-yl]phenol	
35	4-[1-methyl-7,8,9-tris(methyloxy)-3H-pyrazolo[3,4-c]isoquinolin-5-yl]phenol	
36	4-[1-methyl-8-(methyloxy)-3H-pyrazolo[3,4-c]isoquinolin-5-yl]phenol	



Table 1

Entry	Name	Structure
37	2-methyl-4-[1-methyl-7,8-bis(methyloxy)-3H-pyrazolo[3,4-c]isoquinolin-5-yl]phenol	
38	4-[1-methyl-7,8-bis(methyloxy)-3H-pyrazolo[3,4-c]isoquinolin-5-yl]-2-(methyloxy)phenol	
39	4-{1-methyl-8-(methyloxy)-7-[(2-morpholin-4-ylethyl)oxy]-3H-pyrazolo[3,4-c]isoquinolin-5-yl}phenol	
40	2-(ethyloxy)-4-[1-methyl-7,8-bis(methyloxy)-3H-pyrazolo[3,4-c]isoquinolin-5-yl]phenol	
41	2-chloro-4-[1-methyl-7,8-bis(methyloxy)-3H-pyrazolo[3,4-c]isoquinolin-5-yl]phenol	

Table 1

Entry	Name	Structure
42	2-fluoro-4-[1-methyl-7,8-bis(methoxy)-3H-pyrazolo[3,4-c]isoquinolin-5-yl]phenol	
43	4-[1-methyl-7,8-bis(methoxy)-3H-pyrazolo[3,4-c]isoquinolin-5-yl]-2-nitrophenol	
44	2-bromo-4-[1-methyl-7,8-bis(methoxy)-3H-pyrazolo[3,4-c]isoquinolin-5-yl]phenol	
45	1-{[5-(4-hydroxyphenyl)-7,8-bis(methoxy)-3H-pyrazolo[3,4-c]isoquinolin-1-yl]methyl}pyrrolidin-2-one	
46	5-(4-fluorophenyl)-1-methyl-7,8-bis(methoxy)-3H-pyrazolo[3,4-c]isoquinoline	

Table 1

Entry	Name	Structure
47	2,6-dimethyl-4-[1-methyl-7,8-bis(methoxy)-3H-pyrazolo[3,4-c]isoquinolin-5-yl]phenol	
48	5-[4-fluoro-3-(trifluoromethyl)phenyl]-1-methyl-7,8-bis(methoxy)-3H-pyrazolo[3,4-c]isoquinoline	
49	5-(3-chloro-4-fluorophenyl)-1-methyl-7,8-bis(methoxy)-3H-pyrazolo[3,4-c]isoquinoline	
50	5-(3,4-difluorophenyl)-1-methyl-7,8-bis(methoxy)-3H-pyrazolo[3,4-c]isoquinoline	
51	1-methyl-7,8-bis(methoxy)-5-[3-(trifluoromethyl)phenyl]-3H-pyrazolo[3,4-c]isoquinoline	

Table 1

Entry	Name	Structure
52	5-(4-fluoro-3-methylphenyl)-1-methyl-7,8-bis(methoxy)-3H-pyrazolo[3,4-c]isoquinoline	
53	5-(3-bromo-4-fluorophenyl)-1-methyl-7,8-bis(methoxy)-3H-pyrazolo[3,4-c]isoquinoline	
54	4-{1-methyl-7-(methoxy)-8-[(piperidin-4-ylmethyl)oxy]-3H-pyrazolo[3,4-c]isoquinolin-5-yl}phenol	
55	4-{1-methyl-8-(methoxy)-7-[(piperidin-4-ylmethyl)oxy]-3H-pyrazolo[3,4-c]isoquinolin-5-yl}phenol	
56	1-methyl-7,8-bis(methoxy)-5-(3-methylphenyl)-3H-pyrazolo[3,4-c]isoquinoline	

Table 1

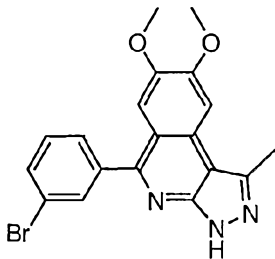
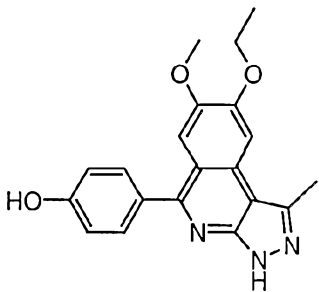
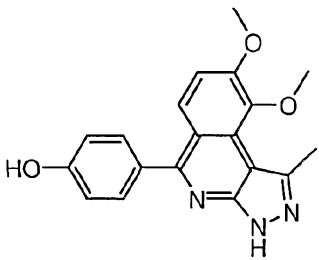
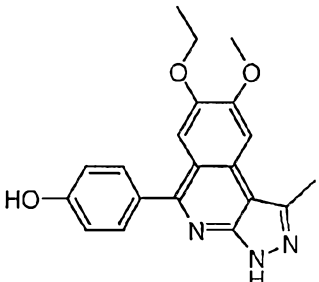
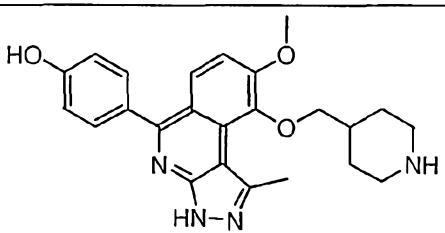
Entry	Name	Structure
57	5-(3-bromophenyl)-1-methyl-7,8-bis(methoxy)-3H-pyrazolo[3,4-c]isoquinoline	
58	4-[8-(ethyloxy)-1-methyl-7-(methyloxy)-3H-pyrazolo[3,4-c]isoquinolin-5-yl]phenol	
59	4-[1-methyl-8,9-bis(methoxy)-3H-pyrazolo[3,4-c]isoquinolin-5-yl]phenol	
60	4-[7-(ethyloxy)-1-methyl-8-(methyloxy)-3H-pyrazolo[3,4-c]isoquinolin-5-yl]phenol	
61	4-{1-methyl-8-(methyloxy)-9-[(piperidin-4-ylmethyl)oxy]-3H-pyrazolo[3,4-c]isoquinolin-5-yl}phenol	

Table 1

Entry	Name	Structure
62	4-[1-methyl-7,8-bis(methoxy)-3H-pyrazolo[3,4-c]isoquinolin-5-yl]-2-(1-methylethyl)phenol	
63	2-ethyl-4-[1-methyl-7,8-bis(methoxy)-3H-pyrazolo[3,4-c]isoquinolin-5-yl]phenol	
64	4-(1-methyl-8-(methoxy)-9-[(1-methylpiperidin-4-yl)methyl]oxy)-3H-pyrazolo[3,4-c]isoquinolin-5-yl]phenol	
65	4-(1-methyl-7-(methoxy)-8-[(1-methylpiperidin-4-yl)methyl]oxy)-3H-pyrazolo[3,4-c]isoquinolin-5-yl]phenol	
66	4-[1,7-dimethyl-8-(methoxy)-3H-pyrazolo[3,4-c]isoquinolin-5-yl]phenol	

Table 1

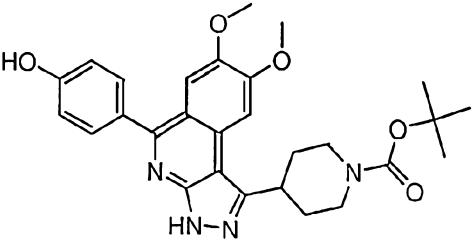
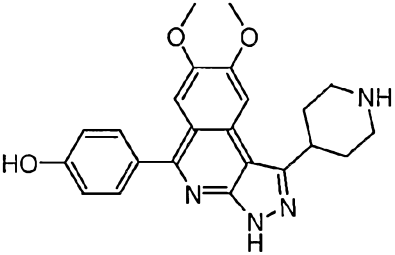
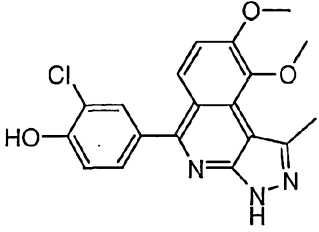
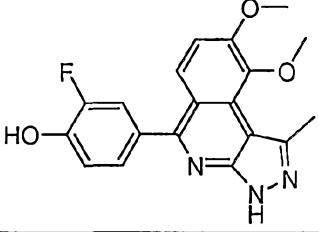
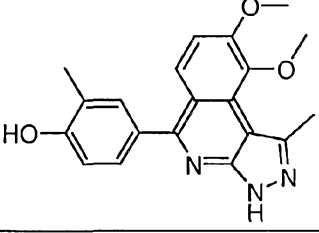
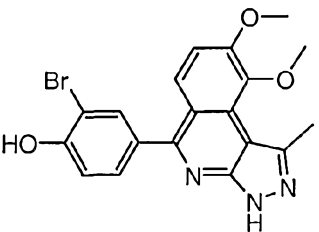
Entry	Name	Structure
67	1,1-dimethylethyl 4-[5-(4-hydroxyphenyl)-7,8-bis(methoxy)-3H-pyrazolo[3,4-c]isoquinolin-1-yl]piperidine-1-carboxylate	
68	4-[7,8-bis(methoxy)-1-piperidin-4-yl-3H-pyrazolo[3,4-c]isoquinolin-5-yl]phenol	
69	2-chloro-4-[1-methyl-8,9-bis(methoxy)-3H-pyrazolo[3,4-c]isoquinolin-5-yl]phenol	
70	2-fluoro-4-[1-methyl-8,9-bis(methoxy)-3H-pyrazolo[3,4-c]isoquinolin-5-yl]phenol	
71	2-methyl-4-[1-methyl-8,9-bis(methoxy)-3H-pyrazolo[3,4-c]isoquinolin-5-yl]phenol	
72	2-bromo-4-[1-methyl-8,9-bis(methoxy)-3H-pyrazolo[3,4-c]isoquinolin-5-yl]phenol	

Table 1

Entry	Name	Structure
73	4-[1-methyl-7,8-bis(methoxy)-3H-pyrazolo[3,4-c]isoquinolin-5-yl]benzonitrile	
74	N'-hydroxy-4-[1-methyl-7,8-bis(methoxy)-3H-pyrazolo[3,4-c]isoquinolin-5-yl]benzenecarboximidamide	
75	5-hydroxy-2-[1-methyl-7,8-bis(methoxy)-3H-pyrazolo[3,4-c]isoquinolin-5-yl]-4H-pyran-4-one	
76	2-[(difluoromethyl)oxy]-4-[1-methyl-7,8-bis(methoxy)-3H-pyrazolo[3,4-c]isoquinolin-5-yl]phenol	
77	5-[1-methyl-7,8-bis(methoxy)-3H-pyrazolo[3,4-c]isoquinolin-5-yl]pyridin-2-ol	



Table 1

Entry	Name	Structure
78	4-[1,9-dimethyl-8-(methyloxy)-3H-pyrazolo[3,4-c]isoquinolin-5-yl]phenol	
79	4-[6,9-difluoro-1-methyl-8-(methyloxy)-3H-pyrazolo[3,4-c]isoquinolin-5-yl]phenol	
80	2-bromo-4-{1-methyl-8-(methyloxy)-9-[(2-morpholin-4-ylethyl)oxy]-3H-pyrazolo[3,4-c]isoquinolin-5-yl}phenol	
81	2-chloro-4-{1-methyl-8-(methyloxy)-9-[(2-morpholin-4-ylethyl)oxy]-3H-pyrazolo[3,4-c]isoquinolin-5-yl}phenol	
82	4-(7,8-bis(methyloxy)-1-[[[(phenylmethyl)amino]methyl]-3H-pyrazolo[3,4-c]isoquinolin-5-yl]phenol	

Table 1

Entry	Name	Structure
83	2,5-dimethyl-4-[1-methyl-7,8-bis(methyloxy)-3H-pyrazolo[3,4-c]isoquinolin-5-yl]phenol	
84	2,3-dichloro-4-[1-methyl-7,8-bis(methyloxy)-3H-pyrazolo[3,4-c]isoquinolin-5-yl]phenol	
85	2,5-dichloro-4-[1-methyl-7,8-bis(methyloxy)-3H-pyrazolo[3,4-c]isoquinolin-5-yl]phenol	
86	2,3-dimethyl-4-[1-methyl-7,8-bis(methyloxy)-3H-pyrazolo[3,4-c]isoquinolin-5-yl]phenol	
87	2-bromo-4-(1-methyl-8-(methyloxy)-9-[(1-methylpiperidin-4-yl)methyl]oxy)-3H-pyrazolo[3,4-c]isoquinolin-5-yl]phenol	
88	2-chloro-4-(1-methyl-7-(methyloxy)-8-[(1-methylpiperidin-4-yl)methyl]oxy)-3H-pyrazolo[3,4-c]isoquinolin-5-yl]phenol	

Table 1

Entry	Name	Structure
89	4-[9-fluoro-1-methyl-8-(methyloxy)-3H-pyrazolo[3,4-c]isoquinolin-5-yl]phenol	
90	4-(1-methyl-8-(methyloxy)-9-{{2-(methyloxy)ethyl}oxy}-3H-pyrazolo[3,4-c]isoquinolin-5-yl)phenol	
91	2-chloro-4-(1-methyl-8-(methyloxy)-9-{{(1-methylpiperidin-4-yl)methyl}oxy}-3H-pyrazolo[3,4-c]isoquinolin-5-yl)phenol	
92	4-[6-bromo-1,7-dimethyl-8-(methyloxy)-3H-pyrazolo[3,4-c]isoquinolin-5-yl]phenol	
93	4-[6-fluoro-1-methyl-7,8-bis(methyloxy)-3H-pyrazolo[3,4-c]isoquinolin-5-yl]phenol	
94	4-[9-chloro-1,7-dimethyl-8-(methyloxy)-3H-pyrazolo[3,4-c]isoquinolin-5-yl]phenol	

Table 1

Entry	Name	Structure
95	2-chloro-4-[8-{{(1-ethylpiperidin-4-yl)methyl}oxy}-1-methyl-7-(methoxy)-3H-pyrazolo[3,4-c]isoquinolin-5-yl]phenol	
96	3-chloro-4-[1-methyl-7,8-bis(methoxy)-3H-pyrazolo[3,4-c]isoquinolin-5-yl]phenol	
97	4-(1-methyl-8,9-bis{{2-(methoxy)ethyl}oxy}-3H-pyrazolo[3,4-c]isoquinolin-5-yl)phenol	
98	4-(1-methyl-3H-pyrazolo[3,4-c]isoquinolin-5-yl)phenol	
99	2-chloro-4-(1-methyl-3H-pyrazolo[3,4-c]isoquinolin-5-yl)phenol	
100	2-bromo-4-(1-methyl-3H-pyrazolo[3,4-c]isoquinolin-5-yl)phenol	

Table 1

Entry	Name	Structure
101	2-chloro-4-[1,7-dimethyl-8-(methyloxy)-3H-pyrazolo[3,4-c]isoquinolin-5-yl]phenol	
102	2-bromo-4-[1,7-dimethyl-8-(methyloxy)-3H-pyrazolo[3,4-c]isoquinolin-5-yl]phenol	
103	2-chloro-4-[1-methyl-8-([1-(1-methylethyl)piperidin-4-yl]methyl)oxy]-7-(methyloxy)-3H-pyrazolo[3,4-c]isoquinolin-5-yl]phenol	
104	4-[9-bromo-1-methyl-8-(methyloxy)-3H-pyrazolo[3,4-c]isoquinolin-5-yl]phenol	
105	4-[7-chloro-9-fluoro-1-methyl-8-(methyloxy)-3H-pyrazolo[3,4-c]isoquinolin-5-yl]phenol	

Table 1

Entry	Name	Structure
106	4-[8-{{(1-acetylpiperidin-4-yl)methyl}oxy}-1-methyl-7-(methyloxy)-3H-pyrazolo[3,4-c]isoquinolin-5-yl]-2-chlorophenol	
107	4-[9-{{(1-acetylpiperidin-4-yl)methyl}oxy}-1-methyl-8-(methyloxy)-3H-pyrazolo[3,4-c]isoquinolin-5-yl]-2-bromophenol	
108	2-chloro-4-(1-methyl-9-(methyloxy)-8-{{[2-(methyloxy)ethyl]oxy}-3H-pyrazolo[3,4-c]isoquinolin-5-yl}phenol	
109	4-[7-fluoro-1-methyl-8-(methyloxy)-3H-pyrazolo[3,4-c]isoquinolin-5-yl]phenol	
110	2-chloro-4-(1-methyl-8,9-bis{{[2-(methyloxy)ethyl]oxy}-3H-pyrazolo[3,4-c]isoquinolin-5-yl}phenol	

Table 1

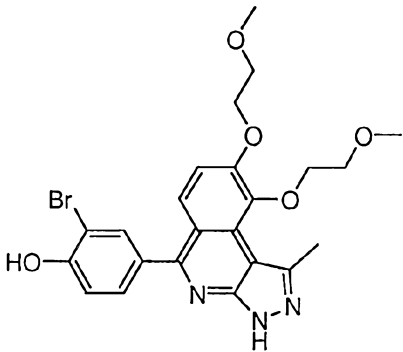
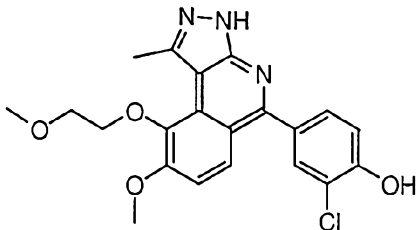
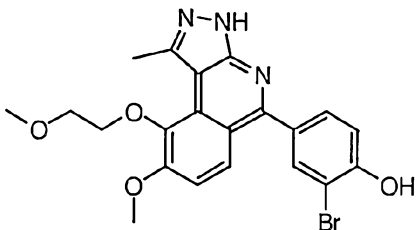
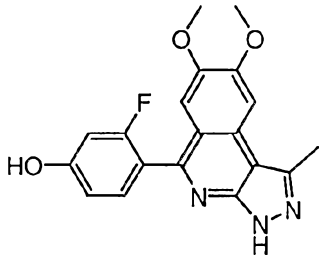
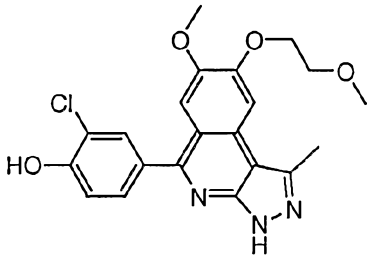
Entry	Name	Structure
111	2-bromo-4-(1-methyl-8,9-bis{[2-(methyloxy)ethyl]oxy}-3H-pyrazolo[3,4-c]isoquinolin-5-yl)phenol	
112	2-chloro-4-(1-methyl-8-(methyloxy)-9-{[2-(methyloxy)ethyl]oxy}-3H-pyrazolo[3,4-c]isoquinolin-5-yl)phenol	
113	2-bromo-4-(1-methyl-8-(methyloxy)-9-{[2-(methyloxy)ethyl]oxy}-3H-pyrazolo[3,4-c]isoquinolin-5-yl)phenol	
114	3-fluoro-4-[1-methyl-7,8-bis(methyloxy)-3H-pyrazolo[3,4-c]isoquinolin-5-yl]phenol	
115	2-chloro-4-(1-methyl-7-(methyloxy)-8-{[2-(methyloxy)ethyl]oxy}-3H-pyrazolo[3,4-c]isoquinolin-5-yl)phenol	

Table 1

Entry	Name	Structure
116	2-bromo-4-(1-methyl-7-(methyloxy)-8-{[2-(methyloxy)ethyl]oxy}-3H-pyrazolo[3,4-c]isoquinolin-5-yl)phenol	
117	2-chloro-4-(1-methyl-7,8-bis{[2-(methyloxy)ethyl]oxy}-3H-pyrazolo[3,4-c]isoquinolin-5-yl)phenol	
118	2-bromo-4-(1-methyl-7,8-bis{[2-(methyloxy)ethyl]oxy}-3H-pyrazolo[3,4-c]isoquinolin-5-yl)phenol	
119	1-methyl-7,8-bis(methyloxy)-5-(1H-pyrazol-5-yl)-3H-pyrazolo[3,4-c]isoquinoline	
120	4-(6,9-difluoro-1-methyl-8-{[2-(methyloxy)ethyl]oxy}-3H-pyrazolo[3,4-c]isoquinolin-5-yl)phenol	



Table 1

Entry	Name	Structure
121	2-chloro-5-fluoro-4-[1-methyl-7,8-bis(methoxy)-3H-pyrazolo[3,4-c]isoquinolin-5-yl]phenol	
122	2-bromo-5-fluoro-4-[1-methyl-7,8-bis(methoxy)-3H-pyrazolo[3,4-c]isoquinolin-5-yl]phenol	
123	4-[9-fluoro-1-methyl-7,8-bis(methoxy)-3H-benzo[e]indazol-5-yl]phenol	
124	2-hydroxy-5-[1-methyl-7,8-bis(methoxy)-3H-pyrazolo[3,4-c]isoquinolin-5-yl]benzoic acid	
125	3-fluoro-4-(1-methyl-7-(methoxy)-8-([2-(methoxy)ethyl]oxy)-3H-pyrazolo[3,4-c]isoquinolin-5-yl)phenol	

Table 1

Entry	Name	Structure
126	4-(6,9-difluoro-1-methyl-8-{[2-(methyloxy)ethyl]oxy}-3H-pyrazolo[3,4-c]isoquinolin-5-yl)-3-fluorophenol	
127	2-chloro-4-(6,9-difluoro-1-methyl-8-{[2-(methyloxy)ethyl]oxy}-3H-pyrazolo[3,4-c]isoquinolin-5-yl)phenol	
128	2-chloro-4-[8-(ethyloxy)-1-methyl-7-(methyloxy)-3H-pyrazolo[3,4-c]isoquinolin-5-yl]phenol	
129	2-chloro-4-[6-chloro-1-methyl-7,8-bis(methyloxy)-3H-pyrazolo[3,4-c]isoquinolin-5-yl]phenol	
130	3-fluoro-4-(1-methyl-9-(methyloxy)-8-{[2-(methyloxy)ethyl]oxy}-3H-pyrazolo[3,4-c]isoquinolin-5-yl)phenol	

Table 1

Entry	Name	Structure
131	2-chloro-4-(1,7-dimethyl-8-{[2-(methyloxy)ethyl]oxy}-3H-pyrazolo[3,4-c]isoquinolin-5-yl)phenol	
132	3-fluoro-4-(6-fluoro-1-methyl-7-(methyloxy)-8-{[2-(methyloxy)ethyl]oxy}-3H-pyrazolo[3,4-c]isoquinolin-5-yl)phenol	
133	2-chloro-4-[1-methyl-8-[(1-methylethyl)oxy]-7-(methyloxy)-3H-pyrazolo[3,4-c]isoquinolin-5-yl]phenol	
134	2-chloro-4-{1-methyl-7-(methyloxy)-8-[(2-methylpropyl)oxy]-3H-pyrazolo[3,4-c]isoquinolin-5-yl}phenol	
135	2-bromo-5-fluoro-4-(1-methyl-7-(methyloxy)-8-{[2-(methyloxy)ethyl]oxy}-3H-pyrazolo[3,4-c]isoquinolin-5-yl)phenol	

Table 1

Entry	Name	Structure
136	4-[7,8-bis(methoxy)-3H-pyrazolo[3,4-c]isoquinolin-5-yl]-2-chlorophenol	
137	4-[7,8-bis(methoxy)-1-(trifluoromethyl)-3H-pyrazolo[3,4-c]isoquinolin-5-yl]-2-chlorophenol	
138	4-{7,8-bis(methoxy)-1-[(methoxy)methyl]-3H-pyrazolo[3,4-c]isoquinolin-5-yl}-2-chlorophenol	
139	2-chloro-4-(1-methyl-3H-[1,3]dioxolo[4,5-g]pyrazolo[3,4-c]isoquinolin-5-yl)phenol	
140	2-chloro-4-(1-methyl-8,9-dihydro-3H-[1,4]dioxino[2,3-g]pyrazolo[3,4-c]isoquinolin-5-yl)phenol	

Table 1

Entry	Name	Structure
141	2-chloro-4-(1-methyl-9,10-dihydro-3H,8H-[1,4]dioxepino[2,3-g]pyrazolo[3,4-c]isoquinolin-5-yl)phenol	
142	2-chloro-4-[7-[(difluoromethyl)oxy]-1-methyl-8-(methyloxy)-3H-pyrazolo[3,4-c]isoquinolin-5-yl]phenol	
143	2-chloro-5-fluoro-4-(6-fluoro-1-methyl-9-(methyloxy)-8-{[2-(methyloxy)ethyl]oxy}-3H-pyrazolo[3,4-c]isoquinolin-5-yl)phenol	
144	2-chloro-4-(6,9-difluoro-1-methyl-8-{[2-(methyloxy)ethyl]oxy}-3H-pyrazolo[3,4-c]isoquinolin-5-yl)-5-fluorophenol	
145	2-chloro-4-(11-methyl-2,3-dihydro-9H-[1,4]dioxino[2,3-f]pyrazolo[3,4-c]isoquinolin-7-yl)phenol	
146	2-chloro-5-fluoro-4-(11-methyl-2,3-dihydro-9H-[1,4]dioxino[2,3-f]pyrazolo[3,4-c]isoquinolin-7-yl)phenol	

Table 1

Entry	Name	Structure
147	2-chloro-4-[1-methyl-6,7,8-tris(methoxy)-3H-pyrazolo[3,4-c]isoquinolin-5-yl]phenol	
148	2-bromo-4-(6,9-difluoro-1-methyl-8-{[2-(methyloxy)ethyl]oxy}-3H-pyrazolo[3,4-c]isoquinolin-5-yl)-5-fluorophenol	
149	7-(3-chlorophenyl)-11-methyl-2,3-dihydro-9H-[1,4]dioxino[2,3-f]pyrazolo[3,4-c]isoquinoline	
150	2-chloro-5-fluoro-4-(6-fluoro-1-methyl-8,9-dihydro-3H-[1,4]dioxino[2,3-g]pyrazolo[3,4-c]isoquinolin-5-yl)phenol	
151	2-chloro-4-{1-methyl-7-(methyloxy)-8-[(tetrahydrofuran-2-ylmethyl)oxy]-3H-pyrazolo[3,4-c]isoquinolin-5-yl}phenol	
152	2-chloro-4-{1-methyl-7-(methyloxy)-8-[(tetrahydro-2H-pyran-2-ylmethyl)oxy]-3H-pyrazolo[3,4-c]isoquinolin-5-yl}phenol	

Table 1

Entry	Name	Structure
153	2-chloro-4-{1-methyl-7-(methoxy)-8-[(2,2,2-trifluoroethyl)oxy]-3H-pyrazolo[3,4-c]isoquinolin-5-yl}phenol	
154	2-chloro-5-fluoro-4-[9-fluoro-1-methyl-6,7,8-tris(methoxy)-3H-pyrazolo[3,4-c]isoquinolin-5-yl]phenol	
155	5-(3-chloro-4-hydroxyphenyl)-6,9-difluoro-1-methyl-3H-pyrazolo[3,4-c]isoquinolin-8-ol	
156	6,9-difluoro-5-(2-fluorophenyl)-1-methyl-8-{[2-(methoxy)ethyl]oxy}-3H-pyrazolo[3,4-c]isoquinoline	
157	2-chloro-4-{8-[(difluoromethyl)oxy]-6,9-difluoro-1-methyl-3H-pyrazolo[3,4-c]isoquinolin-5-yl}phenol	
158	2-chloro-4-(6,11-difluoro-1-methyl-8,9-dihydro-3H-[1,4]dioxino[2,3-g]pyrazolo[3,4-c]isoquinolin-5-yl)-5-fluorophenol	

Table 1

Entry	Name	Structure
159	4-(1-methyl-3H-benzo[e]indazol-5-yl)phenol	
160	6-fluoro-7-(2-fluorophenyl)-11-methyl-2,3-dihydro-9H-[1,4]dioxino[2,3-f]pyrazolo[3,4-c]isoquinoline	
161	2-chloro-4-{1-methyl-7-(methyloxy)-8-[(tetrahydro-2H-pyran-4-ylmethyl)oxy]-3H-pyrazolo[3,4-c]isoquinolin-5-yl}phenol	
162	2-chloro-4-[8-{[2-(ethyloxy)ethyl]oxy}-1-methyl-7-(methyloxy)-3H-pyrazolo[3,4-c]isoquinolin-5-yl]phenol	
163	N-[4-(6-fluoro-11-methyl-2,3-dihydro-9H-[1,4]dioxino[2,3-f]pyrazolo[3,4-c]isoquinolin-7-yl)phenyl]acetamide	
164	3-fluoro-4-(6-fluoro-11-methyl-2,3-dihydro-9H-[1,4]dioxino[2,3-f]pyrazolo[3,4-c]isoquinolin-7-yl)phenol	



Table 1

Entry	Name	Structure
165	2-chloro-5-fluoro-4-(6-fluoro-11-methyl-2,3-dihydro-9H-[1,4]dioxino[2,3-f]pyrazolo[3,4-c]isoquinolin-7-yl)phenol	
166	2-chloro-4-[8-(cyclopentyloxy)-1-methyl-7-(methyloxy)-3H-pyrazolo[3,4-c]isoquinolin-5-yl]phenol	
167	2-chloro-4-(1-methyl-7-(1-methylethyl)-8-{[2-(methyloxy)ethyl]oxy}-3H-pyrazolo[3,4-c]isoquinolin-5-yl)phenol	
168	2-chloro-4-[9-ethyl-1-methyl-8-(methyloxy)-3H-pyrazolo[3,4-c]isoquinolin-5-yl]phenol	
169	2-chloro-4-(6,9-difluoro-1-methyl-8-{[(1-methylpiperidin-4-yl)methyl]oxy}-3H-pyrazolo[3,4-c]isoquinolin-5-yl)phenol	
170	5-(3-chloro-4-hydroxyphenyl)-8-fluoro-1-methyl-7-(methyloxy)-3H-pyrazolo[3,4-c]isoquinolin-6-ol	

Table 1

Entry	Name	Structure
171	2-chloro-4-(6-fluoro-1-methyl-7-(methoxy)-8-[[1-methylpiperidin-4-yl)methyl]oxy}-3H-pyrazolo[3,4-c]isoquinolin-5-yl)phenol	
172	2-chloro-4-(6-fluoro-1-methyl-8,9-bis[[2-(methoxy)ethyl]oxy]-3H-pyrazolo[3,4-c]isoquinolin-5-yl)phenol	
173	5-[3-chloro-4-(methoxy)phenyl]-6-fluoro-1-methyl-7-(methoxy)-8-[[1-methylpiperidin-4-yl)methyl]oxy]-3H-pyrazolo[3,4-c]isoquinoline	
174	5-[3-chloro-4-(methoxy)phenyl]-8-fluoro-1-methyl-7-(methoxy)-3H-pyrazolo[3,4-c]isoquinolin-6-ol	
175	5-[3-chloro-4-(methoxy)phenyl]-1-methyl-7,8-bis(methoxy)-3H-pyrazolo[3,4-c]isoquinoline	

Table 1

Entry	Name	Structure
176	2-chloro-4-{6-fluoro-1-methyl-7-(methyloxy)-8-[(2-piperidin-1-ylethyl)oxy]-3H-pyrazolo[3,4-c]isoquinolin-5-yl}phenol	
177	2-chloro-4-[8-{[2-(4-ethylpiperazin-1-yl)ethyl]oxy}-6-fluoro-1-methyl-7-(methyloxy)-3H-pyrazolo[3,4-c]isoquinolin-5-yl]phenol	
178	2-chloro-4-[8-{[2-(diethylamino)ethyl]oxy}-6-fluoro-1-methyl-7-(methyloxy)-3H-pyrazolo[3,4-c]isoquinolin-5-yl]phenol	
179	2-chloro-4-(6-fluoro-1-methyl-7-(methyloxy)-8-{[2-(methyloxy)ethyl]oxy}-3H-pyrazolo[3,4-c]isoquinolin-5-yl)phenol	
180	6,9-difluoro-5-furan-3-yl-1-methyl-3H-pyrazolo[3,4-c]isoquinolin-8-ol	
181	6,9-difluoro-5-furan-2-yl-1-methyl-3H-pyrazolo[3,4-c]isoquinolin-8-ol	

Table 1

Entry	Name	Structure
182	2-chloro-4-(6-fluoro-1-methyl-9-(methoxy)-8-{[(1-methylpiperidin-4-yl)methyl]oxy}-3H-pyrazolo[3,4-c]isoquinolin-5-yl)phenol	
183	2-bromo-4-(6-fluoro-1-methyl-9-(methoxy)-8-{[(1-methylpiperidin-4-yl)methyl]oxy}-3H-pyrazolo[3,4-c]isoquinolin-5-yl)phenol	
184	2-chloro-5-fluoro-4-(6-fluoro-1-methyl-9-(methoxy)-8-{[(1-methylpiperidin-4-yl)methyl]oxy}-3H-pyrazolo[3,4-c]isoquinolin-5-yl)phenol	
185	4-(6-fluoro-1-methyl-9-(methoxy)-8-{[(1-methylpiperidin-4-yl)methyl]oxy}-3H-pyrazolo[3,4-c]isoquinolin-5-yl)-2-methylphenol	
186	2-chloro-4-{6,9-difluoro-1-methyl-8-[(2-piperidin-1-ylethyl)oxy]-3H-pyrazolo[3,4-c]isoquinolin-5-yl}phenol	
187	2-chloro-4-(8-{[2-(4-ethylpiperazin-1-yl)ethyl]oxy}-6,9-difluoro-1-methyl-3H-pyrazolo[3,4-c]isoquinolin-5-yl)phenol	

Table 1

Entry	Name	Structure
188	2-chloro-4-(8-([2-(diethylamino)ethyl]oxy)-6,9-difluoro-1-methyl-3H-pyrazolo[3,4-c]isoquinolin-5-yl)phenol	
189	4-(6,9-difluoro-8-hydroxy-1-methyl-3H-pyrazolo[3,4-c]isoquinolin-5-yl)-N-hydroxybenzenecarboximidamide	
190	3-(6,9-difluoro-8-hydroxy-1-methyl-3H-pyrazolo[3,4-c]isoquinolin-5-yl)-N-hydroxybenzenecarboximidamide	
191	6,9-difluoro-5-(1H-indol-5-yl)-1-methyl-3H-pyrazolo[3,4-c]isoquinolin-8-ol	
192	5-(1H-benzimidazol-6-yl)-6,9-difluoro-1-methyl-3H-pyrazolo[3,4-c]isoquinolin-8-ol	
193	5-(4-aminophenyl)-6,9-difluoro-1-methyl-3H-pyrazolo[3,4-c]isoquinolin-8-ol	

Table 1

Entry	Name	Structure
194	2-chloro-4-(6-fluoro-1-methyl-7-(methoxy)-8-{{2-(4-methylpiperazin-1-yl)ethyl}oxy}-3H-pyrazolo[3,4-c]isoquinolin-5-yl)phenol	
195	5-(2-amino-1,3-thiazol-5-yl)-6,9-difluoro-1-methyl-3H-pyrazolo[3,4-c]isoquinolin-8-ol	
196	2-chloro-4-[8-{{2-(4-ethylpiperazin-1-yl)ethyl}oxy}-6-fluoro-1-methyl-9-(methoxy)-3H-pyrazolo[3,4-c]isoquinolin-5-yl]phenol	
197	2-chloro-4-(6-fluoro-1-methyl-9-(methoxy)-8-{{2-(4-methylpiperazin-1-yl)ethyl}oxy}-3H-pyrazolo[3,4-c]isoquinolin-5-yl)phenol	
198	5-(6-aminopyridin-3-yl)-6,9-difluoro-1-methyl-3H-pyrazolo[3,4-c]isoquinolin-8-ol	
199	5-(5-amino-2-thienyl)-6,9-difluoro-1-methyl-3H-pyrazolo[3,4-c]isoquinolin-8-ol	

Table 1

Entry	Name	Structure
200	2-chloro-4-[8-{[3-(4-ethylpiperazin-1-yl)propyl]oxy}-6-fluoro-1-methyl-9-(methoxy)-3H-pyrazolo[3,4-c]isoquinolin-5-yl]phenol	
201	2-chloro-4-(6-fluoro-1-methyl-9-(methoxy)-8-{[3-(4-methylpiperazin-1-yl)propyl]oxy}-3H-pyrazolo[3,4-c]isoquinolin-5-yl)phenol	
202	6,9-difluoro-5-(1H-indol-6-yl)-1-methyl-3H-pyrazolo[3,4-c]isoquinolin-8-ol	
203	N-[5-(6,9-difluoro-8-hydroxy-1-methyl-3H-pyrazolo[3,4-c]isoquinolin-5-yl)-1,3-thiazol-2-yl]acetamide	
204	5-(3-chlorophenyl)-8-{[2-(4-ethylpiperazin-1-yl)ethyl]oxy}-6-fluoro-1-methyl-9-(methoxy)-3H-pyrazolo[3,4-c]isoquinoline	
205	5-(3-aminophenyl)-6,9-difluoro-1-methyl-3H-pyrazolo[3,4-c]isoquinolin-8-ol	

Table 1

Entry	Name	Structure
206	2-chloro-4-{6-fluoro-1-methyl-9-(methyloxy)-8-[(2-morpholin-4-ylethyl)oxy]-3H-pyrazolo[3,4-c]isoquinolin-5-yl}phenol	
207	4-[8-({2-[butyl(ethyl)amino]ethyl}oxy)-6-fluoro-1-methyl-9-(methyloxy)-3H-pyrazolo[3,4-c]isoquinolin-5-yl]-2-chlorophenol	
208	4-[8-({[(2R)-2-amino-3-methylbutyl]oxy}-6-fluoro-1-methyl-9-(methyloxy)-3H-pyrazolo[3,4-c]isoquinolin-5-yl)-2-chlorophenol	
209	2-chloro-4-(6-fluoro-1-methyl-9-(methyloxy)-8-{[2-(1-methylpiperidin-4-yl)ethyl]oxy}-3H-pyrazolo[3,4-c]isoquinolin-5-yl)phenol	
210	2-chloro-4-[8-({[1-(ethylpiperidin-4-yl)methyl]oxy}-6-fluoro-1-methyl-9-(methyloxy)-3H-pyrazolo[3,4-c]isoquinolin-5-yl)]phenol	
211	5-(2-amino-1,3-thiazol-4-yl)-6,9-difluoro-1-methyl-3H-pyrazolo[3,4-c]isoquinolin-8-ol	



Table 1

Entry	Name	Structure
212	5-(5-amino-1,3,4-thiadiazol-2-yl)-6,9-difluoro-1-methyl-3H-pyrazolo[3,4-c]isoquinolin-8-ol	
213	4-[8-{[(2R)-2-amino-3,3-dimethylbutyl]oxy}-6-fluoro-1-methyl-9-(methyloxy)-3H-pyrazolo[3,4-c]isoquinolin-5-yl]-2-chlorophenol	
214	2-chloro-4-[6-fluoro-1-methyl-9-(methyloxy)-8-({2-[4-(2-methylpropyl)piperazin-1-yl]ethyl}oxy)-3H-pyrazolo[3,4-c]isoquinolin-5-yl]phenol	
215	2-chloro-4-[8-{{2-(5-ethyl-2,5-diazabicyclo[2.2.1]hept-2-yl)ethyl}oxy}-6-fluoro-1-methyl-9-(methyloxy)-3H-pyrazolo[3,4-c]isoquinolin-5-yl]phenol	
216	2-chloro-4-[6-fluoro-1-methyl-8-({2-[4-(1-methylethyl)piperazin-1-yl]ethyl}oxy)-9-(methyloxy)-3H-pyrazolo[3,4-c]isoquinolin-5-yl]phenol	

Table 1

Entry	Name	Structure
217	4-[8-{[2-(3-amino-8-azabicyclo[3.2.1]oct-8-yl)ethyl]oxy}-6-fluoro-1-methyl-9-(methyloxy)-3H-pyrazolo[3,4-c]isoquinolin-5-yl]-2-chlorophenol	
218	2-chloro-4-[8-{[2-(1-ethylpiperidin-4-yl)ethyl]oxy}-6-fluoro-1-methyl-9-(methyloxy)-3H-pyrazolo[3,4-c]isoquinolin-5-yl]phenol	
219	2-chloro-4-[8-{[2-(diethylamino)ethyl]oxy}-6-fluoro-1-methyl-9-(methyloxy)-3H-pyrazolo[3,4-c]isoquinolin-5-yl]phenol	
220	2-chloro-5-[6-fluoro-1-methyl-9-(methyloxy)-8-[(2-pyrrolidin-1-ylethyl)oxy]-3H-pyrazolo[3,4-c]isoquinolin-5-yl]phenol	
221	6,9-difluoro-5-(2-imino-3-methyl-2,3-dihydro-1,3-thiazol-5-yl)-1-methyl-3H-pyrazolo[3,4-c]isoquinolin-8-ol	

Table 1

Entry	Name	Structure
222	6,9-difluoro-1-methyl-5-(1,3-thiazol-5-yl)-3H-pyrazolo[3,4-c]isoquinolin-8-ol	
223	2-chloro-4-[6-fluoro-1-methyl-8-[(8-methyl-8-azabicyclo[3.2.1]oct-3-yl)oxy]-9-(methoxy)-3H-pyrazolo[3,4-c]isoquinolin-5-yl]phenol	
224	2-chloro-4-{6-fluoro-1-methyl-9-(methoxy)-8-[(3-pyrrolidin-1-ylpropyl)oxy]-3H-pyrazolo[3,4-c]isoquinolin-5-yl}phenol	
225	2-chloro-4-{6-fluoro-1-methyl-9-(methoxy)-8-[(3-piperidin-1-ylpropyl)oxy]-3H-pyrazolo[3,4-c]isoquinolin-5-yl}phenol	
226	2-chloro-4-{6-fluoro-1-methyl-9-(methoxy)-8-[(3-morpholin-4-ylpropyl)oxy]-3H-pyrazolo[3,4-c]isoquinolin-5-yl}phenol	
227	2-chloro-4-[8-((2-[(2-(dimethylamino)ethyl)(methylamino)ethyl]oxy)-6-fluoro-1-methyl-9-(methoxy)-3H-pyrazolo[3,4-c]isoquinolin-5-yl]phenol	

Table 1

Entry	Name	Structure
228	2-chloro-4-[8-({2-[[2-(diethylamino)ethyl](methyl)amino]ethyl}oxy)-6-fluoro-1-methyl-9-(methyloxy)-3H-pyrazolo[3,4-c]isoquinolin-5-yl]phenol	
229	2-chloro-4-[8-({2-[[2-(dimethylamino)ethyl](ethyl)amino]ethyl}oxy)-6-fluoro-1-methyl-9-(methyloxy)-3H-pyrazolo[3,4-c]isoquinolin-5-yl]phenol	
230	4-[8-((2-{bis[3-(dimethylamino)propyl]amino}ethyl)oxy)-6-fluoro-1-methyl-9-(methyloxy)-3H-pyrazolo[3,4-c]isoquinolin-5-yl]-2-chlorophenol	
231	2-chloro-4-[6-fluoro-1-methyl-8-({2-[methyl(1-methylpyrrolidin-3-yl)amino]ethyl}oxy)-9-(methyloxy)-3H-pyrazolo[3,4-c]isoquinolin-5-yl]phenol	
232	2-chloro-4-[6-fluoro-1-methyl-9-(methyloxy)-8-[(2-{(2S)-2-[(methyloxy)methyl]pyrrolidin-1-yl}ethyl)oxy]-3H-pyrazolo[3,4-c]isoquinolin-5-yl]phenol	

Table 1

Entry	Name	Structure
233	2-chloro-4-(6-fluoro-1-methyl-9-(methyloxy)-8-{{2-(4-pyrrolidin-1-yl)piperidin-1-yl}ethyl}oxy)-3H-pyrazolo[3,4-c]isoquinolin-5-yl)phenol	
234	2-chloro-4-[8-{{2-(4-cyclohexylpiperazin-1-yl)ethyl}oxy}-6-fluoro-1-methyl-9-(methyloxy)-3H-pyrazolo[3,4-c]isoquinolin-5-yl]phenol	
235	2-[4-(2-{{5-(3-chloro-4-hydroxyphenyl)-6-fluoro-1-methyl-9-(methyloxy)-3H-pyrazolo[3,4-c]isoquinolin-8-yl}oxy}ethyl)piperazin-1-yl]-N-(1-methylethyl)acetamide	
236	4-[8-{{2-(1,4'-bipiperidin-1'-yl)ethyl}oxy}-6-fluoro-1-methyl-9-(methyloxy)-3H-pyrazolo[3,4-c]isoquinolin-5-yl]-2-chlorophenol	
237	2-chloro-4-[6-fluoro-1-methyl-8-{{2-(4-methyl-1,4-diazepan-1-yl)ethyl}oxy}-9-(methyloxy)-3H-pyrazolo[3,4-c]isoquinolin-5-yl]phenol	

Table 1

Entry	Name	Structure
238	2-chloro-4-(6-fluoro-1-methyl-9-(methyloxy)-8-([2-(4-pyridin-2-yl)piperazin-1-yl)ethyl]oxy)-3H-pyrazolo[3,4-c]isoquinolin-5-yl)phenol	
239	2-chloro-4-[8-([2-(2,6-dimethylmorpholin-4-yl)ethyl]oxy)-6-fluoro-1-methyl-9-(methyloxy)-3H-pyrazolo[3,4-c]isoquinolin-5-yl]phenol	
240	2-chloro-4-{6-fluoro-1-methyl-9-(methyloxy)-8-[(2-thiomorpholin-4-ylethyl)oxy]-3H-pyrazolo[3,4-c]isoquinolin-5-yl}phenol	
241	2-chloro-4-[8-([2-(2,6-dimethylpiperidin-1-yl)ethyl]oxy)-6-fluoro-1-methyl-9-(methyloxy)-3H-pyrazolo[3,4-c]isoquinolin-5-yl]phenol	
242	2-chloro-4-(6-fluoro-1-methyl-9-(methyloxy)-8-([2-(octahydroquinolin-1(2H)-yl)ethyl]oxy)-3H-pyrazolo[3,4-c]isoquinolin-5-yl)phenol	

Table 1

Entry	Name	Structure
243	4-[8-({2-[bis(1-methylethyl)amino]ethyl}oxy)-6-fluoro-1-methyl-9-(methyloxy)-3H-pyrazolo[3,4-c]isoquinolin-5-yl]-2-chlorophenol	
244	4-[8-[(2-{bis[2-(methyloxy)ethyl]amino}ethyl)oxy]-6-fluoro-1-methyl-9-(methyloxy)-3H-pyrazolo[3,4-c]isoquinolin-5-yl]-2-chlorophenol	
245	2-chloro-4-{6-fluoro-1-methyl-9-(methyloxy)-8-[(2-piperidin-1-ylethyl)oxy]-3H-pyrazolo[3,4-c]isoquinolin-5-yl}phenol	
246	6,9-difluoro-1-methyl-5-(1-oxidopyridin-4-yl)-3H-pyrazolo[3,4-c]isoquinolin-8-ol	

[0046] Another aspect of the invention is a pharmaceutical composition comprising a compound according to any one of paragraphs [0024]-[0045] and a pharmaceutically acceptable carrier.

[0047] Another aspect of the invention is a metabolite of the compound or the pharmaceutical composition according to any one of paragraphs [0024]-[0046].

[0048] Another aspect of the invention is a method of modulating the *in vivo* activity of a kinase, the method comprising administering to a subject an effective amount of the compound or the pharmaceutical composition according to any of paragraphs [0024]-[0046].

2004259012 21 Jan 2011

[0049] Another aspect of the invention is the method according to paragraph [0048], wherein the kinase is ALK.

[0050] Another aspect of the invention is the method according to paragraph [0049], wherein modulating the *in vivo* activity of ALK comprises inhibition of ALK.

5 [0051] Another aspect of the invention is a method of treating diseases or disorders associated with uncontrolled, abnormal, and/or unwanted cellular activities, the method comprising administering, to a mammal in need thereof, a therapeutically effective amount of the compound or the pharmaceutical composition as described in any one of paragraphs [0024]-[0046].

10 [0052] Another aspect of the invention is a method of screening for modulators of ALK, the method comprising combining a compound according to any one of paragraphs [0024]-[0045], and at least one candidate agent and determining the effect of the candidate agent on the ALK activity.

15 [0053] Another aspect of the invention is a method of inhibiting proliferative activity in a cell, the method comprising administering an effective amount of a composition comprising a compound according any one of paragraphs [0024]-[0045] to a cell or a plurality of cells.

### Definitions

20 [0054] As used in the present specification, the following words and phrases are generally intended to have the meanings as set forth below, except to the extent that the context in which they are used indicates otherwise or they are expressly defined to mean something different.

25 [0054A] Throughout this specification and the claims which follow, unless the context requires otherwise, the word "comprise", and variations such as "comprises" and "comprising", will be understood to imply the inclusion of a stated integer or step or group of integers or steps but not the exclusion of any other integer or step or group of integers or steps.



2004259012 21 Jan 2011

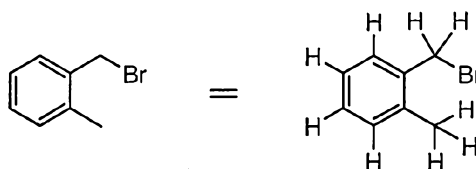
[0054B] The reference in this specification to any prior publication (or information derived from it), or to any matter which is known, is not, and should not be taken as an acknowledgment or admission or any form of suggestion that that prior publication (or information derived from it) or known matter forms part of the common general knowledge in the field of endeavour to which this specification relates.

[0055] The symbol "-" means a single bond, "=" means a double bond, "≡" means a triple bond. The symbol "~~~~" refers to a group on a double-bond as occupying either position on the terminus of a double bond to which the symbol is attached; that is, the geometry, *E*- or *Z*-, of the double bond is ambiguous. When a group is depicted removed from its parent formula, the "—" symbol will be used at the end of the bond which was theoretically cleaved in order to separate the group from its parent structural formula.

[0056] When chemical structures are depicted or described, unless explicitly stated otherwise, all carbons are assumed to have hydrogen substitution to conform to a valence

15

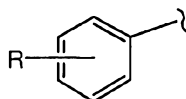
of four. For example, in the structure on the left-hand side of the schematic below there are nine hydrogens implied. The nine hydrogens are depicted in the right-hand structure. Sometimes a particular atom in a structure is described in textual formula as having a hydrogen or hydrogens as substitution (expressly defined hydrogen), for example,  $-\text{CH}_2\text{CH}_2-$ . It is understood by one of ordinary skill in the art that the aforementioned descriptive techniques are common in the chemical arts to provide brevity and simplicity to description of otherwise complex structures.



[0057] In this application, some ring structures are depicted generically and will be described textually. For example, in the schematic below, if in the structure on the left, ring A is used to describe a “spirocyclyl,” then if ring A is cyclopropyl, there are at most four hydrogens on ring A (when “R” can also be  $-\text{H}$ ). In another example, as depicted on the right side of the schematic below, if ring B is used to describe a “phenylene” then there can be at most four hydrogens on ring B (assuming depicted cleaved bonds are not C-H bonds).

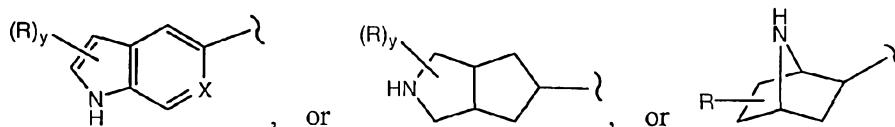


[0058] If a group “R” is depicted as “floating” on a ring system, as for example in the formula:



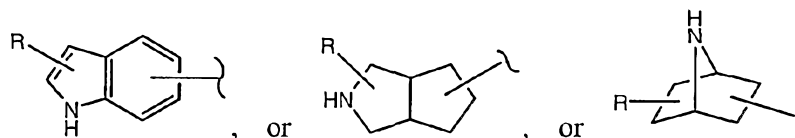
then, unless otherwise defined, a substituent “R” may reside on any atom of the ring system, assuming replacement of a depicted, implied, or expressly defined hydrogen from one of the ring atoms, so long as a stable structure is formed.

[0059] If a group “R” is depicted as floating on a fused ring system, as for example in the formulae:



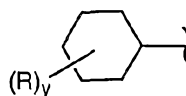
then, unless otherwise defined, a substituent “R” may reside on any atom of the fused ring system, assuming replacement of a depicted (for example the -NH- in the formula above), implied (for example as in the formula above, where the hydrogens are not shown but understood to be present), or expressly defined hydrogen (for example where in the formula above, “X” equals =CH-) from one of the ring atoms, so long as a stable structure is formed. In the example depicted, the “R” group may reside on either the 5-membered or the 6-membered ring of the fused ring system. In the formula depicted above, when y is 2 for example, then the two “R”s may reside on any two atoms of the ring system, again assuming each replaces a depicted, implied, or expressly defined hydrogen on the ring.

**[0060]** When there are more than one such depicted “floating” groups, as for example in the formulae:



where there are two groups, namely, the “R” and the bond indicating attachment to a parent structure; then, unless otherwise defined, the “floating” groups may reside on any atoms of the ring system, again assuming each replaces a depicted, implied, or expressly defined hydrogen on the ring.

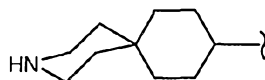
**[0061]** When a group “R” is depicted as existing on a ring system containing saturated carbons, as for example in the formula:



where, in this example, “y” can be more than one, assuming each replaces a currently depicted, implied, or expressly defined hydrogen on the ring; then, unless otherwise defined, where the resulting structure is stable, two “R”s may reside on the same carbon. A simple example is when R is a methyl group; there can exist a geminal dimethyl on a carbon of the depicted ring (an “annular” carbon).

**[0062]** In another example, two R’s on the same carbon, including that carbon, may form a ring, thus creating a spirocyclic ring (a “spirocyclyl” group) structure with the depicted

ring as for example in the formula:



[0063] When a compound is described using a generic functional group descriptor, it is understood to mean that any compound of that class would fit into such a description, unless limited by previous language pertaining to such a class. For example if a compound is called “a phenol,” then all phenols are included, unless previous descriptive language pertaining to other substitution on that class of compounds is expressed.

[0064] “Alicyclic” refers to a saturated carbocyclic ring system, for example cyclopropane and the like.

[0065] “Alkyl” is intended to include linear, branched, or cyclic hydrocarbon structures and combinations thereof, inclusively. For example, “C<sub>8</sub> alkyl” may refer to an *n*-octyl, *iso*-octyl, cyclohexylethyl, and the like. Lower alkyl refers to alkyl groups of from one to six carbon atoms. Examples of lower alkyl groups include methyl, ethyl, propyl, isopropyl, butyl, *s*-butyl, *t*-butyl, isobutyl, pentyl, hexyl and the like. Higher alkyl refers to alkyl groups containing more than eight carbon atoms. Exemplary alkyl groups are those of C<sub>20</sub> or below. Cycloalkyl is a subset of alkyl and includes cyclic hydrocarbon groups of from three to thirteen carbon atoms. Examples of cycloalkyl groups include *c*-propyl, *c*-butyl, *c*-pentyl, norbornyl, adamantyl and the like. In this application, alkyl refers to alkanyl, alkenyl, and alkynyl residues (and combinations thereof); it is intended to include cyclohexylmethyl, vinyl, allyl, isoprenyl, and the like. Thus when an alkyl residue having a specific number of carbons is named, all geometric isomers having that number of carbons are intended to be encompassed; thus, for example, either “butyl” or “C<sub>4</sub> alkyl” is meant to include *n*-butyl, *sec*-butyl, isobutyl, *t*-butyl, isobutenyl and but-2-yne radicals; and for example, “propyl” or “C<sub>3</sub> alkyl” each include *n*-propyl, propenyl, and isopropyl.

[0066] “Alkylene” refers to straight or branched chain divalent radical consisting solely of carbon and hydrogen atoms, containing no unsaturation and having from one to ten carbon atoms, for example, methylene, ethylene, propylene, *n*-butylene and the like. Alkylene is a subset of alkyl, referring to the same residues as alkyl, but having two points of attachment and, specifically, fully saturated. Examples of alkylene include ethylene (-CH<sub>2</sub>CH<sub>2</sub>-), propylene (-CH<sub>2</sub>CH<sub>2</sub>CH<sub>2</sub>-), dimethylpropylene (-CH<sub>2</sub>C(CH<sub>3</sub>)<sub>2</sub>CH<sub>2</sub>-), and cyclohexylpropylene (-CH<sub>2</sub>CH<sub>2</sub>CH(C<sub>6</sub>H<sub>13</sub>)).

[0067] “Alkylidene” refers to a straight or branched chain unsaturated divalent radical consisting solely of carbon and hydrogen atoms, having from two to ten carbon atoms, for example, ethylidene, propylidene, *n*-butylidene, and the like. Alkylidene is a subset of alkyl, referring to the same residues as alkyl, but having two points of attachment and, specifically, double bond unsaturation. The unsaturation present includes at least one double bond.

[0068] “Alkylidyne” refers to a straight or branched chain unsaturated divalent radical consisting solely of carbon and hydrogen atoms having from two to ten carbon atoms, for example, propylid-2-ynyl, *n*-butylid-1-ynyl, and the like. Alkylidyne is a subset of alkyl, referring to the same residues as alkyl, but having two points of attachment and, specifically, triple bond unsaturation. The unsaturation present includes at least one triple bond.

[0069] Any of the above radicals, “alkylene,” “alkylidene” and “alkylidyne,” when optionally substituted, may contain alkyl substitution which itself contains unsaturation. For example, 2-(2-phenylethynyl-but-3-enyl)-naphthalene (IUPAC name) contains an *n*-butylid-3-ynyl radical with a vinyl substituent at the 2-position of said radical.

[0070] “Alkoxy” or “alkoxyl” refers to the group -O-alkyl, for example including from one to eight carbon atoms of a straight, branched, cyclic configuration, unsaturated chains, and combinations thereof attached to the parent structure through an oxygen atom. Examples include methoxy, ethoxy, propoxy, isopropoxy, cyclopropyloxy, cyclohexyloxy and the like. Lower-alkoxy refers to groups containing one to six carbons.

[0071] “Substituted alkoxy” refers to the group -O-(substituted alkyl), the substitution on the alkyl group generally containing more than only carbon (as defined by alkoxy). One exemplary substituted alkoxy group is “polyalkoxy” or -O-optionally substituted alkylene-optionally substituted alkoxy, and includes groups such as -OCH<sub>2</sub>CH<sub>2</sub>OCH<sub>3</sub>, and glycol ethers such as polyethyleneglycol and -O(CH<sub>2</sub>CH<sub>2</sub>O)<sub>x</sub>CH<sub>3</sub>, where *x* is an integer of between about two and about twenty, in another example, between about two and about ten, and in a further example between about two and about five. Another exemplary substituted alkoxy group is hydroxyalkoxy or -OCH<sub>2</sub>(CH<sub>2</sub>)<sub>y</sub>OH, where *y* is for example an integer of between about one and about ten, in another example *y* is an integer of between about one and about four.

[0072] “Acyl” refers to groups of from one to ten carbon atoms of a straight, branched,

cyclic configuration, saturated, unsaturated and aromatic and combinations thereof, attached to the parent structure through a carbonyl functionality. One or more carbons in the acyl residue may be replaced by nitrogen, oxygen or sulfur as long as the point of attachment to the parent remains at the carbonyl. Examples include acetyl, benzoyl, propionyl, isobutyryl, *t*-butoxycarbonyl, benzyloxycarbonyl and the like. Lower-acyl refers to groups containing one to six carbons.

[0073] “ $\alpha$ -Amino Acids” refer to naturally occurring and commercially available amino acids and optical isomers thereof. Typical natural and commercially available  $\alpha$ -amino acids are glycine, alanine, serine, homoserine, threonine, valine, norvaline, leucine, isoleucine, norleucine, aspartic acid, glutamic acid, lysine, ornithine, histidine, arginine, cysteine, homocysteine, methionine, phenylalanine, homophenylalanine, phenylglycine, ortho-tyrosine, meta-tyrosine, para-tyrosine, tryptophan, glutamine, asparagine, proline and hydroxyproline. A “side chain of an  $\alpha$ -amino acid” refers to the radical found on the  $\alpha$ -carbon of an  $\alpha$ -amino acid as defined above, for example, hydrogen (for glycine), methyl (for alanine), benzyl (for phenylalanine), and the like.

[0074] “Amino” refers to the group  $\text{-NH}_2$ . “Substituted amino,” refers to the group  $\text{-N(H)R}$  or  $\text{-N(R)R}$  where each R is independently selected from the group: optionally substituted alkyl, optionally substituted alkoxy, optionally substituted aryl, optionally substituted heterocyclyl, acyl, carboxy, alkoxycarbonyl, sulfanyl, sulfinyl and sulfonyl, for example, diethylamino, methylsulfonylamino, furanyl-oxy-sulfonamino.

[0075] “Annular” refers to a single ring system either aromatic or alicyclic.

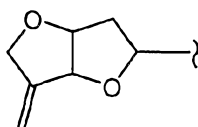
[0076] “Aryl” refers to aromatic six- to fourteen-membered carbocyclic ring, for example, benzene, naphthalene, indane, tetralin, fluorene and the like, univalent radicals. As univalent radicals, the aforementioned ring examples are named, phenyl, naphthyl, indanyl, tetralinyl, and fluorenyl.

[0077] “Arylene” generically refers to any aryl that has at least two groups attached thereto. For a more specific example, “phenylene” refers to a divalent phenyl ring radical. A phenylene, thus may have more than two groups attached, but is defined by a minimum of two non-hydrogen groups attached thereto.

[0078] “Arylalkyl” refers to a residue in which an aryl moiety is attached to a parent structure via one of an alkylene, alkylidene, or alkylidyne radical. Examples include benzyl, phenethyl, phenylvinyl, phenylallyl and the like. Both the aryl, and the

corresponding alkylene, alkylidene, or alkylidyne radical portion of an arylalkyl group may be optionally substituted. "Lower arylalkyl" refers to an arylalkyl where the "alkyl" portion of the group has one to six carbons; this can also be referred to as C<sub>1-6</sub> arylalkyl.

[0079] "Exo-alkenyl" refers to a double bond that emanates from an annular carbon, and is not within the ring system, for example the double bond depicted in the formula below.



[0080] In some examples, as appreciated by one of ordinary skill in the art, two adjacent groups on an aromatic system may be fused together to form a ring structure. The fused ring structure may contain heteroatoms and may be optionally substituted with one or more groups. It should additionally be noted that saturated carbons of such fused groups (i.e. saturated ring structures) can contain two substitution groups.

[0081] "Fused-polycyclic" or "fused ring system" refers to a polycyclic ring system that contains bridged or fused rings; that is, where two rings have more than one shared atom in their ring structures. In this application, fused-polycyclics and fused ring systems are not necessarily all aromatic ring systems. Typically, but not necessarily, fused-polycyclics share a vicinal set of atoms, for example naphthalene or 1,2,3,4-tetrahydro-naphthalene. A spiro ring system is not a fused-polycyclic by this definition, but fused polycyclic ring systems of the invention may themselves have spiro rings attached thereto via a single ring atom of the fused-polycyclic.

[0082] "Halogen" or "halo" refers to fluorine, chlorine, bromine or iodine. "Haloalkyl" and "haloaryl" refer generically to alkyl and aryl radicals that are substituted with one or more halogens, respectively. Thus, "dihaloaryl," "dihaloalkyl," "trihaloaryl" etc. refer to aryl and alkyl substituted with a plurality of halogens, but not necessarily a plurality of the same halogen; thus 4-chloro-3-fluorophenyl is within the scope of dihaloaryl.

[0083] "Heteroarylene" generically refers to any heteroaryl that has at least two groups attached thereto. For a more specific example, "pyridylene" refers to a divalent pyridyl ring radical. A pyridylene, thus may have more than two groups attached, but is defined by a minimum of two non-hydrogen groups attached thereto.

[0084] "Heteroatom" refers to O, S, N, or P.

[0085] "Heterocyclyl" refers to a stable three- to fifteen-membered ring radical that

consists of carbon atoms and from one to five heteroatoms selected from the group consisting of nitrogen, phosphorus, oxygen and sulfur. For purposes of this invention, the heterocyclyl radical may be a monocyclic, bicyclic or tricyclic ring system, which may include fused or bridged ring systems as well as spirocyclic systems; and the nitrogen, phosphorus, carbon or sulfur atoms in the heterocyclyl radical may be optionally oxidized to various oxidation states. In a specific example, the group  $-S(O)_{0-2}-$ , refers to  $-S-$  (sulfide),  $-S(O)-$  (sulfoxide), and  $-SO_2-$  (sulfone). For convenience, nitrogens, particularly but not exclusively, those defined as annular aromatic nitrogens, are meant to include their corresponding *N*-oxide form, although not explicitly defined as such in a particular example. Thus, for a compound of the invention having, for example, a pyridyl ring; the corresponding pyridyl-*N*-oxide is meant to be included as another compound of the invention. In addition, annular nitrogen atoms may be optionally quaternized; and the ring radical may be partially or fully saturated or aromatic. Examples of heterocyclyl radicals include, but are not limited to, azetidiny, acridiny, benzodioxolyl, benzodioxanyl, benzofuranyl, carbazoyl, cinnoliny, dioxolanyl, indoliziny, naphthyridiny, perhydroazepiny, phenaziny, phenothiaziny, phenoxaziny, phthalaziny, pteridiny, puriny, quinazolinyl, quinoxaliny, quinoliny, isoquinoliny, tetrazoyl, tetrahydroisoquinolyl, piperidiny, piperaziny, 2-oxopiperaziny, 2-oxopiperidiny, 2-oxopyrrolidiny, 2-oxoazepiny, azepiny, pyrroly, 4-piperidonyl, pyrrolidiny, pyrazolyl, pyrazolidiny, imidazolyl, imidazoliny, imidazolidiny, dihydropyridiny, tetrahydropyridiny, pyridiny, pyraziny, pyrimidiny, pyridaziny, oxazolyl, oxazoliny, oxazolidiny, triazolyl, isoxazolyl, isoxazolidiny, morpholiny, thiazolyl, thiazoliny, thiazolidiny, isothiazolyl, quinuclidiny, isothiazolidiny, indolyl, isoindolyl, indoliny, isoindoliny, octahydroindolyl, octahydroisoindolyl, quinolyl, isoquinolyl, decahydroisoquinolyl, benzimidazolyl, thiadiazolyl, benzopyranyl, benzothiazolyl, benzoxazolyl, furyl, tetrahydrofuryl, tetrahydropyranyl, thienyl, benzothieliyl, thiamorpholiny, thiamorpholiny sulfoxide, thiamorpholiny sulfone, dioxaphospholanyl, and oxadiazolyl.

[0086] "Heteroalicyclic" refers specifically to a non-aromatic heterocyclyl radical. A heteroalicyclic may contain unsaturation, but is not aromatic.

[0087] "Heteroaryl" refers specifically to an aromatic heterocyclyl radical.

[0088] "Heterocyclylalkyl" refers to a residue in which a heterocyclyl is attached to a parent structure via one of an alkylene, alkylidene, or alkylidyne radical. Examples

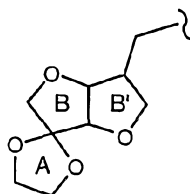


include (4-methylpiperazin-1-yl) methyl, (morpholin-4-yl) methyl, (pyridine-4-yl) methyl, 2-(oxazolin-2-yl) ethyl, 4-(4-methylpiperazin-1-yl)-2-butenyl, and the like. Both the heterocyclyl, and the corresponding alkylene, alkylidene, or alkylidyne radical portion of a heterocyclalkyl group may be optionally substituted. "Lower heterocyclalkyl" refers to a heterocyclalkyl where the "alkyl" portion of the group has one to six carbons. "Heteroalicyclalkyl" refers specifically to a heterocyclalkyl where the heterocycl portion of the group is non-aromatic; and "heteroarylalkyl" refers specifically to a heterocyclalkyl where the heterocycl portion of the group is aromatic. Such terms may be described in more than one way, for example, "lower heterocyclalkyl" and "heterocycl C<sub>1-6</sub>alkyl" are equivalent terms.

[0089] "Optional" or "optionally" means that the subsequently described event or circumstance may or may not occur, and that the description includes instances where said event or circumstance occurs and instances in which it does not. One of ordinary skill in the art would understand that, with respect to any molecule described as containing one or more optional substituents, that only sterically practical and/or synthetically feasible compounds are meant to be included. "Optionally substituted" refers to all subsequent modifiers in a term, for example in the term "optionally substituted arylC<sub>1-8</sub> alkyl," optional substitution may occur on both the "C<sub>1-8</sub> alkyl" portion and the "aryl" portion of the molecule; and for example, optionally substituted alkyl includes optionally substituted cycloalkyl groups, which in turn are defined as including optionally substituted alkyl groups, potentially *ad infinitum*. A list of exemplary optional substitution are listed below in the definition of "substituted."

[0090] "Saturated bridged ring system" refers to a bicyclic or polycyclic ring system that is not aromatic. Such a system may contain isolated or conjugated unsaturation, but not aromatic or heteroaromatic rings in its core structure (but may have aromatic substitution thereon). For example, hexahydro-furo[3,2-b]furan, 2,3,3a,4,7,7a-hexahydro-1H-indene, 7-aza-bicyclo[2.2.1]heptane, and 1,2,3,4,4a,5,8,8a-octahydro-naphthalene are all included in the class "saturated bridged ring system."

[0091] "Spirocyclyl" or "spirocyclic ring" refers to a ring originating from a particular annular carbon of another ring. For example, as depicted below, a ring atom of a saturated bridged ring system (rings B and B'), but not a bridgehead atom, can be a shared atom between the saturated bridged ring system and a spirocyclyl (ring A) attached thereto. A spirocyclyl can be carbocyclic or heteroalicyclic.



[0092] “Substituted” alkyl, aryl, alkoxy, and heterocyclyl, refer respectively to alkyl, aryl, alkoxy, and heterocyclyl, wherein one or more (for example up to about five, in another example, up to about three) hydrogen atoms are replaced by a substituent independently selected from: optionally substituted alkyl (for example, fluoromethyl), optionally substituted aryl (for example, 4-hydroxyphenyl), optionally substituted arylalkyl (for example, 1-phenyl-ethyl), optionally substituted heterocyclalkyl (for example, 1-pyridin-3-yl-ethyl or [1,4']bipiperidinyl), optionally substituted heterocyclyl (for example, 5-chloro-pyridin-3-yl or 1-methyl-piperidin-4-yl), optionally substituted alkoxy, alkylenedioxy (for example methylenedioxy), optionally substituted amino (for example, alkylamino, dialkylamino, optionally substituted dialkylamino (wherein each alkyl on the amino is optionally substituted)), optionally substituted amidino, optionally substituted aryloxy (for example, phenoxy), optionally substituted arylalkyloxy (for example, benzyloxy), carboxy ( $-\text{CO}_2\text{H}$ ), carboalkoxy (that is, acyloxy or  $-\text{OC}(=\text{O})\text{R}$ ), carboxyalkyl (that is, esters or  $-\text{CO}_2\text{R}$ ), carboxamido, benzyloxycarbonylamino (CBZ-amino), cyano, acyl, halogen, hydroxy, nitro, sulfanyl, sulfinyl, sulfonyl, thiol, halogen, hydroxy, oxo, carbamyl, acylamino, and sulfonamido.

[0093] “Sulfanyl” refers to the groups:  $-\text{S}$ -(optionally substituted alkyl),  $-\text{S}$ -(optionally substituted aryl), and  $-\text{S}$ -(optionally substituted heterocyclyl).

[0094] “Sulfinyl” refers to the groups:  $-\text{S}(\text{O})-\text{H}$ ,  $-\text{S}(\text{O})$ -(optionally substituted alkyl),  $-\text{S}(\text{O})$ -(optionally substituted aryl), and  $-\text{S}(\text{O})$ -(optionally substituted heterocyclyl).

[0095] “Sulfonyl” refers to the groups:  $-\text{S}(\text{O}_2)-\text{H}$ ,  $-\text{S}(\text{O}_2)$ -(optionally substituted alkyl),  $-\text{S}(\text{O}_2)$ -(optionally substituted aryl),  $-\text{S}(\text{O}_2)$ -(optionally substituted heterocyclyl),  $-\text{S}(\text{O}_2)$ -(optionally substituted alkoxy),  $-\text{S}(\text{O}_2)$ -(optionally substituted aryloxy), and  $-\text{S}(\text{O}_2)$ -(optionally substituted heterocyclloxy).

[0096] “Yield” for each of the reactions described herein is expressed as a percentage of the theoretical yield.

[0097] Some of the compounds of the invention may have imino, amino, oxo or hydroxy substituents off aromatic heterocyclyl systems. For purposes of this disclosure, it is

understood that such imino, amino, oxo or hydroxy substituents may exist in their corresponding tautomeric form, i.e., amino, imino, hydroxy or oxo, respectively.

[0098] Compounds of the invention are named according to systematic application of the nomenclature rules agreed upon by the International Union of Pure and Applied Chemistry (IUPAC), International Union of Biochemistry and Molecular Biology (IUBMB), and the Chemical Abstracts Service (CAS).

[0099] The compounds of the invention, or their pharmaceutically acceptable salts, may have asymmetric carbon atoms, oxidized sulfur atoms or quaternized nitrogen atoms in their structure.

[0100] The compounds of the invention and their pharmaceutically acceptable salts may exist as single stereoisomers, racemates, and as mixtures of enantiomers and diastereomers. The compounds may also exist as geometric isomers. All such single stereoisomers, racemates and mixtures thereof, and geometric isomers are intended to be within the scope of this invention.

[0101] It is assumed that when considering generic descriptions of compounds of the invention for the purpose of constructing a compound, such construction results in the creation of a stable structure. That is, one of ordinary skill in the art would recognize that there can theoretically be some constructs which would not normally be considered as stable compounds (that is, sterically practical and/or synthetically feasible, *supra*).

[0102] When a particular group with its bonding structure is denoted as being bonded to two partners; that is, a divalent radical, for example,  $-\text{OCH}_2-$ , then it is understood that either of the two partners may be bound to the particular group at one end, and the other partner is necessarily bound to the other end of the particular group, unless stated explicitly otherwise. Stated another way, divalent radicals are not to be construed as limited to the depicted orientation, for example “ $-\text{OCH}_2-$ ” is meant to mean not only “ $-\text{OCH}_2-$ ” as drawn, but also “ $-\text{CH}_2\text{O}-$ ”.

[0103] Methods for the preparation and/or separation and isolation of single stereoisomers from racemic mixtures or non-racemic mixtures of stereoisomers are well known in the art. For example, optically active (R)- and (S)- isomers may be prepared using chiral synthons or chiral reagents, or resolved using conventional techniques. Enantiomers (R- and S-isomers) may be resolved by methods known to one of ordinary skill in the art, for example by: formation of diastereoisomeric salts or complexes which may be separated,

for example, by crystallization; via formation of diastereoisomeric derivatives which may be separated, for example, by crystallization, selective reaction of one enantiomer with an enantiomer-specific reagent, for example enzymatic oxidation or reduction, followed by separation of the modified and unmodified enantiomers; or gas-liquid or liquid chromatography in a chiral environment, for example on a chiral support, such as silica with a bound chiral ligand or in the presence of a chiral solvent. It will be appreciated that where a desired enantiomer is converted into another chemical entity by one of the separation procedures described above, a further step may be required to liberate the desired enantiomeric form. Alternatively, specific enantiomer may be synthesized by asymmetric synthesis using optically active reagents, substrates, catalysts or solvents, or by converting one enantiomer to the other by asymmetric transformation. For a mixture of enantiomers, enriched in a particular enantiomer, the major component enantiomer may be further enriched (with concomitant loss in yield) by recrystallization.

[0104] "Patient" for the purposes of the present invention includes humans and other animals, particularly mammals, and other organisms. Thus the methods are applicable to both human therapy and veterinary applications. In a preferred embodiment the patient is a mammal, and in a most preferred embodiment the patient is human.

[0105] "Kinase-dependent diseases or conditions" refer to pathologic conditions that depend on the activity of one or more protein kinases. Kinases either directly or indirectly participate in the signal transduction pathways of a variety of cellular activities including proliferation, adhesion, migration, differentiation and invasion. Diseases associated with kinase activities include tumor growth, the pathologic neovascularization that supports solid tumor growth, and associated with other diseases where excessive local vascularization is involved such as ocular diseases (diabetic retinopathy, age-related macular degeneration, and the like) and inflammation (psoriasis, rheumatoid arthritis, and the like).

[0106] While not wishing to be bound to theory, phosphatases can also play a role in "kinase-dependent diseases or conditions" as cognates of kinases; that is, kinases phosphorylate and phosphatases dephosphorylate, for example protein substrates. Therefore compounds of the invention, while modulating kinase activity as described herein, may also modulate, either directly or indirectly, phosphatase activity. This additional modulation, if present, may be synergistic (or not) to activity of compounds of the invention toward a related or otherwise interdependent kinase or kinase family. In any

case, as stated previously, the compounds of the invention are useful for treating diseases characterized in part by abnormal levels of cell proliferation (i.e. tumor growth), programmed cell death (apoptosis), cell migration and invasion and angiogenesis associated with tumor growth.

[0107] “Therapeutically effective amount” is an amount of a compound of the invention, that when administered to a patient, ameliorates a symptom of the disease. The amount of a compound of the invention which constitutes a “therapeutically effective amount” will vary depending on the compound, the disease state and its severity, the age of the patient to be treated, and the like. The therapeutically effective amount can be determined routinely by one of ordinary skill in the art having regard to his own knowledge and to this disclosure.

[0108] “Cancer” refers to cellular-proliferative disease states, including but not limited to: Cardiac: sarcoma (angiosarcoma, fibrosarcoma, rhabdomyosarcoma, liposarcoma), myxoma, rhabdomyoma, fibroma, lipoma and teratoma; Lung: bronchogenic carcinoma (squamous cell, undifferentiated small cell, undifferentiated large cell, adenocarcinoma), alveolar (bronchiolar) carcinoma, bronchial adenoma, sarcoma, lymphoma, chondromatous hamartoma, mesothelioma; Gastrointestinal: esophagus (squamous cell carcinoma, adenocarcinoma, leiomyosarcoma, lymphoma), stomach (carcinoma, lymphoma, leiomyosarcoma), pancreas (ductal adenocarcinoma, insulinoma, glucagonoma, gastrinoma, carcinoid tumors, vipoma), small bowel (adenocarcinoma, lymphoma, carcinoid tumors, Kaposi's sarcoma, leiomyoma, hemangioma, lipoma, neurofibroma, fibroma), large bowel (adenocarcinoma, tubular adenoma, villous adenoma, hamartoma, leiomyoma); Genitourinary tract: kidney (adenocarcinoma, Wilm's tumor [nephroblastoma], lymphoma, leukemia), bladder and urethra (squamous cell carcinoma, transitional cell carcinoma, adenocarcinoma), prostate (adenocarcinoma, sarcoma), testis (seminoma, teratoma, embryonal carcinoma, teratocarcinoma, choriocarcinoma, sarcoma, interstitial cell carcinoma, fibroma, fibroadenoma, adenomatoid tumors, lipoma); Liver: hepatoma (hepatocellular carcinoma), cholangiocarcinoma, hepatoblastoma, angiosarcoma, hepatocellular adenoma, hemangioma; Bone: osteogenic sarcoma (osteosarcoma), fibrosarcoma, malignant fibrous histiocytoma, chondrosarcoma, Ewing's sarcoma, malignant lymphoma (reticulum cell sarcoma), multiple myeloma, malignant giant cell tumor chordoma, osteochondroma (osteochondrogenous exostoses), benign chondroma, chondroblastoma, chondromyxofibroma, osteoid osteoma and giant cell

tumors; Nervous system: skull (osteoma, hemangioma, granuloma, xanthoma, osteitis deformans), meninges (meningioma, meningiosarcoma, gliomatosis), brain (astrocytoma, medulloblastoma, glioma, ependymoma, germinoma [pinealoma], glioblastoma multiform, oligodendroglioma, schwannoma, retinoblastoma, congenital tumors), spinal cord neurofibroma, meningioma, glioma, sarcoma); Gynecological: uterus (endometrial carcinoma), cervix (cervical carcinoma, pre-tumor cervical dysplasia), ovaries (ovarian carcinoma [serous cystadenocarcinoma, mucinous cystadenocarcinoma, unclassified carcinoma], granulosa-thecal cell tumors, Sertoli-Leydig cell tumors, dysgerminoma, malignant teratoma), vulva (squamous cell carcinoma, intraepithelial carcinoma, adenocarcinoma, fibrosarcoma, melanoma), vagina (clear cell carcinoma, squamous cell carcinoma, botryoid sarcoma (embryonal rhabdomyosarcoma), fallopian tubes (carcinoma); Hematologic: blood (myeloid leukemia [acute and chronic], acute lymphoblastic leukemia, chronic lymphocytic leukemia, myeloproliferative diseases, multiple myeloma, myelodysplastic syndrome), Hodgkin's disease, non-Hodgkin's lymphoma [malignant lymphoma]; Skin: malignant melanoma, basal cell carcinoma, squamous cell carcinoma, Kaposi's sarcoma, moles dysplastic nevi, lipoma, angioma, dermatofibroma, keloids, psoriasis; and Adrenal glands: neuroblastoma. Thus, the term "cancerous cell" as provided herein, includes a cell afflicted by any one of the above-identified conditions.

[0109] "Pharmaceutically acceptable acid addition salt" refers to those salts that retain the biological effectiveness of the free bases and that are not biologically or otherwise undesirable, formed with inorganic acids such as hydrochloric acid, hydrobromic acid, sulfuric acid, nitric acid, phosphoric acid, and the like, as well as organic acids such as acetic acid, trifluoroacetic acid, propionic acid, glycolic acid, pyruvic acid, oxalic acid, maleic acid, malonic acid, succinic acid, fumaric acid, tartaric acid, citric acid, benzoic acid, cinnamic acid, mandelic acid, methanesulfonic acid, ethanesulfonic acid, p-toluenesulfonic acid, salicylic acid and the like.

[0110] "Pharmaceutically acceptable base addition salts" include those derived from inorganic bases such as sodium, potassium, lithium, ammonium, calcium, magnesium, iron, zinc, copper, manganese, aluminum salts and the like. Exemplary salts are the ammonium, potassium, sodium, calcium, and magnesium salts. Salts derived from pharmaceutically acceptable organic non-toxic bases include, but are not limited to, salts of primary, secondary, and tertiary amines, substituted amines including naturally

occurring substituted amines, cyclic amines and basic ion exchange resins, such as isopropylamine, trimethylamine, diethylamine, triethylamine, tripropylamine, ethanolamine, 2-dimethylaminoethanol, 2-diethylaminoethanol, dicyclohexylamine, lysine, arginine, histidine, caffeine, procaine, hydrabamine, choline, betaine, ethylenediamine, glucosamine, methylglucamine, theobromine, purines, piperazine, piperidine, N-ethylpiperidine, polyamine resins, and the like. Exemplary organic bases are isopropylamine, diethylamine, ethanolamine, trimethylamine, dicyclohexylamine, choline, and caffeine. (See, for example, S. M. Berge, et al., "Pharmaceutical Salts," J. Pharm. Sci., 1977; 66:1-19 which is incorporated herein by reference.)

[0111] "Prodrug" refers to compounds that are transformed (typically rapidly) *in vivo* to yield the parent compound of the above formulae, for example, by hydrolysis in blood. Common examples include, but are not limited to, ester and amide forms of a compound having an active form bearing a carboxylic acid moiety. Examples of pharmaceutically acceptable esters of the compounds of this invention include, but are not limited to, alkyl esters (for example with between about one and about six carbons) wherein the alkyl group is a straight or branched chain. Acceptable esters also include cycloalkyl esters and arylalkyl esters such as, but not limited to benzyl. Examples of pharmaceutically acceptable amides of the compounds of this invention include, but are not limited to, primary amides, and secondary and tertiary alkyl amides (for example with between about one and about six carbons). Amides and esters of the compounds of the present invention may be prepared according to conventional methods. A thorough discussion of prodrugs is provided in T. Higuchi and V. Stella, "Pro-drugs as Novel Delivery Systems," Vol 14 of the A.C.S. Symposium Series, and in Bioreversible Carriers in Drug Design, ed. Edward B. Roche, American Pharmaceutical Association and Pergamon Press, 1987, both of which are incorporated herein by reference for all purposes.

[0112] "Metabolite" refers to the break-down or end product of a compound or its salt produced by metabolism or biotransformation in the animal or human body; for example, biotransformation to a more polar molecule such as by oxidation, reduction, or hydrolysis, or to a conjugate (see Goodman and Gilman, "The Pharmacological Basis of Therapeutics" 8<sup>th</sup> Ed., Pergamon Press, Gilman et al. (eds), 1990 for a discussion of biotransformation). As used herein, the metabolite of a compound of the invention or its salt may be the biologically active form of the compound in the body. In one example, a prodrug may be used such that the biologically active form, a metabolite, is released *in*

*vivo*. In another example, a biologically active metabolite is discovered serendipitously, that is, no prodrug design *per se* was undertaken. An assay for activity of a metabolite of a compound of the present invention is known to one of skill in the art in light of the present disclosure.

[0113] In addition, the compounds of the present invention can exist in unsolvated as well as solvated forms with pharmaceutically acceptable solvents such as water, ethanol, and the like. In general, the solvated forms are considered equivalent to the unsolvated forms for the purposes of the present invention.

[0114] In addition, it is intended that the present invention cover compounds made either using standard organic synthetic techniques, including combinatorial chemistry or by biological methods, such as bacterial digestion, metabolism, enzymatic conversion, and the like.

[0115] "Treating" or "treatment" as used herein covers the treatment of a disease-state in a human, which disease-state is characterized by abnormal cellular proliferation, and invasion and includes at least one of: (i) preventing the disease-state from occurring in a human, in particular, when such human is predisposed to the disease-state but has not yet been diagnosed as having it; (ii) inhibiting the disease-state, i.e., arresting its development; and (iii) relieving the disease-state, i.e., causing regression of the disease-state. As is known in the art, adjustments for systemic versus localized delivery, age, body weight, general health, sex, diet, time of administration, drug interaction and the severity of the condition may be necessary, and will be ascertainable with routine experimentation by one of ordinary skill in the art.

[0116] One of ordinary skill in the art would understand that certain crystallized, protein-ligand complexes, in particular ALK-ligand complexes, and their corresponding x-ray structure coordinates can be used to reveal new structural information useful for understanding the biological activity of kinases as described herein. As well, the key structural features of the aforementioned proteins, particularly, the shape of the ligand binding site, are useful in methods for designing or identifying selective modulators of kinases and in solving the structures of other proteins with similar features. Such protein-ligand complexes, having compounds of the invention as their ligand component, are an aspect of the invention.

[0117] As well, one of ordinary skill in the art would appreciate that such suitable x-ray



quality crystals can be used as part of a method of identifying a candidate agent capable of binding to and modulating the activity of kinases. Such methods may be characterized by the following aspects: a) introducing into a suitable computer program, information defining a ligand binding domain of a kinase in a conformation (e.g. as defined by x-ray structure coordinates obtained from suitable x-ray quality crystals as described above) wherein the computer program creates a model of the three dimensional structures of the ligand binding domain, b) introducing a model of the three dimensional structure of a candidate agent in the computer program, c) superimposing the model of the candidate agent on the model of the ligand binding domain, and d) assessing whether the candidate agent model fits spatially into the ligand binding domain. Aspects a-d are not necessarily carried out in the aforementioned order. Such methods may further entail: performing rational drug design with the model of the three-dimensional structure, and selecting a potential candidate agent in conjunction with computer modeling.

[0118] Additionally, one skilled in the art would appreciate that such methods may further entail: employing a candidate agent, so-determined to fit spatially into the ligand binding domain, in a biological activity assay for kinase modulation, and determining whether said candidate agent modulates kinase activity in the assay. Such methods may also include administering the candidate agent, determined to modulate kinase activity, to a mammal suffering from a condition treatable by kinase modulation, such as those described above.

[0119] Also, one skilled in the art would appreciate that compounds of the invention can be used in a method of evaluating the ability of a test agent to associate with a molecule or molecular complex comprising a ligand binding domain of a kinase. Such a method may be characterized by the following aspects: a) creating a computer model of a kinase binding pocket using structure coordinates obtained from suitable x-ray quality crystals of the kinase, b) employing computational algorithms to perform a fitting operation between the test agent and the computer model of the binding pocket, and c) analyzing the results of the fitting operation to quantify the association between the test agent and the computer model of the binding pocket.

### **General Administration**

[0120] Administration of the compounds of the invention, or their pharmaceutically acceptable salts, in pure form or in an appropriate pharmaceutical composition, can be

carried out via any of the accepted modes of administration or agents for serving similar utilities. Thus, administration can be, for example, orally, nasally, parenterally (intravenous, intramuscular, or subcutaneous), topically, transdermally, intravaginally, intravesically, intracistemally, or rectally, in the form of solid, semi-solid, lyophilized powder, or liquid dosage forms, such as for example, tablets, suppositories, pills, soft elastic and hard gelatin capsules, powders, solutions, suspensions, or aerosols, or the like, preferably in unit dosage forms suitable for simple administration of precise dosages.

[0121] The compositions will include a conventional pharmaceutical carrier or excipient and a compound of the invention as the/an active agent, and, in addition, may include other medicinal agents, pharmaceutical agents, carriers, adjuvants, etc. Compositions of the invention may be used in combination with anticancer or other agents that are generally administered to a patient being treated for cancer. Adjuvants include preserving, wetting, suspending, sweetening, flavoring, perfuming, emulsifying, and dispensing agents. Prevention of the action of microorganisms can be ensured by various antibacterial and antifungal agents, for example, parabens, chlorobutanol, phenol, sorbic acid, and the like. It may also be desirable to include isotonic agents, for example sugars, sodium chloride, and the like. Prolonged absorption of the injectable pharmaceutical form can be brought about by the use of agents delaying absorption, for example, aluminum monostearate and gelatin.

[0122] If desired, a pharmaceutical composition of the invention may also contain minor amounts of auxiliary substances such as wetting or emulsifying agents, pH buffering agents, antioxidants, and the like, such as, for example, citric acid, sorbitan monolaurate, triethanolamine oleate, butylated hydroxytoluene, etc.

[0123] Compositions suitable for parenteral injection may comprise physiologically acceptable sterile aqueous or nonaqueous solutions, dispersions, suspensions or emulsions, and sterile powders for reconstitution into sterile injectable solutions or dispersions. Examples of suitable aqueous and nonaqueous carriers, diluents, solvents or vehicles include water, ethanol, polyols (propyleneglycol, polyethyleneglycol, glycerol, and the like), suitable mixtures thereof, vegetable oils (such as olive oil) and injectable organic esters such as ethyl oleate. Proper fluidity can be maintained, for example, by the use of a coating such as lecithin, by the maintenance of the required particle size in the case of dispersions and by the use of surfactants.

[0124] One preferable route of administration is oral, using a convenient daily dosage

regimen that can be adjusted according to the degree of severity of the disease-state to be treated.

[0125] Solid dosage forms for oral administration include capsules, tablets, pills, powders, and granules. In such solid dosage forms, the active compound is admixed with at least one inert customary excipient (or carrier) such as sodium citrate or dicalcium phosphate or (a) fillers or extenders, as for example, starches, lactose, sucrose, glucose, mannitol, and silicic acid, (b) binders, as for example, cellulose derivatives, starch, alginates, gelatin, polyvinylpyrrolidone, sucrose, and gum acacia, (c) humectants, as for example, glycerol, (d) disintegrating agents, as for example, agar-agar, calcium carbonate, potato or tapioca starch, alginic acid, croscarmellose sodium, complex silicates, and sodium carbonate, (e) solution retarders, as for example paraffin, (f) absorption accelerators, as for example, quaternary ammonium compounds, (g) wetting agents, as for example, cetyl alcohol, and glycerol monostearate, magnesium stearate and the like (h) adsorbents, as for example, kaolin and bentonite, and (i) lubricants, as for example, talc, calcium stearate, magnesium stearate, solid polyethylene glycols, sodium lauryl sulfate, or mixtures thereof. In the case of capsules, tablets, and pills, the dosage forms may also comprise buffering agents.

[0126] Solid dosage forms as described above can be prepared with coatings and shells, such as enteric coatings and others well known in the art. They may contain pacifying agents, and can also be of such composition that they release the active compound or compounds in a certain part of the intestinal tract in a delayed manner. Examples of embedded compositions that can be used are polymeric substances and waxes. The active compounds can also be in microencapsulated form, if appropriate, with one or more of the above-mentioned excipients.

[0127] Liquid dosage forms for oral administration include pharmaceutically acceptable emulsions, solutions, suspensions, syrups, and elixirs. Such dosage forms are prepared, for example, by dissolving, dispersing, etc., a compound(s) of the invention, or a pharmaceutically acceptable salt thereof, and optional pharmaceutical adjuvants in a carrier, such as, for example, water, saline, aqueous dextrose, glycerol, ethanol and the like; solubilizing agents and emulsifiers, as for example, ethyl alcohol, isopropyl alcohol, ethyl carbonate, ethyl acetate, benzyl alcohol, benzyl benzoate, propyleneglycol, 1,3-butyleneglycol, dimethylformamide; oils, in particular, cottonseed oil, groundnut oil, corn germ oil, olive oil, castor oil and sesame oil, glycerol, tetrahydrofurfuryl alcohol, polyethyleneglycols and fatty acid esters of sorbitan; or mixtures of these substances, and

the like, to thereby form a solution or suspension.

[0128] Suspensions, in addition to the active compounds, may contain suspending agents, as for example, ethoxylated isostearyl alcohols, polyoxyethylene sorbitol and sorbitan esters, microcrystalline cellulose, aluminum metahydroxide, bentonite, agar-agar and tragacanth, or mixtures of these substances, and the like.

[0129] Compositions for rectal administrations are, for example, suppositories that can be prepared by mixing the compounds of the present invention with for example suitable non-irritating excipients or carriers such as cocoa butter, polyethyleneglycol or a suppository wax, which are solid at ordinary temperatures but liquid at body temperature and therefore, melt while in a suitable body cavity and release the active component therein.

[0130] Dosage forms for topical administration of a compound of this invention include ointments, powders, sprays, and inhalants. The active component is admixed under sterile conditions with a physiologically acceptable carrier and any preservatives, buffers, or propellants as may be required. Ophthalmic formulations, eye ointments, powders, and solutions are also contemplated as being within the scope of this invention.

[0131] Generally, depending on the intended mode of administration, the pharmaceutically acceptable compositions will contain about 1% to about 99% by weight of a compound(s) of the invention, or a pharmaceutically acceptable salt thereof, and 99% to 1% by weight of a suitable pharmaceutical excipient. In one example, the composition will be between about 5% and about 75% by weight of a compound(s) of the invention, or a pharmaceutically acceptable salt thereof, with the rest being suitable pharmaceutical excipients.

[0132] Actual methods of preparing such dosage forms are known, or will be apparent, to those skilled in this art; for example, see Remington's Pharmaceutical Sciences, 18th Ed., (Mack Publishing Company, Easton, Pa., 1990). The composition to be administered will, in any event, contain a therapeutically effective amount of a compound of the invention, or a pharmaceutically acceptable salt thereof, for treatment of a disease-state in accordance with the teachings of this invention.

[0133] The compounds of the invention, or their pharmaceutically acceptable salts, are administered in a therapeutically effective amount which will vary depending upon a variety of factors including the activity of the specific compound employed, the metabolic stability and length of action of the compound, the age, body weight, general health, sex,

diet, mode and time of administration, rate of excretion, drug combination, the severity of the particular disease-states, and the host undergoing therapy. The compounds of the present invention can be administered to a patient at dosage levels in the range of about 0.1 to about 1,000 mg per day. For a normal human adult having a body weight of about 70 kilograms, a dosage in the range of about 0.01 to about 100 mg per kilogram of body weight per day is an example. The specific dosage used, however, can vary. For example, the dosage can depend on a number of factors including the requirements of the patient, the severity of the condition being treated, and the pharmacological activity of the compound being used. The determination of optimum dosages for a particular patient is well known to those skilled in the art.

#### **Utility of compounds of the invention as screening agents**

[0134] To employ the compounds of the invention in a method of screening for candidate agents that bind to ALK, the protein is bound to a support, and a compound of the invention is added to the assay. Alternatively, the compound of the invention is bound to the support and the protein is added. Classes of candidate agents among which novel binding agents may be sought include specific antibodies, non-natural binding agents identified in screens of chemical libraries, peptide analogs, etc. Of particular interest are screening assays for candidate agents that have a low toxicity for human cells. A wide variety of assays may be used for this purpose, including labeled in vitro protein-protein binding assays, electrophoretic mobility shift assays, immunoassays for protein binding, functional assays (phosphorylation assays, etc.) and the like.

[0135] The determination of the binding of the candidate agent to the ALK protein may be done in a number of ways. In one example, the candidate agent (the compound of the invention) is labeled, for example, with a fluorescent or radioactive moiety and binding determined directly. For example, this may be done by attaching all or a portion of the ALK protein to a solid support, adding a labeled agent (for example a compound of the invention in which at least one atom has been replaced by a detectable isotope), washing off excess reagent, and determining the amount of the label that is present on the solid support. Various blocking and washing steps may be utilized as are known in the art.

[0136] By "labeled" herein is meant that the compound is either directly or indirectly labeled with a label which provides a detectable signal, e.g., radioisotope, fluorescent tag,

enzyme, antibodies, particles such as magnetic particles, chemiluminescent tag, or specific binding molecules, etc. Specific binding molecules include pairs, such as biotin and streptavidin, digoxin and antidigoxin etc. For the specific binding members, the complementary member would normally be labeled with a molecule which provides for detection, in accordance with known procedures, as outlined above. The label can directly or indirectly provide a detectable signal.

[0137] In some embodiments, only one of the components is labeled. For example, the ALK protein may be labeled at tyrosine positions using  $^{125}\text{I}$ , or with fluorophores. Alternatively, more than one component may be labeled with different labels; using  $^{125}\text{I}$  for the proteins, for example, and a fluorophor for the candidate agents.

[0138] The compounds of the invention may also be used as competitors to screen for additional drug candidates. "Candidate bioactive agent" or "drug candidate" or grammatical equivalents as used herein describe any molecule, e.g., protein, oligopeptide, small organic molecule, polysaccharide, polynucleotide, etc., to be tested for bioactivity. They may be capable of directly or indirectly altering the cellular proliferation phenotype or the expression of a cellular proliferation sequence, including both nucleic acid sequences and protein sequences. In other cases, alteration of cellular proliferation protein binding and/or activity is screened. In the case where protein binding or activity is screened, some embodiments exclude molecules already known to bind to that particular protein. Exemplary embodiments of assays described herein include candidate agents, which do not bind the target protein in its endogenous native state, termed herein as "exogenous" agents. In one example, exogenous agents further exclude antibodies to ALK.

[0139] Candidate agents can encompass numerous chemical classes, though typically they are organic molecules having a molecular weight of more than about 100 and less than about 2,500 daltons. Candidate agents comprise functional groups necessary for structural interaction with proteins, particularly hydrogen bonding and lipophilic binding, and typically include at least an amine, carbonyl, hydroxyl, ether, or carboxyl group, for example at least two of the functional chemical groups. The candidate agents often comprise cyclical carbon or heterocyclic structures and/or aromatic or polyaromatic structures substituted with one or more of the above functional groups. Candidate agents are also found among biomolecules including peptides, saccharides, fatty acids, steroids, purines, pyrimidines, derivatives, structural analogs, or combinations thereof.

[0140] Candidate agents are obtained from a wide variety of sources including libraries of synthetic or natural compounds. For example, numerous means are available for random and directed synthesis of a wide variety of organic compounds and biomolecules, including expression of randomized oligonucleotides. Alternatively, libraries of natural compounds in the form of bacterial, fungal, plant and animal extracts are available or readily produced. Additionally, natural or synthetically produced libraries and compounds are readily modified through conventional chemical, physical and biochemical means. Known pharmacological agents may be subjected to directed or random chemical modifications, such as acylation, alkylation, esterification, amidification to produce structural analogs.

[0141] In one example, the binding of the candidate agent is determined through the use of competitive binding assays. In this example, the competitor is a binding moiety known to bind to ALK, such as an antibody, peptide, binding partner, ligand, etc. Under certain circumstances, there may be competitive binding as between the candidate agent and the binding moiety, with the binding moiety displacing the candidate agent.

[0142] In some embodiments, the candidate agent is labeled. Either the candidate agent, or the competitor, or both, is added first to ALK for a time sufficient to allow binding, if present. Incubations may be performed at any temperature that facilitates optimal activity, typically between 4 and 40°C.

[0143] Incubation periods are selected for optimum activity, but may also be optimized to facilitate rapid high throughput screening. Typically between 0.1 and 1 hour will be sufficient. Excess reagent is generally removed or washed away. The second component is then added, and the presence or absence of the labeled component is followed, to indicate binding.

[0144] In one example, the competitor is added first, followed by the candidate agent. Displacement of the competitor is an indication the candidate agent is binding to ALK and thus is capable of binding to, and potentially modulating, the activity of ALK. In this embodiment, either component can be labeled. Thus, for example, if the competitor is labeled, the presence of label in the wash solution indicates displacement by the agent. Alternatively, if the candidate agent is labeled, the presence of the label on the support indicates displacement.

[0145] In an alternative embodiment, the candidate agent is added first, with incubation

and washing, followed by the competitor. The absence of binding by the competitor may indicate the candidate agent is bound to ALK with a higher affinity. Thus, if the candidate agent is labeled, the presence of the label on the support, coupled with a lack of competitor binding, may indicate the candidate agent is capable of binding to ALK.

[0146] It may be of value to identify the binding site of ALK. This can be done in a variety of ways. In one embodiment, once ALK has been identified as binding to the candidate agent, ALK is fragmented or modified and the assays repeated to identify the necessary components for binding.

[0147] Modulation is tested by screening for candidate agents capable of modulating the activity of ALK comprising the steps of combining a candidate agent with ALK, as above, and determining an alteration in the biological activity of ALK. Thus, in this embodiment, the candidate agent should both bind to (although this may not be necessary), and alter its biological or biochemical activity as defined herein. The methods include both *in vitro* screening methods and *in vivo* screening of cells for alterations in cell viability, morphology, and the like.

[0148] Alternatively, differential screening may be used to identify drug candidates that bind to the native ALK, but cannot bind to modified ALK.

[0149] Positive controls and negative controls may be used in the assays. For example, all control and test samples are performed in at least triplicate to obtain statistically significant results. Incubation of samples is for a time sufficient for the binding of the agent to the protein. Following incubation, samples are washed free of non-specifically bound material and the amount of bound, generally labeled agent determined. For example, where a radiolabel is employed, the samples may be counted in a scintillation counter to determine the amount of bound compound.

[0150] A variety of other reagents may be included in the screening assays. These include reagents like salts, neutral proteins, e.g., albumin, detergents, etc which may be used to facilitate optimal protein-protein binding and/or reduce non-specific or background interactions. Also reagents that otherwise improve the efficiency of the assay, such as protease inhibitors, nuclease inhibitors, anti-microbial agents, etc., may be used. The mixture of components may be added in any order that provides for the requisite binding.



## Assays

[0151] For assay of activity, generally either ALK or a compound according to the invention is non-diffusably bound to an insoluble support having isolated sample-receiving areas (e.g., a microtiter plate, an array, etc.). The insoluble support may be made of any composition to which the compositions can be bound, is readily separated from soluble material, and is otherwise compatible with the overall method of screening. The surface of such supports may be solid or porous and of any convenient shape. Examples of suitable insoluble supports include microtiter plates, arrays, membranes and beads. These are typically made of glass, plastic (e.g., polystyrene), polysaccharides, nylon or nitrocellulose, Teflon™, etc. Microtiter plates and arrays are especially convenient because a large number of assays can be carried out simultaneously, using small amounts of reagents and samples. The particular manner of binding of the composition is not crucial so long as it is compatible with the reagents and overall methods of the invention, maintains the activity of the composition and is nondiffusable. Exemplary methods of binding include the use of antibodies (which do not sterically block either the ligand binding site or activation sequence when the protein is bound to the support), direct binding to “sticky” or ionic supports, chemical crosslinking, the synthesis of the protein or agent on the surface, etc. Following binding of the protein or agent, excess unbound material is removed by washing. The sample receiving areas may then be blocked through incubation with bovine serum albumin (BSA), casein or other innocuous protein or other moiety.

[0152] One measure of inhibition is  $K_i$ . For compounds with  $IC_{50}$ 's less than 1  $\mu$ M, the  $K_i$  or  $K_d$  is defined as the dissociation rate constant for the interaction of the agent with ALK. Exemplary compositions have  $K_i$ 's of, for example, less than about 100  $\mu$ M, less than about 10  $\mu$ M, less than about 1  $\mu$ M, and further for example having  $K_i$ 's of less than about 100 nM, and still further, for example, less than about 10 nM. The  $K_i$  for a compound is determined from the  $IC_{50}$  based on three assumptions. First, only one compound molecule binds to the enzyme and there is no cooperativity. Second, the concentrations of active enzyme and the compound tested are known (i.e., there are no significant amounts of impurities or inactive forms in the preparations). Third, the enzymatic rate of the enzyme-inhibitor complex is zero. The rate (i.e., compound concentration) data are fitted to the equation:

$$V = V_{\max} E_0 \left[ I - \frac{(E_0 + I_0 + K_d) - \sqrt{(E_0 + I_0 + K_d)^2 - 4E_0 I_0}}{2E_0} \right]$$

where V is the observed rate,  $V_{\max}$  is the rate of the free enzyme,  $I_0$  is the inhibitor concentration,  $E_0$  is the enzyme concentration, and  $K_d$  is the dissociation constant of the enzyme-inhibitor complex.

[0153] Another measure of inhibition is  $GI_{50}$ , defined as the concentration of the compound that results in a decrease in the rate of cell growth by fifty percent. Exemplary compounds have  $GI_{50}$ 's of, for example, less than about 1 mM, less than about 10  $\mu$ M, less than about 1  $\mu$ M, and further, for example, having  $GI_{50}$ 's of less than about 100 nM, still further having  $GI_{50}$ 's of less than about 10 nM. Measurement of  $GI_{50}$  is done using a cell proliferation assay.

[0154] Tyrosine kinase activity is determined by 1) measurement of kinase-dependent ATP consumption in the presence of a generic substrate such as, polyglutamic acid, tyrosine, 4:1 (pEY), using luciferase/luciferin-mediated chemiluminescence or; 2) incorporation of radioactive phosphate derived from  $^{32}$ P-ATP into a generic substrate which has been adsorbed onto the well surface of polystyrene microtiter plates. Phosphorylated ( $^{32}$ P) substrate products are quantified by scintillation spectrometry.

#### Abbreviations and their Definitions

[0155] The following abbreviations and terms have the indicated meanings throughout:

Abbreviation	Meaning
Ac	acetyl
ACN	acetonitrile
ATP	adenosine triphosphate
BNB	4-bromomethyl-3-nitrobenzoic acid
Boc	t-butyloxy carbonyl
br	broad
Bu	butyl
°C	degrees Celsius
c-	cyclo
CBZ	CarboBenZoxy = benzyloxycarbonyl
d	doublet
dd	doublet of doublet
dt	doublet of triplet
DBU	Diazabicyclo[5.4.0]undec-7-ene

Abbreviation	Meaning
DCM	dichloromethane = methylene chloride = $\text{CH}_2\text{Cl}_2$
DCE	dichloroethylene
DEAD	diethyl azodicarboxylate
DIC	diisopropylcarbodiimide
DIEA	N,N-diisopropylethyl amine
DMAP	4-N,N-dimethylaminopyridine
DMF	N,N-dimethylformamide
DMSO	dimethyl sulfoxide
DVB	1,4-divinylbenzene
EEDQ	2-ethoxy-1-ethoxycarbonyl-1,2-dihydroquinoline
EI	Electron Impact ionization
Et	ethyl
Fmoc	9-fluorenylmethoxycarbonyl
g	gram(s)
GC	gas chromatography
H or hr	hour(s)
HATU	O-(7-Azabenzotriazol-1-yl)-1,1,3,3-tetramethyluronium hexafluorophosphate
HMDS	hexamethyldisilazane
HOAc	acetic acid
HOBt	hydroxybenzotriazole
HPLC	high pressure liquid chromatography
L	liter(s)
M	molar or molarity
m	multiplet
Me	methyl
mesyl	methanesulfonyl
mg	milligram(s)
MHz	megahertz (frequency)
Min	minute(s)
mL	milliliter(s)
mM	millimolar
mmol	millimole(s)
mol	mole(s)
MS	mass spectral analysis
MTBE	methyl t-butyl ether
N	normal or normality
NBS	N-bromosuccinimide
NCS	N-chlorosuccinimide
nM	nanomolar
NMO	N-methylmorpholine oxide
NMR	nuclear magnetic resonance spectroscopy

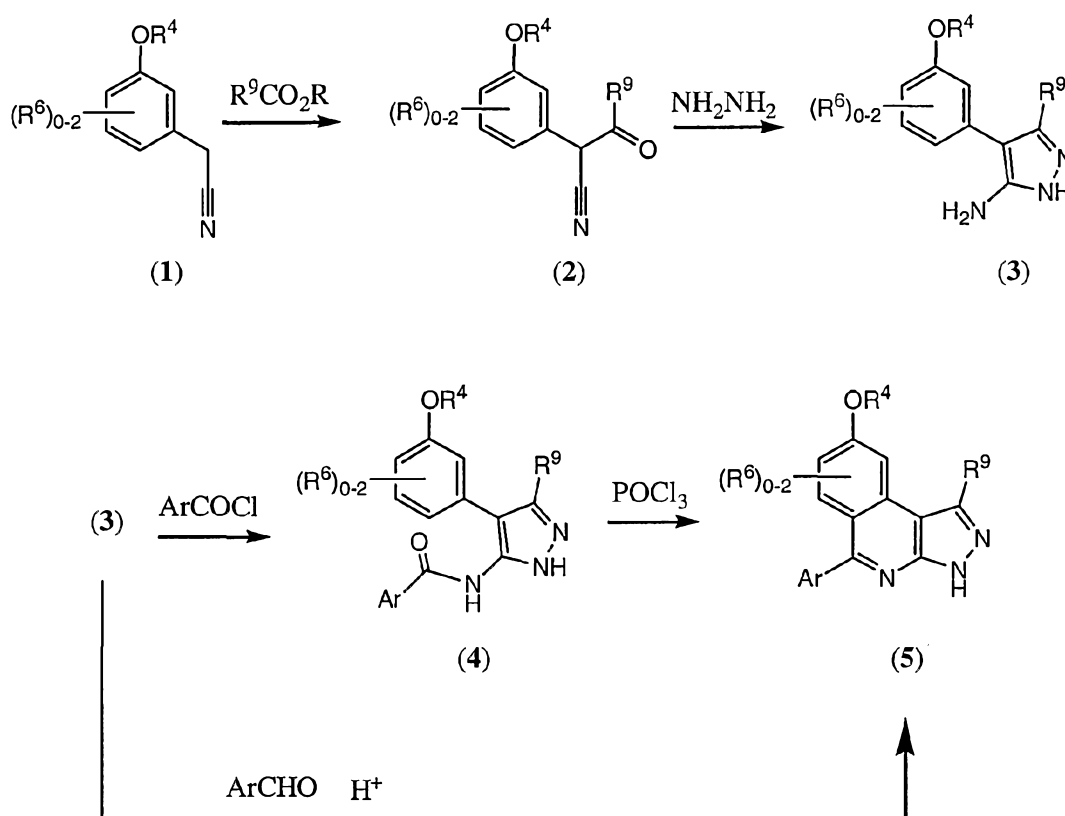
Abbreviation	Meaning
PEG	polyethylene glycol
pEY	poly-glutamine, tyrosine
Ph	phenyl
PhOH	phenol
PfP	pentafluorophenol
PfPy	pentafluoropyridine
PPTS	Pyridinium p-toluenesulfonate
Py	pyridine
PyBroP	bromo-tris-pyrrolidino-phosphonium hexafluorophosphate
q	quartet
RT	Room temperature
Sat'd	saturated
s	singlet
SEM-Cl	chloromethyl 2-trimethylsilylethyl ether
s-	secondary
t-	tertiary
T or tr	triplet
TBDMS	t-butyltrimethylsilyl
TES	triethylsilane
TFA	trifluoroacetic acid
THF	tetrahydrofuran
TMOF	trimethyl orthoformate
TMS	trimethylsilyl
tosyl	p-toluenesulfonyl
Trt	triphenylmethyl
μL	microliter(s)
μM	Micromole(s) or micromolar

### Synthesis of Compounds

[0156] The compounds encompassed by the instant application can be synthesized by methods known to one of ordinary skill in the art. Compounds of the invention generally may be prepared by methods illustrated in Scheme 1; however, Scheme 1 and its corresponding description are not intended to be limiting. For example, scheme 1 depicts the synthesis of compounds of the invention according to formula I, where  $R^2$  and  $R^3$  combine to form an aromatic ring (which itself is substituted with up to three of  $R^6$ , in this case one of  $R^6$  is  $-OR^4$ ) that is ultimately fused to a pyrazoloisoquinoline. Of course there are other embodiments in which  $R^2$  and  $R^3$  represent different functionality but are

nonetheless consistent with formula I. One of ordinary skill in the art would recognize that functionality of compounds according to formula I can be introduced at various stages of the synthesis of the compounds and likewise protecting groups can be used in such synthetic strategies.

Scheme 1



[0157] Referring to Scheme 1, the synthesis of phenylacetonitriles represented by (1) bearing a broad range of aromatic ring functional groups are well known in the art (March, *Advanced Organic Chemistry*, Wiley-Interscience; Larock, *Comprehensive Organic Transformations*, VCH Publishers; both incorporated by reference herein) and may be readily reacted with a range of esters as well as suitably activated acyl derivatives to provide Claisen-like condensation products such as (2) as a means of introducing  $R^9$  functional group. Such transformations may be carried out under basic conditions using hydroxide, alkoxide or alkali metal hydride and the like in either protic or aprotic solvent depending on the choice of base. Solvents such as methanol, ethanol, THF or DMF and the like are suitable for carrying out such transformations. Temperatures ranging from room temperature to solvent reflux may be employed depending on the reactivity of the selected ester and phenylacetonitrile substrate. In some cases it may be desirable to

employ or generate *in situ* a suitably activated acyl derivative to enhance the reactivity of an ester toward reaction with the phenylacetonitrile. These reagents include, but are not limited to acyl halides, anhydrides, acylimidazoles N-hydroxysuccinyl esters and the like.

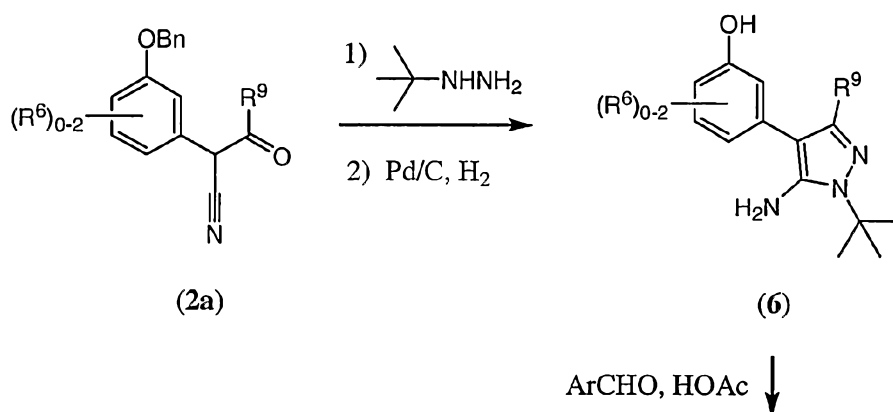
[0158] Treatment of an intermediate such as (2) with hydrazine, preferably in a polar protic solvent such as methanol or ethanol at elevated temperature affords the corresponding aminopyrazole (3). In one approach to the synthesis of compounds of the invention, aminopyrazole (3) can be acylated by treatment with an aromatic acid chloride or suitably activated ester of the corresponding benzoic acid to form amide intermediate (4). Amide (4) is subjected to Bischler-Napieralski cyclodehydration conditions [Fodor and Nagubandi, *Tetrahedron* **36**, 1279-1300 (1980), incorporated by reference herein] by treatment with phosphorous oxychloride and heating with or without the presence of a suitably high boiling inert solvent such as toluene to afford the pyrazoloisoquinoline ring system represented by (5). The amide may alternatively be first treated with phosphorous pentachloride to generate an intermediate imino chloride and subsequently made to undergo cyclodehydration on heating [Fodor, Gal and Philips, *Angew. Chem. Int. Ed. Engl.* **11**, 919 (1972), incorporated by reference herein].

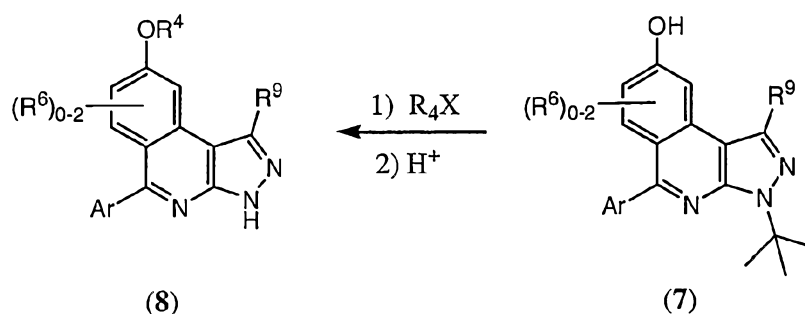
[0159] In another synthetic approach to the pyrazoloisoquinoline ring system, the ring-forming step may be carried out directly using Pictet-Spengler methodology [Kametani and Fukumoto, *Isoquinolines*, Wiley Interscience; Bogza *et al.*, *J. Heterocyclic Chem.* **38**, 523-525 (2001), incorporated by reference herein]. In this approach, treatment of the aminopyrazole (3) with an aromatic aldehyde in the presence of a suitable acidic solvent such as a trifluoroacetic acid with heating is a preferred method for generation of the pyrazoloisoquinoline (5). The choice of reaction conditions depends greatly on the functional groups present on the aromatic ring ( $R^6$  according to formula I, and that functionality needed to introduce L and ring A according to formula I). The cyclization is facilitated by the presence of electron-donating functionality on the aromatic ring in positions *ortho*- and *para*- to the bond-forming ring atom, in particular hydroxy or alkoxy groups are preferred. In some embodiments, acetic acid as a reaction solvent is well suited for the Pictet-Spengler ring closure step and allows for the incorporation of acid sensitive functional groups in the synthetic sequence. In other embodiments, a phenylacetonitrile substrate that does not bear either alkoxy or hydroxy functional groups may be required. These substrates may be employed in the synthesis of pyrazoloisoquinolines by the use of transition-metal Lewis acids in the ring forming step or alternatively, by using a very

strong acid such as methanesulfonic acid as the reaction solvent. It is recognized that for some cyclization substrates the choice of aromatic ring substitution pattern may result in the availability of two possible Pictet-Spengler reaction products and both products may be isolated from the reaction mixtures obtained.

[0160] As mentioned, the pyrazoloisoquinolines may bear a suitably protected functional groups at any suitable stage in their synthesis. This protecting group may be introduced or removed at any stage in the synthetic sequence to afford a compound of the invention or a key intermediate along the synthetic pathway. The choice of a suitable protecting group and its introduction or removal is a well-established practice in synthetic organic chemistry [Green and Wuts, *Protective Groups in Organic Synthesis*, Wiley Interscience, incorporated by reference herein]. For example in Scheme 2, in the conversion of intermediate (2a) to aminopyrazole (6), a functionalized hydrazine may be employed. In particular, the use of *tert*-butyl hydrazine readily affords protected aminopyrazole (6). An intermediate of this type is particularly useful for the synthesis of more complex compounds of the invention, which may require multi-step synthesis involving, for example, the manipulation of functionality on the pyrazoloisoquinoline aromatic ring. In such instances, either the introduction of specifically targeted or a broad range of functional groups in an efficient manner may be carried out. In the case illustrated, the Pictet-Spengler reaction may be carried out under mildly acidic conditions, typically in acetic acid with reaction temperatures in the range of 50-110°C, to afford intermediate (7). This intermediate can then be selectively derivatized, for example at the hydroxyl position, to provide a range of phenyl ether analogs followed by removal of the pyrazole ring *tert*-butyl group under appropriate conditions to give (8) which is in accord with formula I.

Scheme 2





[0161] Corresponding syntheses of non-pyrazoloisoquinolines of the invention, for example benzimidazoles, indazoles, benzathiazoles, benzoxazoles, benzoisothiazoles, benzoisoxazoles (all, e.g. where Y is =C(R<sup>8</sup>)- according to formula I) and the like, are known to one of ordinary skill in the art by analogy to the descriptions herein or independently.

## EXAMPLES

[0162] The following examples serve to more fully describe the manner of using the above-described invention, as well as to set forth the best modes contemplated for carrying out various aspects of the invention. It is understood that these examples in no way serve to limit the true scope of this invention, but rather are presented for illustrative purposes. All references cited herein are incorporated by reference in their entirety.

### Example 1

[0163] 4-[8-(methyloxy)-1-(phenylmethyl)-3H-pyrazolo[3,4-c]isoquinolin-5-yl]phenol trifluoroacetic acid salt: To a mixture of [3-(methyloxy)phenyl]acetonitrile (2.0 g, 14 mmol) and ethyl phenylacetate (2.8g, 17 mmol) in ethanol (4 mL) was added a sodium ethoxide solution (21%, 10.2 mL, 27 mmol), and the resulting mixture was heated at reflux for 18 hours. After cooling to room temperature, it was poured into a mixture of ice-water (50 mL). This aqueous mixture was washed with dichloromethane (3x 20 mL) then acidified to pH 1. The acidified mixture was extracted with ethyl acetate (3x30 mL). The combined extract was washed with aqueous sodium bicarbonate solution, brine, dried over sodium sulfate, filtered and concentrated to give 2-[3-(methyloxy)phenyl]-3-oxo-4-phenylbutanenitrile as a brown oil (0.8g, 3.4 mmol, 38% yield), MS (EI) for C<sub>17</sub>H<sub>15</sub>NO<sub>2</sub>: 266 (MH<sup>+</sup>).



[0164] 2-[3-(methyloxy)phenyl]-3-oxo-4-phenylbutanenitrile (100 mg, 0.38 mmol) was dissolved in ethanol (1 mL), and anhydrous hydrazine (98%, 14 $\mu$ L, 0.45 mmol) was added. The resulting mixture was heated at reflux for 1 hour. It was cooled, concentrated, and the residue was dried under vacuum for one hour. To this residue was added of 4-hydroxybenzaldehyde (69 mg, 0.57 mmol) and trifluoroacetic acid (1 mL), and the mixture was heated at 70°C for 18 hours. Then the reaction mixture was concentrated, dissolved in 10 mL of N,N-dimethylformamide and purified by preparatory reverse phase HPLC (Shimadzu LC-8A HPLC, Waters Xterra C18 30mm x100mm column, acetonitrile-water-trifluoroacetic eluent). After concentration then lyophilization of the pure fractions 4-[8-(methyloxy)-1-(phenylmethyl)-3H-pyrazolo[3,4-c]isoquinolin-5-yl]phenol trifluoroacetic acid salt (63 mg, 0.13 mmol, 34% yield) was obtained. <sup>1</sup>H NMR (400 MHz, d<sub>6</sub>-DMSO): 7.97-7.94 (d, 1H), 7.50-7.48 (d, 2H), 7.30-7.25 (m, 6H), 7.06-7.02 (m, 1H), 6.95-6.93 (d, 2H), 4.60 (s, 2H), 3.76 (s, 3H); MS (EI) for C<sub>24</sub>H<sub>19</sub>N<sub>3</sub>O<sub>2</sub>: 382 (MH<sup>+</sup>).

[0165] Using the same or analogous synthetic techniques and/or substituting with alternative reagents, the following compounds of the invention were prepared:

[0166] 4-(7,8-bis(methyloxy)-1-[[4-(methyloxy)phenyl]methyl]-3H-pyrazolo[3,4-c]isoquinolin-5-yl)phenol trifluoroacetic acid salt: <sup>1</sup>H NMR (400 MHz, d<sub>6</sub>-DMSO): 7.66-7.64(d, 2H), 7.50 (s, 1H), 7.36 (s,1H), 7.26-7.24 (d, 2H), 7.16-7.14 (d, 2H), 6.86-6.84 (d, 2H), 4.64 (s, 2H), 3.82 (s, 3H), 3.78 (s, 3H), 3.70 (s, 3H); MS (EI) for C<sub>26</sub>H<sub>23</sub>N<sub>3</sub>O<sub>4</sub>: 442 (MH<sup>+</sup>).

[0167] 4-{7,8-bis(methyloxy)-1-[(2-methylphenyl)methyl]-3H-pyrazolo[3,4-c]isoquinolin-5-yl}phenol trifluoroacetic acid salt: <sup>1</sup>H NMR (400 MHz, d<sub>6</sub>-DMSO): 7.61-7.59 (d, 2H), 7.46 (s, 1H), 7.28-7.26 (d, 2H), 7.17-7.10 (m, 3H), 7.10 (s,1H), 6.96-6.94 (d, 2H), 4.25 (s, 2H), 3.70 (s, 3H), 3.58 (s, 3H), 2.42 (s, 3H); MS (EI) for C<sub>26</sub>H<sub>23</sub>N<sub>3</sub>O<sub>4</sub>: 442 (MH<sup>+</sup>).MS (EI) for C<sub>26</sub>H<sub>23</sub>N<sub>3</sub>O<sub>3</sub>: 426 (MH<sup>+</sup>).

[0168] 4-[7,8-bis(methyloxy)-1-[(3-methylphenyl)methyl]-3H-pyrazolo[3,4-c]isoquinolin-5-yl}phenol trifluoroacetic acid salt: <sup>1</sup>H NMR (400 MHz, d<sub>6</sub>-DMSO): 9.80 (b,1H), 7.58-7.56 (d, 2H), 7.44 (s, 1H), 7.27 (s, 1H), 7.18-7.13 (m, 2H), 7.06-7.00 (m, 2H), 6.96-6.92 (d, 2H), 4.25 (s, 2H), 3.77 (s, 3H), 3.70 (s, 3H), 2.23 (s, 3H); MS (EI) for C<sub>26</sub>H<sub>23</sub>N<sub>3</sub>O<sub>3</sub>: 426 (MH<sup>+</sup>).

[0169] 2-[7,8-bis(methyloxy)-1-(phenylmethyl)-3H-pyrazolo[3,4-c]isoquinolin-5-yl]-6-

fluorophenol trifluoroacetic acid salt:  $^1\text{H}$  NMR (400 MHz,  $\text{d}_6\text{-DMSO}$ ): 9.78 (b, 1H), 7.40-7.18 (m, 7H), 7.00-6.90 (m, 3H), 4.61 (s, 2H), 3.78 (s, 3H), 3.62 (s, 3H); MS (EI) for  $\text{C}_{25}\text{H}_{20}\text{N}_3\text{O}_3\text{F}$ : 430 ( $\text{MH}^+$ ).

[0170] 3-[7,8-bis(methyloxy)-1-(phenylmethyl)-3H-pyrazolo[3,4-c]isoquinolin-5-yl]-4-nitrophenol trifluoroacetic acid salt:  $^1\text{H}$  NMR (400 MHz,  $\text{d}_6\text{-DMSO}$ ): 11.05 (b, 1H), 8.12-8.10 (d, 1H), 7.45 (s, 1H), 7.43-7.30 (m, 4H), 7.20-7.15 (m, 2H), 7.10-6.95 (m, 2H), 4.61 (s, 2H), 3.78 (s, 3H), 3.61 (s, 3H); MS (EI) for  $\text{C}_{25}\text{H}_{20}\text{N}_4\text{O}_5$ : 457 ( $\text{MH}^+$ ).

[0171] 4-[7,8-bis(methyloxy)-1-(phenylmethyl)-3H-pyrazolo[3,4-c]isoquinolin-5-yl]benzoic acid trifluoroacetic acid salt:  $^1\text{H}$  NMR (400 MHz,  $\text{d}_6\text{-DMSO}$ ): 8.16-8.13 (d, 2H), 7.87-7.84 (d, 2H), 7.36-7.18 (m, 7H), 4.65 (s, 2H), 3.75 (s, 3H), 3.68 (s, 3H), 3.48 (b, 1H); MS (EI) for  $\text{C}_{26}\text{H}_{21}\text{N}_3\text{O}_4$ : 440 ( $\text{MH}^+$ ).

[0172] 4-[1-([3,4-bis(methyloxy)phenyl]methyl)-7,8-bis(methyloxy)-3H-pyrazolo[3,4-c]isoquinolin-5-yl]phenol trifluoroacetic acid salt:  $^1\text{H}$  NMR (400 MHz,  $\text{d}_4\text{-Methanol}$ ): 7.66-7.64 (d, 2H), 7.48 (s, 1H), 7.31 (s, 1H), 7.08-7.06 (d, 2H), 6.92-6.91 (d, 1H), 6.90-6.88 (d, 1H), 6.76-6.75 (d, 1H), 4.68 (s, 2H), 3.82 (s, 3H), 3.79 (s, 3H), 3.78 (s, 3H), 3.72 (s, 3H); MS (EI) for  $\text{C}_{27}\text{H}_{25}\text{N}_3\text{O}_5$ : 472 ( $\text{MH}^+$ ).

[0173] 4-(7,8-bis(methyloxy)-1-([3-(methyloxy)phenyl]methyl)-3H-pyrazolo[3,4-c]isoquinolin-5-yl)phenol trifluoroacetic acid salt:  $^1\text{H}$  NMR (400 MHz,  $\text{d}_6\text{-DMSO}$ ): 9.80 (b, 1H), 7.56-7.54 (d, 2H), 7.42 (s, 1H), 7.24 (s, 1H), 7.19-7.15 (t, 1H), 6.94-6.92 (d, 2H), 6.86- (s, 1H), 6.80-6.78 (m, 2H), 4.56 (s, 2H), 3.75 (s, 3H), 3.69 (s, 3H), 3.66 (s, 3H); MS (EI) for  $\text{C}_{26}\text{H}_{23}\text{N}_3\text{O}_4$ : 442 ( $\text{MH}^+$ ).

[0174] 7,8-bis(methyloxy)-1-(phenylmethyl)-5-pyridin-4-yl-3H-pyrazolo[3,4-c]isoquinoline trifluoroacetic acid salt:  $^1\text{H}$  NMR (400 MHz,  $\text{d}_6\text{-DMSO}$ ): 8.86-8.84 (d, 2H), 7.92-7.90 (d, 2H), 7.32-7.20 (m, 7H), 4.63 (s, 2H), 3.74 (s, 3H), 3.70 (s, 3H); MS (EI) for  $\text{C}_{24}\text{H}_{20}\text{N}_4\text{O}_2$ : 397 ( $\text{MH}^+$ ).

[0175] 4-[6,7,8-tris(methyloxy)-1-(phenylmethyl)-3H-pyrazolo[3,4-c]isoquinolin-5-yl]phenol trifluoroacetic acid salt:  $^1\text{H}$  NMR (400 MHz,  $\text{d}_6\text{-DMSO}$ ): 7.42-7.40 (d, 2H), 7.34-7.24 (m, 5H), 7.11 (s, 1H), 6.95-6.93 (d, 2H), 4.75 (s, 2H), 3.80 (s, 3H), 3.77 (s, 3H), 3.37 (s, 3H); MS (EI) for  $\text{C}_{26}\text{H}_{23}\text{N}_3\text{O}_4$ : 442 ( $\text{MH}^+$ ).

[0176] 4-[7-methyl-8-(methyloxy)-1-(phenylmethyl)-3H-pyrazolo[3,4-c]isoquinolin-5-yl]phenol trifluoroacetic acid salt:  $^1\text{H}$  NMR (400 MHz,  $\text{d}_6\text{-DMSO}$ ): 9.91 (b, 1H), 7.92 (s, 1H), 7.60-7.58 (d, 2H), 7.46 (s, 1H), 7.32-7.21 (m, 5H), 6.90-6.88 (d, 2H), 4.56 (s, 2H),

3.74 (s, 3H), 2.28 (s, 3H); MS (EI) for  $C_{25}H_{21}N_3O_2$  : 396 ( $MH^+$ ).

[0177] 4-[6,8-bis(methyloxy)-1-(phenylmethyl)-3H-pyrazolo[3,4-c]isoquinolin-5-yl]phenol trifluoroacetic acid salt:  $^1H$  NMR (400 MHz,  $d_6$ -DMSO): 7.30-7.19 (m, 6H), 6.90-6.85 (m, 2H), 6.079-6.77 (d, 2H), 6.50 (s, 1H), 4.58 (s, 2H), 3.72 (s, 6H); MS (EI) for  $C_{25}H_{21}N_3O_3$  : 412 ( $MH^+$ ).

[0178] 4-[7,8-bis(methyloxy)-1-(phenylmethyl)-3H-pyrazolo[3,4-c]isoquinolin-5-yl]benzene-1,2-diol:  $^1H$  NMR (400 MHz,  $d_6$ -DMSO): 13.46 (bs, 1H), 9.25 (s, 2H), 7.53 (s, 1H), 7.31 (m, 6H), 7.01 (d, 1H), 6.88 (d, 1H), 4.57 (s, 2H), 3.73 (s, 3H), 3.71 (s, 3H); MS (EI) for  $C_{25}H_{21}N_3O_4$ : 428 ( $MH^+$ ).

[0179] 4-[7,8-bis(methyloxy)-1-(phenylmethyl)-3H-pyrazolo[3,4-c]isoquinolin-5-yl]-N,N-dimethylaniline:  $^1H$  NMR (400 MHz,  $d_6$ -DMSO): 8.57 (s, 1H), 7.71 (t, 2H), 7.65 (d, 2H), 7.53 (s, 1H), 7.3 (d, 2H), 7.28 (s, 2H), 7.21 (s, 1H), 6.92 (d, 2H), 6.80 (t, 2H), 4.62 (s, 2H), 3.74 (s, 3H), 3.71 (s, 3H); MS (EI) for  $C_{27}H_{26}N_4O_2$ : 439 ( $MH^+$ ).

[0180] 5-(4-fluorophenyl)-7,8-bis(methyloxy)-1-(phenylmethyl)-3H-pyrazolo[3,4-c]isoquinoline:  $^1H$  NMR (400 MHz,  $d_6$ -DMSO): 8.73 (s, 1H), 7.96 (m, 1H), 7.79 (m, 2H), 7.42 (m, 3H), 7.29 (m, 5H), 7.19 (s, 1H), 4.62 (s, 2H), 3.74 (s, 3H), 3.68 (s, 3H); MS (EI) for  $C_{25}H_{20}N_3O_2F$ : 414 ( $MH^+$ ).

[0181] 5-(4-nitrophenyl)-7,8-bis(methyloxy)-1-(phenylmethyl)-3H-pyrazolo[3,4-c]isoquinoline:  $^1H$  NMR (400 MHz,  $d_6$ -DMSO): 8.43 (d, 2H), 8.03 (d, 2H), 7.31 (m, 6H), 7.21 (m, 1H), 4.64 (s, 2H), 3.75 (s, 3H), 3.69 (s, 3H); MS (EI) for  $C_{25}H_{21}N_4O_4$ : 441 ( $MH^+$ ).

[0182] 3-[7,8-bis(methyloxy)-1-(phenylmethyl)-3H-pyrazolo[3,4-c]isoquinolin-5-yl]phenol:  $^1H$  NMR (400 MHz,  $d_6$ -DMSO): 7.42 (s, 1H), 7.25 (m, 7H), 7.17 (m, 1H), 7.08 (m, 2H), 6.90 (m, 1H), 4.62 (s, 2H), 3.74 (s, 3H), 3.68 (s, 3H); MS (EI) for  $C_{25}H_{21}N_3O_3$ : 411 ( $MH^+$ ).

[0183] 5-(1,3-benzodioxol-5-yl)-7,8-bis(methyloxy)-1-(phenylmethyl)-3H-pyrazolo[3,4-c]isoquinoline:  $^1H$  NMR (400 MHz,  $d_6$ -DMSO): 7.55 (d, 1H), 7.39 (s, 1H), 7.25 (m, 5H), 7.12 (m, 1H), 7.08 (s, 1H), 6.90 (d, 1H), 5.88 (s, 2H), 4.68 (s, 2H), 3.75 (s, 3H), 3.68 (s, 3H); MS (EI) for  $C_{26}H_{21}N_3O_4$ : 439 ( $MH^+$ ).

[0184] 4-{7,8-bis(methyloxy)-1-[(4-methylphenyl)methyl]-3H-pyrazolo[3,4-c]isoquinolin-5-yl}phenol:  $^1H$  NMR (400 MHz,  $d_6$ -DMSO): 9.81 (s, 1H), 7.55 (d, 2H), 7.44 (s, 1H), 7.24 (s, 1H), 7.16 (d, 2H), 7.08 (d, 2H), 6.95 (d, 2H), 4.53 (s, 2H), 3.74 (s,

3H), 3.69 (s, 3H); MS (EI) for  $C_{26}H_{23}N_3O_3$ : 425( $MH^+$ ).

[0185] 4-[7,8-bis(methyloxy)-1-(1-phenylethyl)-3H-pyrazolo[3,4-c]isoquinolin-5-yl]phenol:  $^1H$  NMR (400 MHz,  $CD_3OD$ ): 7.63-7.61 (d, 2H), 7.43 (s, 1H), 7.38-7.20 (m, 6H), 5.09-5.06 (m, 1H), 3.80 (s, 3H), 3.75 (s, 3H), 1.98-1.96 (d, 3H); MS (EI) for  $C_{26}H_{23}N_3O_3$ : 426 ( $MH^+$ ).

### Example 2

[0186] 4-[1-methyl-7,8-bis(methyloxy)-3H-pyrazolo[3,4-c]isoquinolin-5-yl]phenol trifluoroacetic acid salt: To a mixture of 3,4-dimethoxyphenylacetonitrile (2.0 g, 11 mmol) and ethyl acetate (1.37 mL, 14 mmol) in ethanol (4 mL) was added a sodium ethoxide solution (21W%, 8.4 mL, 23 mmol), and the resulting mixture was heated at reflux for 18 hours. The reaction mixture was cooled to room temperature, and then poured into ice-water (50 mL). This aqueous mixture was washed with dichloromethane (3x 20 mL) and the aqueous phase acidified to pH 1. The aqueous phase was extracted with ethyl acetate (3x30 mL). The combined ethyl acetate extract was washed with saturated aqueous sodium bicarbonate solution, brine, dried over anhydrous sodium sulfate then filtered and concentrated to give 2-[3,4-bismethyloxy)phenyl]-3-oxobutanenitrile as a tan color solid (1.5g, 6.8 mmol, 61% yield). MS (EI) for  $C_{12}H_{13}NO_3$ : 220 ( $MH^+$ ).

[0187] 2-[3,4-bismethyloxy)phenyl]-3-oxobutanenitrile (100 mg, 0.46 mmol) was dissolved in ethanol, and anhydrous hydrazine (98%, 18 $\mu$ L, 0.59 mmol) was added. The resulting mixture was heated at reflux for 1 hour. The mixture was cooled, concentrated and dried *in vacuo* for one hour to give an oily residue. To this residue was added of 4-hydroxybenzaldehyde (84 mg, 0.67 mmol) then trifluoroacetic acid (2 mL) and the mixture was heated at reflux for 18 hours. The reaction mixture was then concentrated, dissolved in 10 mL of dimethylformamide and purified by preparative reverse phase HPLC (Shimadzu LC-8A HPLC, Waters Xterra C18 30mm x100mm column, acetonitrile-water-trifluoroacetic eluent). Concentration and lyophilization of the pure fractions afforded 4-[1-methyl-7,8-bis(methyloxy)-3H-pyrazolo[3,4-c]isoquinolin-5-yl]phenol trifluoroacetic acid salt (55 mg, 0.16 mmol, 26% yield).  $^1H$  NMR (400 MHz,  $d_6$ -DMSO): 10.00 (b, 1H), 7.76 (s, 1H), 7.70-7.68 (d, 2H), 7.51 (s, 1H), 7.01-6.98 (d, 2H), 4.18 (s, 3H), 3.95 (s, 3H), 2.84 (s, 3H); MS (EI) for  $C_{19}H_{17}N_3O_3$ : 336 ( $MH^+$ ).

[0188] Using the same or analogous synthetic techniques and/or substituting with

alternative reagents, the following compounds of the invention were prepared:

- [0189] 4-[1-methyl-6,8-bis(methyloxy)-3H-pyrazolo[3,4-c]isoquinolin-5-yl]phenol trifluoroacetic acid salt:  $^1\text{H}$  NMR (400 MHz,  $d_6$ -DMSO): 9.52 (b, 1H), 7.26-7.21 (m, 3H), 6.80-6.78 (d, 2H), 6.62 (s, 1H), 4.02 (s, 3H), 3.55 (s, 3H), 2.80 (s, 3H); MS (EI) for  $\text{C}_{19}\text{H}_{17}\text{N}_3\text{O}_3$  : 336 ( $\text{MH}^+$ ).
- [0190] 4-[1-methyl-7,8,9-tris(methyloxy)-3H-pyrazolo[3,4-c]isoquinolin-5-yl]phenol trifluoroacetic acid salt:  $^1\text{H}$  NMR (400 MHz,  $d_6$ -DMSO): 7.56-7.54 (d, 2H), 7.38 (s, 1H), 6.80-6.78 (d, 2H), 3.98 (s, 3H), 3.95 (s, 3H), 3.78 (s, 3H), 2.78 (s, 3H); MS (EI) for  $\text{C}_{20}\text{H}_{19}\text{N}_3\text{O}_4$  : 366 ( $\text{MH}^+$ ).
- [0191] 2-methyl-4-[1-methyl-7,8-bis(methyloxy)-3H-pyrazolo[3,4-c]isoquinolin-5-yl]phenol trifluoroacetic acid salt:  $^1\text{H}$  NMR (400 MHz,  $d_6$ -DMSO): 9.90 (b, 1H), 7.66 (s, 1H), 7.53 (b, 2H), 7.45-7.43 (d, 1H), 7.05-6.95 (d, 1H), 4.09 (s, 3H), 3.77 (s, 3H), 2.85 (s, 3H), 2.24 (s, 3H); MS (EI) for  $\text{C}_{20}\text{H}_{19}\text{N}_3\text{O}_3$  : 350 ( $\text{MH}^+$ ).
- [0192] 4-[1-methyl-7,8-bis(methyloxy)-3H-pyrazolo[3,4-c]isoquinolin-5-yl]-2-(methyloxy)phenol trifluoroacetic acid salt:  $^1\text{H}$  NMR (400 MHz,  $d_6$ -DMSO): 7.76 (s, 1H), 7.56 (s, 1H), 7.30-7.29 (d, 1H), 7.20-7.18 (d,d, 1H), 6.98-6.96 (d, 1H), 4.06 (s, 3H), 3.84 (s, 3H), 3.77 (s, 3H), 2.83 (s, 3H); MS (EI) for  $\text{C}_{20}\text{H}_{19}\text{N}_3\text{O}_4$  : 366 ( $\text{MH}^+$ ).
- [0193] 2-chloro-4-[1-methyl-7,8-bis(methyloxy)-3H-pyrazolo[3,4-c]isoquinolin-5-yl]phenol trifluoroacetic acid salt:  $^1\text{H}$  NMR (400 MHz,  $d_6$ -DMSO): 10.65 (b, 1H), 7.71-7.70 (d,1H), 7.66 (s, 1H), 7.57-7.53 (d,d, 1H), 7.46 (s, 1H), 7.18-7.16 (d, 1H), 4.06 (s, 3H), 3.77 (s, 3H), 2.82 (s, 3H); MS (EI) for  $\text{C}_{19}\text{H}_{16}\text{N}_3\text{O}_3\text{Cl}$ : 370 ( $\text{MH}^+$ ).
- [0194] 2-fluoro-4-[1-methyl-7,8-bis(methyloxy)-3H-pyrazolo[3,4-c]isoquinolin-5-yl]phenol trifluoroacetic acid salt:  $^1\text{H}$  NMR (400 MHz,  $d_6$ -DMSO): 10.25 (b, 1H), 7.66 (s, 1H), 7.55-7.53 (d,1H), 7.48 (s, 1H), 7.41-7.39 (d, 1H), 7.17-7.12 (d,d, 1H), 4.06 (s, 3H), 3.77 (s, 3H), 2.83 (s, 3H); MS (EI) for  $\text{C}_{19}\text{H}_{16}\text{N}_3\text{O}_3\text{F}$ : 354 ( $\text{MH}^+$ ).
- [0195] 4-[1-methyl-7,8-bis(methyloxy)-3H-pyrazolo[3,4-c]isoquinolin-5-yl]-2-nitrophenol trifluoroacetic acid salt:  $^1\text{H}$  NMR (400 MHz,  $d_6$ -DMSO): 10.42 (b, 1H), 8.25 (s,1H), 7.98-7.96 (d, 1H), 7.67 (s, 1H), 7.46 (s, 1H), 7.33-7.31 (d, 1H), 4.06 (s, 3H), 3.79 (s, 3H), 2.82 (s, 3H); MS (EI) for  $\text{C}_{19}\text{H}_{16}\text{N}_4\text{O}_5$ : 381 ( $\text{MH}^+$ ).
- [0196] 2-bromo-4-[1-methyl-7,8-bis(methyloxy)-3H-pyrazolo[3,4-c]isoquinolin-5-yl]phenol trifluoroacetic acid salt:  $^1\text{H}$  NMR (400 MHz,  $d_6$ -DMSO): 10.72 (b, 1H), 7.85 (s,1H), 7.66 (s, 1H), 7.61-7.59 (d, 1H), 7.47 (s, 1H), 7.14-7.12 (d, 1H), 4.08 (s, 3H), 3.77

- (s, 3H), 2.82 (s, 3H); MS (EI) for  $C_{19}H_{16}N_3O_3Br$ : 414 ( $MH^+$ ).
- [0197] 4-[1-methyl-6,7,8-tris(methyloxy)-3*H*-pyrazolo[3,4-*c*]isoquinolin-5-yl]phenol trifluoroacetate:  $^1H$  NMR (400 MHz,  $d_6$ -DMSO): 7.50 (s, 1H), 7.29 (d, 2H), 6.81 (d, 2H), 6.67 (s, 1H), 4.09 (s, 3H), 3.78 (s, 6H), 2.82 (s, 3H); MS (EI) for  $C_{20}H_{19}N_3O_4$ : 366 ( $MH^+$ ).
- [0198] 4-[1-methyl-8-(methyloxy)-3*H*-pyrazolo[3,4-*c*]isoquinolin-5-yl]phenol trifluoroacetate:  $^1H$  NMR (400 MHz,  $d_6$ -DMSO): 8.03 (d, 1H), 7.65 (d, 1H), 7.52 (d, 2H), 7.18 (dd, 1H), 6.96 (d, 2H), 4.02 (s, 3H), 2.83 (s, 3H); MS (EI) for  $C_{18}H_{15}N_3O_2$ : 306 ( $MH^+$ ).
- [0199] 5-(4-fluorophenyl)-1-methyl-7,8-bis(methyloxy)-3*H*-pyrazolo[3,4-*c*]isoquinoline:  $^1H$  NMR (400 MHz, DMSO- $d_6$ ): 13.32 (s, 1H), 7.78 (m, 2H), 7.67 (s, 1H), 7.40 (m, 3H), 4.06 (s, 3H), 3.74 (s, 3H), 2.82 (s, 3H); MS (EI) for  $C_{19}H_{16}N_3O_2F$ : 338 ( $MH^+$ ).
- [0200] 2,6-dimethyl-4-[1-methyl-7,8-bis(methyloxy)-3*H*-pyrazolo[3,4-*c*]isoquinolin-5-yl]phenol:  $^1H$  NMR (400 MHz, DMSO- $d_6$ ): 7.64 (s, 1H), 7.55 (s, 1H), 7.35 (s, 2H), 4.07 (s, 3H), 3.76 (s, 3H), 2.83 (s, 3H), 2.28 (s, 6H); MS (EI) for  $C_{21}H_{21}N_3O_3$ : 364 ( $MH^+$ ).
- [0201] 5-[4-fluoro-3-(trifluoromethyl)phenyl]-1-methyl-7,8-bis(methyloxy)-3*H*-pyrazolo[3,4-*c*]isoquinoline:  $^1H$  NMR (400 MHz, DMSO- $d_6$ ): 13.40 (s, 1H), 8.16 (m, 1H), 8.10 (m, 1H), 7.72 (m, 1H), 7.68 (s, 1H), 7.35 (s, 1H), 4.07 (s, 3H), 3.77 (s, 3H), 2.83 (s, 3H); MS (EI) for  $C_{20}H_{15}N_3O_2F_4$ : 406 ( $MH^+$ ).
- [0202] 5-(3-chloro-4-fluorophenyl)-1-methyl-7,8-bis(methyloxy)-3*H*-pyrazolo[3,4-*c*]isoquinoline:  $^1H$  NMR (400 MHz, DMSO- $d_6$ ): 13.36 (s, 1H), 7.93 (m, 1H), 7.76 (m, 1H), 7.67 (s, 1H), 7.61 (t,  $J = 8.9$  Hz, 1H), 7.35 (s, 1H), 4.06 (s, 3H), 3.76 (s, 3H), 2.82 (s, 3H); MS (EI) for  $C_{19}H_{15}N_3O_2ClF$ : 372 ( $MH^+$ ).
- [0203] 5-(3,4-difluorophenyl)-1-methyl-7,8-bis(methyloxy)-3*H*-pyrazolo[3,4-*c*]isoquinoline:  $^1H$  NMR (400 MHz, DMSO- $d_6$ ): 13.36 (s, 1H), 7.81 (m, 1H), 7.67 (s, 1H), 7.61 (m, 2H), 7.36 (s, 1H), 4.08 (s, 3H), 3.78 (s, 3H), 2.82 (s, 3H); MS (EI) for  $C_{19}H_{15}N_3O_2F_2$ : 356 ( $MH^+$ ).
- [0204] 1-methyl-7,8-bis(methyloxy)-5-[3-(trifluoromethyl)phenyl]-3*H*-pyrazolo[3,4-*c*]isoquinoline:  $^1H$  NMR (400 MHz, DMSO- $d_6$ ): 13.40 (s, 1H), 8.08 (m, 2H), 7.94 (d,  $J = 7.8$  Hz, 1H), 7.83 (t,  $J = 7.8$  Hz, 1H), 7.68 (s, 1H), 7.36 (s, 1H), 4.07 (s, 3H), 3.74 (s, 3H), 2.83 (s, 3H); MS (EI) for  $C_{20}H_{16}N_3O_2F_3$ : 388 ( $MH^+$ ).
- [0205] 5-(4-fluoro-3-methylphenyl)-1-methyl-7,8-bis(methyloxy)-3*H*-pyrazolo[3,4-

c]isoquinoline:  $^1\text{H}$  NMR (400 MHz, DMSO- $d_6$ ): 7.66 (m, 2H), 7.58 (m, 1H), 7.41 (s, 1H), 7.33 (t,  $J = 9.0$  Hz, 1H), 4.06 (s, 3H), 3.75 (s, 3H), 2.83 (s, 3H), 2.36 (s, 3H); MS (EI) for  $\text{C}_{20}\text{H}_{18}\text{N}_3\text{O}_2\text{F}$ : 352 ( $\text{MH}^+$ ).

[0206] 5-(3-bromo-4-fluorophenyl)-1-methyl-7,8-bis(methyloxy)-3H-pyrazolo[3,4-c]isoquinoline:  $^1\text{H}$  NMR (400 MHz, DMSO- $d_6$ ): 13.36 (s, 1H), 8.05 (m, 1H), 7.80 (m, 1H), 7.67 (s, 1H), 7.57 (t,  $J = 8.7$  Hz, 1H), 7.36 (s, 1H), 4.06 (s, 3H), 3.76 (s, 3H), 2.83 (s, 3H); MS (EI) for  $\text{C}_{19}\text{H}_{15}\text{N}_3\text{O}_2\text{BrF}$ : 416, 418 ( $\text{MH}^+$ ).

[0207] 2-(ethyloxy)-4-[1-methyl-7,8-bis(methyloxy)-3H-pyrazolo[3,4-c]isoquinolin-5-yl]phenol:  $^1\text{H}$  NMR (400 MHz, MeOH- $d_4$ ): 7.68 (s, 1H), 7.53 (s, 1H), 7.35 (d,  $J = 2.2$  Hz, 1H), 7.23 (dd,  $J = 2.2/8.2$  Hz, 1H), 7.08 (d,  $J = 8.2$  Hz, 1H), 4.18 (q,  $J = 7.0$  Hz, 2H), 4.16 (s, 3H), 3.82 (s, 3H), 2.94 (s, 3H), 1.47 (t,  $J = 7.0$  Hz, 3H); MS (EI) for  $\text{C}_{21}\text{H}_{21}\text{N}_3\text{O}_4$ : 380 ( $\text{MH}^+$ ).

[0208] 4-[1,9-dimethyl-8-(methyloxy)-3H-pyrazolo[3,4-c]isoquinolin-5-yl]phenol:  $^1\text{H}$  NMR (400MHz,  $d_6$ -DMSO): 13.46 (s, 1H), 9.81 (s, 1H), 7.96 (d,  $J = 9.6$  Hz, 1H), 7.44 (d,  $J = 8.4$  Hz, 2H), 7.32 (d,  $J = 9.6$  Hz, 1H), 6.93 (d,  $J = 8.4$  Hz, 2H), 3.96 (s, 3H), 2.79 (s, 3H), 2.72 (s, 3H); MS (EI) for  $\text{C}_{19}\text{H}_{17}\text{N}_3\text{O}_2$ : 320 ( $\text{MH}^+$ ).

[0209] 4-[6-bromo-1,7-dimethyl-8-(methyloxy)-3H-pyrazolo[3,4-c]isoquinolin-5-yl]phenol.  $^1\text{H}$  NMR (400 MHz,  $d_6$ -DMSO): 9.63 (broad s, 1H), 7.63 (s, 1H), 7.20 (d, 2H), 6.80 (d, 2H), 4.09 (s, 3H), 2.81 (s, 3H), 2.40 (s, 3H); MS (EI) for  $\text{C}_{19}\text{H}_{16}\text{N}_3\text{O}_2\text{Br}$ : 398 ( $\text{MH}^+$ ).

[0210] 2-chloro-4-(1-methyl-7-(1-methylethyl)-8-[[2-(methyloxy)ethyl]oxy]-3H-pyrazolo[3,4-c]isoquinolin-5-yl)phenol.  $^1\text{H}$  NMR (400 MHz,  $d_6$ -DMSO): 13.31 (broad s, 1H), 10.64 (s, 1H), 7.91 (s, 1H), 7.65 (d, 2H), 7.49 (dd, 1H), 7.16 (d, 1H), 4.43 (t, 2H), 3.82 (t, 2H), 3.39 (s, 3H), 3.31 (q, 1H), 2.81 (s, 3H), 1.17 (d, 6H); MS (EI) for  $\text{C}_{23}\text{H}_{24}\text{N}_3\text{O}_3\text{Cl}$ : 426 ( $\text{MH}^+$ ).

[0211] 4-[1-methyl-8,9-bis(methyloxy)-3H-pyrazolo[3,4-c]isoquinolin-5-yl]phenol  $^1\text{H}$ -NMR (400 MHz, DMSO- $d_6$ ):  $\delta$  7.87 (d, 1H), 7.52-7.50 (m, 2H), 7.44 (d, 1H), 6.99-6.95 (m, 2H), 4.02 (s, 3H), 3.91 (s, 3H), 2.82 (s, 3H); MS (EI) for  $\text{C}_{19}\text{H}_{17}\text{N}_3\text{O}_3$ : 336 ( $\text{MH}^+$ ).

[0212] 2-chloro-4-[1-methyl-8,9-bis(methyloxy)-3H-pyrazolo[3,4-c]isoquinolin-5-yl]phenol  $^1\text{H}$  NMR (400 MHz, DMSO- $d_6$ ):  $\delta$  7.80 (d, 1H), 7.59 (d, 1H), 7.41 (dd, 1H), 7.40 (d, 1H), 7.12 (d, 1H), 3.99 (s, 3H), 3.89 (s, 3H), 2.79 (s, 3H); MS (EI) for  $\text{C}_{19}\text{H}_{16}\text{ClN}_3\text{O}_3$ : 370 ( $\text{MH}^+$ ).

- [0213] 2-fluoro-4-[1-methyl-8,9-bis(methyloxy)-3*H*-pyrazolo[3,4-*c*]isoquinolin-5-yl]phenol MS (EI) for C<sub>19</sub>H<sub>16</sub>FN<sub>3</sub>O<sub>3</sub>: 354 (MH<sup>+</sup>).
- [0214] 2-methyl-4-[1-methyl-8,9-bis(methyloxy)-3*H*-pyrazolo[3,4-*c*]isoquinolin-5-yl]phenol hydrochloride <sup>1</sup>H NMR (400 MHz, CD<sub>3</sub>OD): δ 8.10 (d, 1H), 7.56 (d, 1H), 7.54-7.53 (m, 1H), 7.47 (dd, 1H), 7.05 (d, 1H), 4.16 (s, 3H), 4.04 (s, 3H), 3.00 (s, 3H), 2.35 (s, 3H); MS (EI) for C<sub>20</sub>H<sub>19</sub>N<sub>3</sub>O<sub>3</sub>: 350 (MH<sup>+</sup>).
- [0215] 2-bromo-4-[1-methyl-8,9-bis(methyloxy)-3*H*-pyrazolo[3,4-*c*]isoquinolin-5-yl]phenol MS (EI) for C<sub>19</sub>H<sub>16</sub>BrN<sub>3</sub>O<sub>3</sub>: 414, 416 (MH<sup>+</sup>).
- [0216] 2-chloro-4-[1-methyl-6,7,8-tris(methyloxy)-3*H*-pyrazolo[3,4-*c*]isoquinolin-5-yl]phenol <sup>1</sup>H NMR (400 MHz, DMSO-*d*<sub>6</sub>): δ 13.30 (s, 1H), 10.28 (s, 1H), 7.50 (s, 1H), 7.40 (d, 1H), 7.21 (dd, 1H), 7.00 (d, 1H), 4.08 (s, 3H), 3.78 (s, 3H), 3.31 (s, 3H), 2.81 (s, 3H); MS (EI) for C<sub>20</sub>H<sub>18</sub>N<sub>3</sub>O<sub>4</sub>: 400 (MH<sup>+</sup>).
- [0217] 4-[1-methyl-7,8-bis(methyloxy)-3*H*-pyrazolo[3,4-*c*]isoquinolin-5-yl]benzonitrile: <sup>1</sup>H-NMR (400 MHz, *d*<sub>6</sub>-DMSO): 8.02 (d, 2H), 7.90 (d, 2H), 7.66 (s, 1H), 7.28 (s, 1H), 4.05 (s, 3H), 3.73 (s, 3H), 2.82 (s, 3H), MS (EI) for C<sub>20</sub>H<sub>16</sub>N<sub>4</sub>O<sub>2</sub>: 345.1 (MH<sup>+</sup>).
- [0218] *N*'-hydroxy-4-[1-methyl-7,8-bis(methyloxy)-3*H*-pyrazolo[3,4-*c*]isoquinolin-5-yl]benzenecarboximidamide: <sup>1</sup>H-NMR (400 MHz, *d*<sub>6</sub>-DMSO): 11.21 (bs, 1H), 8.87 (bs, 1H), 7.81 (dd, 4H), 7.67 (s, 1H), 7.34 (s, 1H), 4.05 (s, 3H), 3.73 (s, 3H), 2.82 (s, 3H), MS (EI) for C<sub>20</sub>H<sub>19</sub>N<sub>5</sub>O<sub>3</sub>: 378.2 (MH<sup>+</sup>).
- [0219] 2-hydroxy-5-[1-methyl-7,8-bis(methyloxy)-3*H*-pyrazolo[3,4-*c*]isoquinolin-5-yl]benzoic acid: <sup>1</sup>H-NMR (400 MHz, *d*<sub>6</sub>-DMSO): 8.14 (d, 1H), 7.88 (dd, 1H), 7.63 (s, 1H), 7.43 (s, 1H), 7.13 (d, 1H), 4.04 (s, 3H), 3.74 (s, 3H), 2.81 (s, 3H), MS (EI) for C<sub>20</sub>H<sub>17</sub>N<sub>3</sub>O<sub>5</sub>: 380.2 (MH<sup>+</sup>).
- [0220] 2-chloro-4-(1-methyl-3*H*-[1,3]dioxolo[4,5-*g*]pyrazolo[3,4-*c*]isoquinolin-5-yl)phenol: MS (EI) for C<sub>18</sub>H<sub>12</sub>ClN<sub>3</sub>O<sub>3</sub>: 354.2 (MH<sup>+</sup>).
- [0221] 2-chloro-4-(1,7-dimethyl-8-{[2-(methyloxy)ethyl]oxy}-3*H*-pyrazolo[3,4-*c*]isoquinolin-5-yl)phenol: <sup>1</sup>H-NMR (400 MHz, *d*<sub>6</sub>-DMSO): 10.78 (bs, 1H), 7.80 (d, 1H), 7.65 (d, 1H), 7.62 (s, 1H), 7.44 (dd, 1H), 7.17 (d, 1H), 4.38 (m, 2H), 3.80 (m, 2H), 3.37 (s, 3H), 2.84 (s, 3H), 2.26 (s, 3H), MS (EI) for C<sub>21</sub>H<sub>22</sub>ClN<sub>3</sub>O<sub>3</sub>: 400.2 (MH<sup>+</sup>).
- [0222] 1-methyl-7,8-bis(methyloxy)-5-(3-methylphenyl)-3*H*-pyrazolo[3,4-*c*]isoquinoline: <sup>1</sup>H NMR (400 MHz, *d*<sub>6</sub>-DMSO) δ 7.66 (s, 1H), 7.55-7.44 (m, 4H), 7.43 (s, 1H), 7.37 (d,



1H), 4.06 (s, 3H), 3.72 (s, 3H), 2.83 (s, 3H), 2.44 (s, 3H); MS (EI) for C<sub>20</sub>H<sub>19</sub>N<sub>3</sub>O<sub>2</sub>: 334 (MH<sup>+</sup>).

[0223] 5-(3-bromophenyl)-1-methyl-7,8-bis(methyloxy)-3H-pyrazolo[3,4-c]isoquinoline:  
<sup>1</sup>H NMR (400 MHz, d<sub>6</sub>-DMSO) δ 13.36 (br. s, 1H), 7.89 (s, 1H), 7.75 (m, 2H), 7.67 (s, 1H), 7.54 (t, 1H), 7.34 (s, 1H), 4.06 (s, 3H), 3.75 (s, 3H), 2.82 (s, 3H); MS (EI) for C<sub>19</sub>H<sub>16</sub>BrN<sub>3</sub>O<sub>2</sub>: 398 (MH<sup>+</sup>).

[0224] 4-[1-methyl-7,8-bis(methyloxy)-3H-pyrazolo[3,4-c]isoquinolin-5-yl]-2-(1-methylethyl)phenol: <sup>1</sup>H NMR (400 MHz, d<sub>6</sub>-DMSO) δ 9.83 (br. s, 1H), 7.65 (s, 1H), 7.53 (m, 2H), 7.43 (m, 1H), 6.99 (d, 1H), 4.07 (s, 3H), 3.76 (s, 3H), 3.33 (h, 1H), 2.83 (s, 3H), 1.23 (d, 6H); MS (EI) for C<sub>22</sub>H<sub>23</sub>N<sub>3</sub>O<sub>3</sub>: 378 (MH<sup>+</sup>).

[0225] 2-ethyl-4-[1-methyl-7,8-bis(methyloxy)-3H-pyrazolo[3,4-c]isoquinolin-5-yl]phenol: <sup>1</sup>H NMR (400 MHz, d<sub>6</sub>-DMSO) δ 9.76 (br. s, 1H), 7.62 (s, 1H), 7.52 (s, 1H), 7.47 (m, 1H), 7.41 (m, 1H), 6.96 (d, 1H), 4.05 (s, 3H), 3.75 (s, 3H), 2.82 (s, 3H), 2.65 (q, 2H), 1.20 (t, 3H); MS (EI) for C<sub>21</sub>H<sub>21</sub>N<sub>3</sub>O<sub>3</sub>: 364 (MH<sup>+</sup>).

[0226] 5-hydroxy-2-[1-methyl-7,8-bis(methyloxy)-3H-pyrazolo[3,4-c]isoquinolin-5-yl]-4H-pyran-4-one: <sup>1</sup>H NMR (400 MHz, d<sub>6</sub>-DMSO) δ 13.60 (br. s, 1H), 9.53 (s, 1H), 8.34 (s, 1H), 7.69 (s, 1H), 7.59 (s, 1H), 6.93 (s, 1H), 4.08 (s, 3H), 3.89 (s, 3H), 2.85 (s, 3H); MS (EI) for C<sub>18</sub>H<sub>15</sub>N<sub>3</sub>O<sub>5</sub>: 354 (MH<sup>+</sup>).

[0227] 2-[(difluoromethyl)oxy]-4-[1-methyl-7,8-bis(methyloxy)-3H-pyrazolo[3,4-c]isoquinolin-5-yl]phenol: <sup>1</sup>H NMR (400 MHz, d<sub>6</sub>-DMSO) δ 13.27 (s, 1H), 10.39 (s, 1H), 7.65 (s, 1H), 7.53-6.98 (m, 5H), 4.06 (s, 3H), 3.77 (s, 3H), 2.81 (s, 3H); MS (EI) for C<sub>20</sub>H<sub>17</sub>F<sub>2</sub>N<sub>3</sub>O<sub>4</sub>: 402 (MH<sup>+</sup>).

[0228] 5-[1-methyl-7,8-bis(methyloxy)-3H-pyrazolo[3,4-c]isoquinolin-5-yl]pyridin-2-ol: <sup>1</sup>H NMR (400 MHz, d<sub>6</sub>-DMSO) δ 13.28 (s, 1H), 11.95 (br. s, 1H), 7.88 (m, 1H), 7.82 (s, 1H), 7.64 (s, 1H), 7.46 (s, 1H), 6.51 (d, 1H), 4.05 (s, 3H), 3.84 (s, 3H), 2.80 (s, 3H); MS (EI) for C<sub>18</sub>H<sub>16</sub>N<sub>4</sub>O<sub>3</sub>: 337 (MH<sup>+</sup>).

[0229] 2,5-dimethyl-4-[1-methyl-7,8-bis(methyloxy)-3H-pyrazolo[3,4-c]isoquinolin-5-yl]phenol: <sup>1</sup>H NMR (400 MHz, d<sub>6</sub>-DMSO) δ 9.52 (br. s, 1H), 7.63 (s, 1H), 7.05 (s, 1H), 6.97 (s, 1H), 6.77 (s, 1H), 4.05 (s, 3H), 3.64 (s, 3H), 2.84 (s, 3H), 2.15 (s, 3H), 1.92 (s, 3H); MS (EI) for C<sub>21</sub>H<sub>21</sub>N<sub>3</sub>O<sub>3</sub>: 364 (MH<sup>+</sup>).

[0230] 2,3-dichloro-4-[1-methyl-7,8-bis(methyloxy)-3H-pyrazolo[3,4-c]isoquinolin-5-

yl]phenol:  $^1\text{H}$  NMR (400 MHz,  $d_6$ -DMSO)  $\delta$  11.01 (br. s, 1H), 7.66 (s, 1H), 7.33 (d, 1H), 7.14 (d, 1H), 6.89 (s, 1H), 4.06 (s, 3H), 3.64 (s, 3H), 2.83 (s, 3H); MS (EI) for  $\text{C}_{19}\text{H}_{15}\text{Cl}_2\text{N}_3\text{O}_3$ : 404 ( $\text{MH}^+$ ).

[0231] 2,5-dichloro-4-[1-methyl-7,8-bis(methyloxy)-3H-pyrazolo[3,4-c]isoquinolin-5-yl]phenol:  $^1\text{H}$  NMR (400 MHz,  $d_6$ -DMSO)  $\delta$  11.06 (s, 1H), 7.65 (s, 1H), 7.56 (s, 1H), 7.20 (s, 1H), 6.93 (s, 1H), 4.06 (s, 3H), 3.70 (s, 3H), 2.83 (s, 3H); MS (EI) for  $\text{C}_{19}\text{H}_{15}\text{Cl}_2\text{N}_3\text{O}_3$ : 404 ( $\text{MH}^+$ ).

[0232] 2,3-dimethyl-4-[1-methyl-7,8-bis(methyloxy)-3H-pyrazolo[3,4-c]isoquinolin-5-yl]phenol:  $^1\text{H}$  NMR (400 MHz,  $d_6$ -DMSO)  $\delta$  9.60 (br. s, 1H), 7.66 (s, 1H), 7.01 (d, 1H), 6.95 (s, 1H), 6.84 (d, 1H), 4.07 (s, 3H), 3.64 (s, 3H), 2.86 (s, 3H), 2.17 (s, 3H), 1.89 (s, 3H); MS (EI) for  $\text{C}_{21}\text{H}_{21}\text{N}_3\text{O}_3$ : 364 ( $\text{MH}^+$ ).

[0233] 3-chloro-4-[1-methyl-7,8-bis(methyloxy)-3H-pyrazolo[3,4-c]isoquinolin-5-yl]phenol:  $^1\text{H}$  NMR (400 MHz,  $d_6$ -DMSO)  $\delta$  10.20 (br. s, 1H), 7.63 (s, 1H), 7.33 (d, 1H), 6.99 (d, 1H), 6.90 (m, 2H), 4.06 (s, 3H), 3.55 (s, 3H), 2.82 (s, 3H); MS (EI) for  $\text{C}_{19}\text{H}_{16}\text{ClN}_3\text{O}_3$ : 370 ( $\text{MH}^+$ ).

[0234] 3-fluoro-4-[1-methyl-7,8-bis(methyloxy)-3H-pyrazolo[3,4-c]isoquinolin-5-yl]phenol:  $^1\text{H}$  NMR (400 MHz,  $d_6$ -DMSO)  $\delta$  10.25 (br. s, 1H), 7.63 (s, 1H), 7.40 (t, 1H), 7.10 (s, 1H), 6.76 (m, 2H), 4.40 (s, 3H), 3.70 (s, 3H), 2.82 (s, 3H); MS (EI) for  $\text{C}_{19}\text{H}_{16}\text{FN}_3\text{O}_3$ : 354 ( $\text{MH}^+$ ).

[0235] 2-chloro-5-fluoro-4-[1-methyl-7,8-bis(methyloxy)-3H-pyrazolo[3,4-c]isoquinolin-5-yl]phenol:  $^1\text{H}$  NMR (400 MHz,  $d_6$ -DMSO)  $\delta$  11.11 (br. s, 1H), 7.63 (s, 1H), 7.59 (d, 1H), 7.09 (d, 1H), 6.95 (d, 1H), 4.05 (s, 3H), 3.53 (s, 3H), 2.82 (s, 3H); MS (EI) for  $\text{C}_{19}\text{H}_{15}\text{ClFN}_3\text{O}_3$ : 388 ( $\text{MH}^+$ ).

[0236] 2-bromo-5-fluoro-4-[1-methyl-7,8-bis(methyloxy)-3H-pyrazolo[3,4-c]isoquinolin-5-yl]phenol:  $^1\text{H}$  NMR (400 MHz,  $d_6$ -DMSO)  $\delta$  13.31 (br. s, 1H), 11.15 (s, 1H), 7.71 (d, 1H), 7.63 (s, 1H), 7.09 (d, 1H), 6.93 (d, 1H), 4.04 (s, 3H), 3.73 (s, 3H), 2.82 (s, 3H); MS (EI) for  $\text{C}_{19}\text{H}_{15}\text{BrFN}_3\text{O}_3$ : 432 ( $\text{MH}^+$ ).

[0237] 4-[1,7-dimethyl-8-(methyloxy)-3H-pyrazolo[3,4-c]isoquinolin-5-yl]phenol.  $^1\text{H}$  NMR (400 MHz,  $d_6$ -DMSO): 7.81 (s, 1H), 7.57 (s, 1H), 7.49 (d, 2H), 6.97 (d, 2H), 4.06 (s, 3H), 2.84 (s, 3H), 2.25 (s, 3H); MS (EI) for  $\text{C}_{19}\text{H}_{17}\text{N}_3\text{O}_2$ : 320 ( $\text{MH}^+$ ).

[0238] 4-[9-chloro-1,7-dimethyl-8-(methyloxy)-3H-pyrazolo[3,4-c]isoquinolin-5-

yl]phenol. <sup>1</sup>H NMR (400 MHz, d<sub>6</sub>-DMSO): 10.10 (broad s, 1H), 7.80 (s, 1H), 7.28 (d, 2H), 6.90 (d, 2H), 2.90 (s, 3H), 2.31 (s, 3H); MS (EI) for C<sub>19</sub>H<sub>16</sub>N<sub>3</sub>O<sub>2</sub>Cl: 354 (MH<sup>+</sup>).

[0239] 2-chloro-4-[1,7-dimethyl-8-(methyloxy)-3H-pyrazolo[3,4-c]isoquinolin-5-yl]phenol. <sup>1</sup>H NMR (400 MHz, d<sub>6</sub>-DMSO): 7.80 (d, 1H), 7.65 (d, 1H), 7.60 (s, 1H), 7.46 (dd, 1H), 7.19 (d, 1H), 4.08 (s, 3H), 2.85 (s, 3H), 2.27 (s, 3H); MS (EI) for C<sub>19</sub>H<sub>16</sub>N<sub>3</sub>O<sub>2</sub>Cl: 354 (MH<sup>+</sup>).

[0240] 2-bromo-4-[1,7-dimethyl-8-(methyloxy)-3H-pyrazolo[3,4-c]isoquinolin-5-yl]phenol. <sup>1</sup>H NMR (400 MHz, d<sub>6</sub>-DMSO): 10.84 (broad s, 1H), 7.82 (dd, 2H), 7.63 (s, 1H), 7.51 (dd, 1H), 7.18 (d, 1H), 4.09 (s, 3H), 2.86 (s, 3H), 2.28 (s, 3H); MS (EI) for C<sub>19</sub>H<sub>16</sub>N<sub>3</sub>O<sub>2</sub>Br: 400 (MH<sup>+</sup>).

[0241] 2-chloro-4-[9-ethyl-1-methyl-8-(methyloxy)-3H-pyrazolo[3,4-c]isoquinolin-5-yl]phenol. <sup>1</sup>H NMR (400 MHz, d<sub>6</sub>-DMSO): 7.97 (d, 1H), 7.57 (d, 1H), 7.38 (dd, 2H), 7.14 (d, 1H), 3.98 (s, 3H), 3.30 (q, 2H), 2.87 (s, 3H), 1.24 (t, 3H); MS (EI) for C<sub>20</sub>H<sub>18</sub>N<sub>3</sub>O<sub>2</sub>Cl: 368 (MH<sup>+</sup>).

[0242] 5-(3-chloro-4-hydroxyphenyl)-8-fluoro-1-methyl-7-(methyloxy)-3H-pyrazolo[3,4-c]isoquinolin-6-ol. <sup>1</sup>H NMR (400 MHz, d<sub>4</sub>-MeOH): 7.49 (d, 1H), 7.41 (d, 1H), 7.21 (dd, 1H), 6.92 (d, 1H), 3.81 (s, 3H), 2.75 (s, 3H). MS (EI) for C<sub>18</sub>H<sub>14</sub>N<sub>3</sub>O<sub>3</sub>ClF: 375 (MH<sup>+</sup>).

[0243] 4-[1-methyl-6,7,8-tris(methyloxy)-3H-pyrazolo[3,4-c]isoquinolin-5-yl]phenol: <sup>1</sup>H NMR (400 MHz, d<sub>6</sub>-DMSO): 7.50 (s, 1H), 7.29 (d, 2H), 6.81 (d, 2H), 6.67 (s, 1H), 4.09 (s, 3H), 3.78 (s, 6H), 2.82 (s, 3H); MS (EI) for C<sub>20</sub>H<sub>19</sub>N<sub>3</sub>O<sub>4</sub>: 366 (MH<sup>+</sup>).

[0244] 4-[1-methyl-8-(methyloxy)-3H-pyrazolo[3,4-c]isoquinolin-5-yl]phenol: <sup>1</sup>H NMR (400 MHz, d<sub>6</sub>-DMSO): 8.03 (d, 1H), 7.65 (d, 1H), 7.52 (d, 2H), 7.18 (dd, 1H), 6.96 (d, 2H), 4.02 (s, 3H), 2.83 (s, 3H); MS (EI) for C<sub>18</sub>H<sub>15</sub>N<sub>3</sub>O<sub>2</sub>: 306 (MH<sup>+</sup>).

[0245] 4-[7-chloro-9-fluoro-1-methyl-8-(methyloxy)-3H-pyrazolo[3,4-c]isoquinolin-5-yl]phenol <sup>1</sup>H NMR (400 MHz, CD<sub>3</sub>OD): 7.96 (br s, 1H), 7.48 (d, 2H), 6.98 (d, 2H), 4.17 (s, 3H), 2.83 (br d, 3H); MS (EI) for C<sub>18</sub>H<sub>13</sub>N<sub>3</sub>O<sub>2</sub>FCl: 358 (MH<sup>+</sup>).

[0246] 1-methyl-7,8-bis(methyloxy)-5-(1H-pyrazol-5-yl)-3H-pyrazolo[3,4-c]isoquinoline hydrochloric acid salt: <sup>1</sup>H NMR (400 MHz, d<sub>6</sub>-DMSO): 10.80 (b, 1H), 8.88 (s, 1H), 7.92 (s, 1H), 7.62 (s, 1H), 7.02 (s, 1H), 4.06 (s, 3H), 3.88 (s, 3H), 2.82 (s, 3H); MS (EI) for C<sub>16</sub>H<sub>15</sub>N<sub>5</sub>O<sub>2</sub>: 310 (MH<sup>+</sup>).

[0247] 2-chloro-4-[6-chloro-1-methyl-7,8-bis(methyloxy)-3H-pyrazolo[3,4-c]isoquinolin-

5-yl]phenol hydrochloric acid salt  $^1\text{H}$  NMR (400 MHz,  $d_6$ -DMSO): 10.40 (b, 1H), 7.50 (s, 1H), 7.35 (s, 1H), 7.19-7.18 (d, 1H), 7.16-7.15 (d, 1H), 4.02 (s, 3H), 3.88 (s, 3H), 2.77 (s, 3H); MS (EI) for  $\text{C}_{19}\text{H}_{15}\text{Cl}_2\text{N}_3\text{O}_3$ : 459 ( $\text{MH}^+$ ).

[0248] 5-[3-chloro-4-(methyloxy)phenyl]-1-methyl-7,8-bis(methyloxy)-3H-pyrazolo[3,4-c]isoquinoline hydrochloric acid salt  $^1\text{H}$  NMR (400 MHz,  $d_6$ -DMSO): 7.81 (s, 1H), 7.75-7.73 (d, 1H), 7.67 (s, 1H), 7.45 (d, 1H), 7.36-7.34 (d, 1H), 4.07 (s, 3H), 3.98 (s, 3H), 3.57 (s, 3H), 2.84 (s, 3H); MS (EI) for  $\text{C}_{20}\text{H}_{18}\text{ClN}_3\text{O}_3$ : 384 ( $\text{MH}^+$ ).

### Example 3

[0249] 4-[1-ethyl-7,8-bis(methyloxy)-3H-pyrazolo[3,4-c]isoquinolin-5-yl]phenol trifluoroacetic acid salt: To a mixture of [3,4-bis(methyloxy)phenyl]acetonitrile (2.0 g, 11 mmol) and ethyl propanoate (1.61 mL, 14 mmol) in ethanol (4 mL) was added a sodium ethoxide solution (21%, 8.4 mL, 23 mmol), and the resulting mixture was heated at reflux for 18 hours. After cooling to room temperature, it was poured into a mixture of ice-water (50 mL). This aqueous mixture was washed with dichloromethane (3x 20 mL) then acidified to pH 1. The acidified mixture was extracted with ethyl acetate (3x30 mL). The combined extract was washed with saturated sodium bicarbonate solution, brine, dried over sodium sulfate, filtered and concentrated to give 2-[3,4-bis(methyloxy)phenyl]-3-oxopentanenitrile as a brown oil (0.8g, 3.4 mmol, 30% yield), MS (EI) for  $\text{C}_{13}\text{H}_{15}\text{NO}_3$ : 234 ( $\text{MH}^+$ ).

[0250] 2-[3,4-bis(methyloxy)phenyl]-3-oxopentanenitrile (100 mg, 0.43 mmol) was dissolved in ethanol (1 mL), and anhydrous hydrazine (98%, 16  $\mu\text{L}$ , 0.52 mmol) was added. The resulting mixture was heated at reflux for 1 hour. It was cooled, concentrated, and the residue was dried in vacuum for one hour. To this residue was added of 4-hydroxybenzaldehyde (79 mg, 0.64 mmol) and trifluoroacetic acid (1 mL), and the mixture was heated at 70°C for 18 hours. Then the reaction mixture was concentrated, dissolved in 10 mL of N,N-dimethylformamide and purified by preparatory HPLC (Shimadzu LC-8A HPLC, Waters Xterra C18 30mm x100mm column, acetonitrile-water-trifluoroacetic eluent). After concentration then lyophilization of the pure fractions 4-[1-ethyl-7,8-bis(methyloxy)-3H-pyrazolo[3,4-c]isoquinolin-5-yl]phenol trifluoroacetic acid salt (55 mg, 0.12 mmol, 28% yield) was obtained.  $^1\text{H}$  NMR (400 MHz,  $d_6$ -DMSO): 7.77 (s, 1H), 7.71-7.69 (d, 2H), 7.51 (s, 1H), 7.01-6.98 (d, 2H), 4.05 (s, 3H), 3.76 (s, 3H), 3.26-3.21 (q, 2H), 1.44-1.40 (t, 3H); MS (EI) for  $\text{C}_{20}\text{H}_{19}\text{N}_3\text{O}_3$ : 349 ( $\text{MH}^+$ ).

#### Example 4

[0251] 4-[7,8-bis(methyloxy)-1-(trifluoromethyl)-3H-pyrazolo[3,4-c]isoquinolin-5-yl]phenol trifluoroacetic acid salt: To a mixture of [3,4-bis(methyloxy)phenyl]acetonitrile (2.0 g, 11 mmol) and ethyl trifluoroacetate (1.7 mL, 14 mmol) in ethanol (4 mL) was added a sodium ethoxide solution (21%, 8.4 mL, 23 mmol), and the resulting mixture was heated at reflux for 18 hours. After cooling to room temperature, it was poured into a mixture of ice-water (50 mL). This aqueous mixture was washed with dichloromethane (3x 20 mL) then acidified to pH 1. The acidified mixture was extracted with ethyl acetate (3x30 mL). The combined extract was washed with aqueous sodium bicarbonate solution, brine, dried over sodium sulfate, filtered and concentrated to give 2-[3,4-bis(methyloxy)phenyl]-4,4,4-trifluoro-3-oxobutanenitrile as a brown oil (0.8g, 3.4 mmol, 30% yield), MS (EI) for  $C_{12}H_{10}F_3NO_3$ : 274 ( $MH^+$ ).

[0252] 2-[3,4-bis(methyloxy)phenyl]-4,4,4-trifluoro-3-oxobutanenitrile (100 mg, 0.37 mmol) was dissolved in benzene (10 mL), acetic acid (1 mL), and anhydrous hydrazine (98%, 12  $\mu$ L, 0.44 mmol). The resulting mixture was heated at reflux for 3 hours. It was cooled, concentrated, and the residue was basified with solid sodium bicarbonate, diluted with ethyl acetate (50mL), washed with water and brine (50 mL each), dried over sodium sulfate, filtered, concentrated, and the residue was dried in vacuum to give an oily residue. To this residue was added of 4-hydroxybenzaldehyde (67 mg, 0.55 mmol) and trifluoroacetic acid (1 mL), and the mixture was heated at 70°C for 18 hours. Then the reaction mixture was concentrated, dissolved in 10 mL of N,N-dimethylformamide and purified by preparatory HPLC (Shimadzu LC-8A HPLC, Waters Xterra C18 30mm x100mm column, acetonitrile-water-trifluoroacetic eluent). After concentration then then lyophilization of the pure fractions 4-[7,8-bis(methyloxy)-1-(trifluoromethyl)-3H-pyrazolo[3,4-c]isoquinolin-5-yl]phenol trifluoroacetic acid salt (56 mg, 0.11 mmol, 30% yield) was obtained.  $^1H$  NMR (400 MHz,  $d_6$ -DMSO): 7.63-7.61 (d, 2H), 7.59 (s, 1H), 7.58 (s, 1H), 6.99-6.97 (d, 2H), 4.00 (s, 3H), 3.80 (s, 3H); MS (EI) for  $C_{19}H_{14}N_3O_3F_3$ : 340 ( $MH^+$ ).

#### Example 5

[0253] 4-[1-(1-methylethyl)-7,8-bis(methyloxy)-3H-pyrazolo[3,4-c]isoquinolin-5-yl]phenol trifluoroacetic acid salt: To a mixture of [3,4-bis(methyloxy)phenyl]acetonitrile (2.0 g, 11 mmol) and ethyl 2-methylpropanoate (1.9 mL, 14 mmol) in ethanol (4 mL) was

added a sodium ethoxide solution (21%, 8.4 mL, 23 mmol), and the resulting mixture was heated at reflux for 18 hours. After cooling to room temperature, it was poured into a mixture of ice-water (50 mL). This aqueous mixture was washed with dichloromethane (3x 20 mL) then acidified to pH 1. The acidified mixture was extracted with ethyl acetate (3x30 mL). The combined extract was washed with aqueous sodium bicarbonate solution, brine, dried over sodium sulfate, filtered and concentrated to give 2-[3,4-bis(methyloxy)phenyl]-4-methyl-3-oxopentanenitrile as a brown oil (0.7g, 3.4 mmol, 28% yield), MS (EI) for  $C_{14}H_{17}NO_3$ : 248 ( $MH^+$ ).

[0254] 2-[3,4-bis(methyloxy)phenyl]-4-methyl-3-oxopentanenitrile (100 mg, 0.40 mmol) was dissolved in ethanol (1 mL), and anhydrous hydrazine (98%, 16  $\mu$ L, 0.52 mmol) was added. The resulting mixture was heated at reflux for 1 hour. It was cooled, concentrated, and the residue was dried in vacuum for one hour. To this residue was added of 4-hydroxybenzaldehyde (74 mg, 0.61 mmol) and trifluoroacetic acid (1 mL), and the mixture was heated at 70°C for 18 hours. Then the reaction mixture was concentrated, dissolved in 10 mL of N,N-dimethylformamide and purified by preparatory HPLC (Shimadzu LC-8A HPLC, Waters Xterra C18 30mm x100mm column, acetonitrile-water-trifluoroacetic eluent). After concentration and lyophilization of the pure fractions 4-[1-(1-methylethyl)-7,8-bis(methyloxy)-3H-pyrazolo[3,4-c]isoquinolin-5-yl]phenol trifluoroacetic acid salt (60 mg, 0.13 mmol, 33% yield) was obtained.  $^1H$  NMR (400 MHz,  $d_6$ -DMSO): 7.62-7.60 (d, 2H), 7.58 (s, 1H), 7.55 (s, 1H), 6.98-6.96 (d, 2H), 4.04 (s, 3H), 3.77-3.75 (m, 1H), 3.76 (s, 3H), 1.49-1.46 (d, 2H); MS (EI) for  $C_{21}H_{21}N_3O_3$ : 363 ( $MH^+$ ).

### Example 6

[0255] 4-[7,8-bis(methyloxy)-3H-pyrazolo[3,4-c]isoquinolin-5-yl]phenol trifluoroacetic acid salt: To a mixture of [3,4-bis(methyloxy)phenyl]acetonitrile (2.0 g, 11 mmol) and ethyl formate (1.1 mL, 14 mmol) in ethanol (4 mL) was added a sodium ethoxide solution (21%, 8.4 mL, 23 mmol), and the resulting mixture was heated at reflux for 18 hours. After cooling to room temperature, it was poured into a mixture of ice-water (50 mL). This aqueous mixture was washed with dichloromethane (3x 20 mL) then acidified to pH 1. The acidified mixture was extracted with ethyl acetate (3x30 mL). The combined extract was washed with aqueous sodium bicarbonate solution, brine, dried over sodium sulfate, filtered and concentrated to give 2-[3,4-bis(methyloxy)phenyl]-3-

oxopropanenitrile as a brown oil (2.0g, 9.8 mmol, 89% yield). MS (EI) for  $C_{11}H_{11}NO_3$ : 206 ( $MH^+$ ).

[0256] 2-[3,4-bis(methyloxy)phenyl]-3-oxopropanenitrile (100 mg, 0.49 mmol) was dissolved in ethanol (1 mL), and anhydrous hydrazine (98%, 19  $\mu$ L, 0.52 mmol) was added. The resulting mixture was heated at reflux for 1 hour. It was cooled, concentrated, and the residue was dried in vacuum for one hour. To this residue was added of 4-hydroxybenzaldehyde (89 mg, 0.61 mmol) and trifluoroacetic acid (1 mL), and the mixture was heated at 70°C for 18 hours. Then the reaction mixture was concentrated, dissolved in 10 mL of N,N-dimethylformamide and purified by preparatory HPLC (Shimadzu LC-8A HPLC, Waters Xterra C18 30mm x100mm column, acetonitrile-water-trifluoroacetic eluent). After concentration and lyophilization of the pure fractions 4-[7,8-bis(methyloxy)-3H-pyrazolo[3,4-c]isoquinolin-5-yl]phenol trifluoroacetic acid salt (60 mg, 0.15 mmol, 31% yield) was obtained.  $^1H$  NMR (400 MHz,  $d_6$ -DMSO): 8.62 (s, 1H), 7.90 (s, 1H), 7.62-7.60 (d, 2H), 7.48 (s, 1H), 6.98-6.96 (d, 2H), 4.06 (s, 3H), 3.78 (s, 3H); MS (EI) for  $C_{18}H_{15}N_3O_3$ : 322 ( $MH^+$ ).

[0257] Using the same or analogous synthetic techniques and/or substituting with alternative reagents, the following compounds of the invention were prepared:

[0258] 4-[6,8-bis(methyloxy)-3H-pyrazolo[3,4-c]isoquinolin-5-yl]phenol trifluoroacetic acid salt:  $^1H$  NMR (400 MHz,  $d_6$ -DMSO): 8.64 (s, 1H), 7.47 (s, 1H), 7.27-7.25 (d, 2H), 6.80-6.78 (d, 2H), 6.61 (s, 1H), 4.00 (s, 3H), 3.56 (s, 3H); MS (EI) for  $C_{18}H_{15}N_3O_3$ : 322 ( $MH^+$ ).

[0259] 4-[6,7,8-tris(methyloxy)-3H-pyrazolo[3,4-c]isoquinolin-5-yl]phenol trifluoroacetic acid salt:  $^1H$  NMR (400 MHz,  $d_6$ -DMSO): 8.62 (s, 1H), 7.73 (s, 1H), 7.32-7.30 (d, 2H), 6.82-6.80 (d, 2H), 4.05 (s, 3H), 3.80 (s, 6H); MS (EI) for  $C_{19}H_{17}N_3O_4$ : 352 ( $MH^+$ ).

### Example 7

[0260] 1-{[5-(4-hydroxyphenyl)-7,8-bis(methyloxy)-3H-pyrazolo[3,4-c]isoquinolin-1-yl]methyl}pyrrolidin-2-one: To a mixture of [3,4-bis(methyloxy)phenyl]acetonitrile (1.0 g, 5.5 mmol) and methyl (2-oxopyrrolidin-1-yl)acetate (1.0 g, 7.0 mmol) in ethanol (4 mL) was added a sodium ethoxide solution (21%, 4.2 mL, 11 mmol), and the resulting mixture was heated at reflux for 18 hours. After cooling to room temperature, it was poured into a mixture of ice-water (50 mL). This aqueous mixture was washed with dichloromethane

(3x 20 mL) then acidified to pH 1. The acidified mixture was extracted with ethyl acetate (3x30 mL). The combined extract was washed with aqueous sodium bicarbonate solution, brine, dried over sodium sulfate, filtered and concentrated to give 2-[3,4-bis(methyloxy)phenyl]-3-oxo-4-(2-oxopyrrolidin-1-yl)butanenitrile as a brown oil (0.43g, 1.4 mmol, 25% yield), MS (EI) for  $C_{16}H_{18}N_2O_4$ : 303 ( $MH^+$ ).

**[0261]** 2-[3,4-bis(methyloxy)phenyl]-3-oxo-4-(2-oxopyrrolidin-1-yl)butanenitrile (200 mg, 0.66 mmol) was dissolved in ethanol (2 mL), and anhydrous hydrazine (98%, 26  $\mu$ L, 0.79 mmol) was added. The resulting mixture was heated at reflux for 1 hour. It was cooled, concentrated, and the residue was dried in vacuum for one hour. To this residue was added of 4-hydroxybenzaldehyde (121 mg, 1.00 mmol) and trifluoroacetic acid (2 mL), and the mixture was heated at 70°C for 18 hours. Then the reaction mixture was concentrated, dissolved in 10 mL of N,N-dimethylformamide and purified by preparatory HPLC (Shimadzu LC-8A HPLC, Waters Xterra C18 30mm x100mm column, acetonitrile-water-trifluoroacetic eluent). After concentration and lyophilization of the pure fractions 5-{[5-(4-hydroxyphenyl)-7,8-bis(methyloxy)-3H-pyrazolo[3,4-c]isoquinolin-1-yl]methyl}pyrrolidin-2-one trifluoroacetic acid salt (65 mg, 0.12 mmol, 18% yield) was obtained.  $^1H$  NMR (400 MHz,  $d_6$ -DMSO): 9.80 (b, 1H), 7.74 (s, 1H), 7.56-7.54 (d, 2H), 7.48 (s, 1H), 6.94-6.92 (d, 2H), 4.01 (s, 3H), 3.73 (s, 3H), 3.41-3.35 (m, 1H), 3.18-3.13 (m, 2H), 2.36-2.28 (m, 2H), 1.88-1.77 (m, 2H); MS (EI) for  $C_{23}H_{22}N_4O_4$ : 419 ( $MH^+$ ).

### Example 8

**[0262]** 4-[7,8-bis(methyloxy)-1-piperidin-4-yl]-3H-pyrazolo[3,4-c]isoquinolin-5-ylphenol hydrochloride: To an ice-cooled solution of [3,4-bis(methyloxy)phenyl]acetonitrile (3.5 g, 20.0 mmol) in a mixture of tetrahydrofuran-DMF (4:1, 50 mL) 60% sodium hydride in mineral oil (0.97 g, 24.0 mmol) was added and the reaction mixture was stirred for 30 minutes, followed by the addition of 1-(1,1-dimethylethyl) 4-ethyl piperidine-1,4-dicarboxylate (5.15 g, 20.0 mmol). The reaction mixture was allowed to warm to room temperature and it was stirred for 18 h. The excess sodium hydride was quenched by the addition of methanol. It was diluted with water and ethyl acetate. The organic layer was separated and discarded. The aqueous layer was acidified to pH 2 by the addition of 2 M hydrochloric acid. It was extracted with ethyl acetate. The organic layer was separated and it was washed with brine, dried over anhydrous sodium sulfate and concentrated in vacuo.



The resulting crude product was purified by column chromatography (hexane-acetone 4:1) to result in 1,1-dimethylethyl 4-[[3,4-bis(methyloxy)phenyl](cyano)acetyl]piperidine-1-carboxylate (6.4 g, 83%). MS (EI) for  $C_{21}H_{28}N_2O_5$ : 411.1 ( $MNa^+$ ), 332.2 ( $M-tBu^+$ ).

[0263] A mixture of 1,1-dimethylethyl 4-[[3,4-bis(methyloxy)phenyl](cyano)acetyl]piperidine-1-carboxylate (2.2 g, 5.7 mmol), hydrazine dihydrochloride (0.72 g, 6.84 mmol) and triethyl amine (0.95 mL, 6.84 mmol) in ethanol (30 mL) was heated to 70 °C and stirred for 18 h. After cooling it to room temperature the solvent was evaporated and the crude was dissolved in ethyl acetate. The organic layer was washed with water, 10% aqueous citric acid and brine, dried over anhydrous sodium sulfate and concentrated in vacuo to give 1,1-dimethylethyl 4-{5-amino-4-[3,4-bis(methyloxy)phenyl]-1H-pyrazol-3-yl}piperidine-1-carboxylate (2.1 g, 91%).  $^1H$ -NMR (400 MHz,  $d_6$ -DMSO): 6.94 (d, 1H), 6.78 (d, 1H), 7.74 (dd, 1H), 4.26 (m, 2H), 3.88 (m, 2H), 3.75 (2s, 6H), 2.66 (m, 1H), 1.62 (m, 4H), 1.39 (s, 9H), MS (EI) for  $C_{21}H_{30}N_4O_4$ : 403.2 ( $MH^+$ ).

[0264] A solution of 1,1-dimethylethyl 4-{5-amino-4-[3,4-bis(methyloxy)phenyl]-1H-pyrazol-3-yl}piperidine-1-carboxylate (0.39 g, 0.97 mmol) and 4-hydroxybenzaldehyde (0.12 g, 0.97 mmol) was heated to 72 °C in trifluoroacetic acid (5 mL) for 18 h. The solvent was evaporated under reduced pressure and the residue was purified by reverse phase HPLC ( $CH_3CN/H_2O$  with 0.1% TFA) to give 4-[7,8-bis(methyloxy)-1-piperidin-4-yl-3H-pyrazolo[3,4-c]isoquinolin-5-yl]phenol trifluoroacetate (0.24 g, 61%). 53 mg (0.12 mmol) 4-[7,8-bis(methyloxy)-1-piperidin-4-yl-3H-pyrazolo[3,4-c]isoquinolin-5-yl]phenol trifluoroacetate was dissolved in ethanol (10 mL) and it was treated with polymer bound Hunig's base (Argonaut Technologies Inc. PS-DIEA, 3.44 mmol/g) for 30 minutes to adjust the pH to 7. The resin was filtered off and the filtrate was concentrated to dryness. The residue was treated with hydrogen chloride (4M in 1,4-dioxane, 3.0 mL). The precipitating solid was collected by filtration to result in 4-[7,8-bis(methyloxy)-1-piperidin-4-yl-3H-pyrazolo[3,4-c]isoquinolin-5-yl]phenol hydrochloride (42 mg, 89%).  $^1H$ -NMR (400 MHz,  $d_6$ -DMSO): 9.18 (s, 1H), 8.78 (s, 1H), 7.48 (d, 2H), 7.44 (d, 2H), 6.88 (d, 2H), 4.00, 3.68 (2s, 2x3H), 3.34 (m, 2H), 3.16 (m, 2H), 2.22 (m, 2H), 2.02 (m, 2H), 1.22 (m, 1H), MS (EI) for  $C_{23}H_{24}N_4O_3$ : 405.1 ( $MH^+$ ).

### Example 9

[0265] 4-(7,8-bis(methyloxy)-1-[[[(phenylmethyl)amino]methyl]-3H-pyrazolo[3,4-c]isoquinolin-5-yl]phenol: To an ice-cooled solution of benzyl-glycine ethyl ester (5.50

mL, 30.0 mmol) in tetrahydrofuran (100 mL) triethylamine (12.54 mL, 90.0 mmol) was added, followed by the dropwise addition of a solution of di-tert-butyl-dicarbonate (7.20 g, 33.0 mmol) in tetrahydrofuran (50 mL). The reaction mixture was stirred for 18 h at room temperature. The solvent was evaporated and the crude was dissolved in ethyl acetate. The organic layer was washed with water, 10% aqueous citric acid and brine, dried over anhydrous sodium sulfate and concentrated in vacuo. The resulting crude product was purified by column chromatography (hexane-ethyl acetate 9:1) to give ethyl N-{[(1,1-dimethylethyl)oxy]carbonyl}-N-(phenylmethyl)glycinate (7.6 g, 86%). <sup>1</sup>H-NMR (400 MHz, CDCl<sub>3</sub>): 7.28 (m, 5H), 4.51, 4.55 (2s, 2H), 4.16 (2dd, 4H), 3.91, 3.78 (2s, 2H), 1.47 (s, 9H), 1.25 (2t, 3H), GCMS for C<sub>16</sub>H<sub>23</sub>NO<sub>4</sub>: 192 (M-Boc<sup>+</sup>), 237 (M-tBu<sup>+</sup>).

[0266] 1,1-dimethylethyl {3-[3,4-bis(methyloxy)phenyl]-3-cyano-2-oxypropyl} (phenylmethyl)carbamate was prepared from [3,4-bis(methyloxy)phenyl]acetonitrile (2.72 g, 15.35 mmol) and ethyl N-{[(1,1-dimethylethyl)oxy]carbonyl}-N-(phenylmethyl)glycinate (4.50 g, 15.34 mmol) as described in EXAMPLE 8 (6.2 g, 95%). MS (EI) for C<sub>24</sub>H<sub>28</sub>N<sub>2</sub>O<sub>5</sub>: 447.3 (MNa<sup>+</sup>), 325.3 (M-Boc<sup>+</sup>).

[0267] A mixture of 1,1-dimethylethyl {3-[3,4-bis(methyloxy)phenyl]-3-cyano-2-oxypropyl}(phenylmethyl)carbamate (0.51 g, 1.20 mmol) and benzenesulfonohydrazide (0.21 g, 1.20 mmol) in ethanol (10 mL) was heated to 70 °C for 18 h. The solvent was evaporated and replaced with xylene (10 mL) The reaction mixture was stirred at 120 °C for another 18 h. The solvent was removed under reduced pressure and the crude product was purified by column chromatography (hexane-acetone 4:1) to give 1,1-dimethylethyl {[(5-amino-4-[3,4-bis(methyloxy)phenyl]-1-(phenylsulfonyl)-1H-pyrazol-3-yl)methyl}(phenylmethyl)carbamate (0.15 g, 21%). MS (EI) for C<sub>30</sub>H<sub>34</sub>N<sub>4</sub>O<sub>6</sub>S: 601.3 (MNa<sup>+</sup>), 579.3 (MH<sup>+</sup>), 523.2 (M-tBu<sup>+</sup>).

[0268] A solution of 1,1-dimethylethyl {[(5-amino-4-[3,4-bis(methyloxy)phenyl]-1-(phenylsulfonyl)-1H-pyrazol-3-yl)methyl}(phenylmethyl)carbamate (0.15 g, 0.26 mmol) and 4-hydroxybenzaldehyde (0.032 g, 0.26 mmol) was heated to 72 °C in trifluoroacetic acid (5 mL) for 18 h. The solvent was evaporated and the resulting crude product was purified by reverse phase HPLC (CH<sub>3</sub>CN/H<sub>2</sub>O with 0.1% TFA) to give 4-(7,8-bis(methyloxy)-1-1-[(phenylmethyl)amino]methyl)-3H-pyrazolo[3,4-c]isoquinolin-5-yl)phenol (0.062 g, 54%). MS (EI) for C<sub>26</sub>H<sub>24</sub>N<sub>4</sub>O<sub>3</sub>: 441.3 (MH<sup>+</sup>).

## Example 10

[0269] 4-(1-methyl-3*H*-pyrazolo[3,4-*c*]isoquinolin-5-yl)phenol: To a solution of  $\alpha$ -acetylacetonitrile (2 g, 12.6 mmol) in ethanol was added triethylamine (1.05 mL, 7.6 mmol) and hydrazine dihydrochloride (1.6 g, 15.1 mmol). The mixture was heated to 80 °C and stirred for 2 h before cooling to rt. The volatile materials were removed in vacuo. The crude residue was purified by flash chromatography (gradient: 5% methanol in CH<sub>2</sub>Cl<sub>2</sub> to 10% methanol in CH<sub>2</sub>Cl<sub>2</sub>) to provide 1.92 g of 3-methyl-4-phenyl-1*H*-pyrazol-5-amine (11.1 mmol, 88% yield). <sup>1</sup>H NMR (400 MHz, CDCl<sub>3</sub>):  $\delta$  7.40 (m, 2H), 7.34-7.32 (m, 2H), 7.27-7.23 (m, 1H), 3.71 (br s, 2H), 2.30 (s, 3H); MS (EI) for C<sub>10</sub>H<sub>11</sub>N<sub>3</sub>: 174 (MH<sup>+</sup>).

[0270] To 3-methyl-4-phenyl-1*H*-pyrazol-5-amine (173 mg, 1 mmol) was added 4-hydroxybenzaldehyde (244 mg, 2 mmol) and methanesulfonic acid (3 mL). The mixture was heated to 120 °C for 16 h. After cooling to rt, the mixture was diluted with ethyl acetate and then filtered through celite. The product was then extracted from the organic phase with NaOH (aq). The organic phase was discarded, and the aqueous extract was carefully neutralized with HCl (conc) and then extracted with ethyl acetate. The ethyl acetate extract was dried over sodium sulfate, filtered, and concentrated *in vacuo*. The crude residue was purified by flash chromatography (ethyl acetate) to provide 41.2 mg of 4-(1-methyl-3*H*-pyrazolo[3,4-*c*]isoquinolin-5-yl)phenol (0.15 mmol, 15% yield). <sup>1</sup>H-NMR (400 MHz, DMSO-*d*<sub>6</sub>):  $\delta$  13.42 (s, 1H), 9.81 (s, 1H), 8.34 (d, 1H), 8.11 (d, 1H), 7.87 (t, 1H), 7.50 (d, 2H), 6.94 (d, 2H), 2.79 (s, 3H); MS (EI) for C<sub>17</sub>H<sub>13</sub>N<sub>3</sub>O: 276 (MH<sup>+</sup>).

[0271] Using the same or analogous synthetic techniques and/or substituting with alternative reagents, the following compounds of the invention were prepared:

[0272] 2-chloro-4-(1-methyl-3*H*-pyrazolo[3,4-*c*]isoquinolin-5-yl)phenol <sup>1</sup>H NMR (400 MHz, DMSO-*d*<sub>6</sub>):  $\delta$  13.53 (s, 1H), 10.65 (s, 1H), 8.39 (d, 1H), 8.12 (d, 1H), 7.92 (t, 1H), 7.67 (d, 1H), 7.58 (t, 1H), 7.50 (dd, 1H), 7.16 (m, 1H), 2.81 (s, 3H); MS (EI) for C<sub>17</sub>H<sub>12</sub>ClN<sub>3</sub>O: 310 (MH<sup>+</sup>).

[0273] 2-bromo-4-(1-methyl-3*H*-pyrazolo[3,4-*c*]isoquinolin-5-yl)phenol <sup>1</sup>H NMR (400 MHz, DMSO-*d*<sub>6</sub>):  $\delta$  13.48 (s, 1H), 10.69 (s, 1H), 8.36 (d, 1H), 8.09 (d, 1H), 7.89 (t, 1H), 7.78 (d, 1H), 7.57-7.50 (m, 2H), 7.12 (d, 1H), 2.80 (s, 3H); MS (EI) for C<sub>17</sub>H<sub>12</sub>BrN<sub>3</sub>O: 354, 356 (MH<sup>+</sup>).

**Example 11**

[0274] 4-{7,8-bis(methyloxy)-1-[(methyloxy)methyl]-3H-pyrazolo[3,4-c]isoquinolin-5-yl}-2-chlorophenol hydrochloride salt: To a mixture of [3,4-bis(methyloxy)phenyl]acetonitrile (2.0 g, 11 mmol) and ethyl (methyloxy)acetate (1.65g, 14 mmol) in ethanol (4 mL) was added a sodium ethoxide solution (21%, 8.4 mL, 23 mmol), and the resulting mixture was heated at reflux for 18 hours. After cooling to room temperature, it was poured into a mixture of ice-water (50 mL). This aqueous mixture was washed with dichloromethane (3x 20 mL) to remove all non-basic organic impurities, and then it was acidified to pH of 1. The acidified mixture was extracted with ethyl acetate (3x30 mL). The combined extract was washed with aqueous sodium bicarbonate solution, brine, dried over sodium sulfate, filtered and concentrated to give 2-[3,4-bis(methyloxy)phenyl]-4-(methyloxy)-3-oxobutanenitrile as a brown oil (1.8g, 7.2 mmol, 66% yield), MS (EI) for  $C_{13}H_{15}NO_4$ : 250 ( $MH^+$ ).

[0275] To a solution of 2-[3,4-bis(methyloxy)phenyl]-4-(methyloxy)-3-oxobutanenitrile (200 mg, 0.8 mmol) in ethanol (5 mL) was added hydrazine dihydrochloride (101 mg, 0.9 mmol). The resulting mixture was heated at reflux for 1 hour. It was cooled, pour into a saturated sodium bicarbonate solution (10 mL), and the mixture was extracted with ethyl acetate (3x10 mL). The combined extract was washed with water and brine (30 mL each), dried over sodium sulfate, filtered and concentrated to give oily residue. To this residue was added of 3-chloro-4-hydroxybenzaldehyde (189 mg, 1.2 mmol) and trifluoroacetic acid (3 mL), and the resulting mixture was heated at 70°C for 18 hours. Then the reaction mixture was concentrated, dissolved in 10 mL of N,N-dimethylformamide and purified by preparatory reverse phase HPLC (Shimadzu LC-8A HPLC, Waters Xterra C18 30mm x100mm column, acetonitrile-water-trifluoroacetic buffer). After lyophilization of the pure fractions a yellow powder was obtained. The solid was dissolved in 4mL of 1:1 methanol: 4N hydrogen chloride in dioxane, and evaporated to dryness (repeated three times) to give 4-{7,8-bis(methyloxy)-1-[(methyloxy)methyl]-3H-pyrazolo[3,4-c]isoquinolin-5-yl}-2-chlorophenol hydrochloride salt (101 mg, 0.23 mmol, 29% yield).  $^1H$  NMR (400 MHz,  $d_6$ -DMSO): 10.64 (b, 1H), 7.82 (s, 1H), 7.71 (s, 1H), 7.58-7.56 (d, 1H), 7.45 (s, 1H), 7.17-7.15 (d, 1H), 4.92 (s, 2H), 4.02 (s, 3H), 3.78 (s, 3H); MS (EI) for  $C_{20}H_{18}ClN_3O_4$ : 400 ( $MH^+$ ).

## Example 12

[0276] 4-(1-methyl-3*H*-benzo[*e*]indazol-5-yl)phenol: To a solution of 0.625 g (2.80 mmol) 4-bromonaphthalen-2-ol in dichloroethane (2.5 mL) was added aluminum chloride (0.561 g, 4.20 mmol), followed by acetyl chloride (0.20 mL, 2.8 mmol). The solution was refluxed for 2h, then poured into 50mL ice-cold 1M hydrochloric acid. This solution was extracted with dichloromethane (2 x 100 mL). The combined organic layers were dried over sodium sulfate, filtered and concentrated *in vacuo*. Column chromatography (SiO<sub>2</sub>, 3:1 hexanes/ethyl acetate) gave 0.619g (83%) of 1-(4-bromo-2-hydroxynaphthalen-1-yl)ethanone as a pale pink solid. <sup>1</sup>H NMR (400 MHz, d<sub>6</sub>-DMSO): 13.22 (s, 1H), 8.25 (d, 1H), 8.04 (d, 1H), 7.61 (dt, 1H), 7.51 (s, 1H), 7.49 (t, 1H), 2.83 (s, 3H); MS (EI) for C<sub>12</sub>H<sub>9</sub>O<sub>2</sub>Br: 265 (MH<sup>+</sup>), 267 (M + 2).

[0277] A mixture of 1-(4-bromo-2-hydroxynaphthalen-1-yl)ethanone (0.255 g, 0.96 mmol), (4-hydroxyphenyl)boronic acid (0.140g, 1.06mmol), Pd(PPh<sub>3</sub>)<sub>4</sub> (0.056 g, 0.048 mmol) and potassium carbonate (0.4 g, 2.88 mmol) in water (9.7 mL) in dioxane (32.0 mL) was flushed with nitrogen, sealed and heated for 2h in a 100°C oil bath. The solution was cooled to room temperature and partitioned between 200mL of 10% methanol in ethyl acetate and 100mL saturated aqueous sodium chloride. The layers were separated and the aqueous layer was extracted (2 x 50 mL 10% methanol in ethyl acetate). The combined organic layers were dried over sodium sulfate, filtered and concentrated *in vacuo*. Column chromatography (SiO<sub>2</sub>, 5:1 hexanes/ethyl acetate) gave 0.223g (83%) of 1-[2-hydroxy-4-(4-hydroxyphenyl)naphthalen-1-yl]ethanone. <sup>1</sup>H NMR (400 MHz, d<sub>6</sub>-DMSO): 8.11 (d, 1H), 7.87 (d, 1H), 7.56 (dt, 1H), 7.33 (m, 3H), 7.07 (s, 1H), 6.99 (d, 2H), 2.89 (s, 3H); MS (EI) for C<sub>18</sub>H<sub>14</sub>O<sub>3</sub>: 279 (MH<sup>+</sup>).

[0278] A solution of 1-[2-hydroxy-4-(4-hydroxyphenyl)naphthalen-1-yl]ethanone (0.223 g, 0.8 mmol), and 35% aqueous hydrazine (0.72 mL, 8.0 mmol) in diethylene glycol (2.7 mL) was heated using a reflux condenser in a 170°C oil bath for 12h, then 190°C for 2h until 95% complete conversion was observed. The crude solution was purified directly via preparative reverse phase HPLC (CH<sub>3</sub>CN/H<sub>2</sub>O/TFA eluent) to give 0.132g (60% yield) of 4-(1-methyl-3*H*-benzo[*e*]indazol-5-yl)phenol. <sup>1</sup>H NMR (400 MHz, d<sub>6</sub>-DMSO): 9.62 (broad s, 1H), 8.37 (d, 1H), 7.82 (d, 1H), 7.65 (dt, 1H), 7.42 (dt, 1H), 7.39 (s, 1H), 7.30 (dd, 2H), 6.93 (s, 2H), 2.82 (s, 3H); MS (EI) for C<sub>18</sub>H<sub>14</sub>N<sub>2</sub>O: 275 (MH<sup>+</sup>).

## Example 13

[0279] 4-{1-methyl-8-(methyloxy)-7-[(piperidin-4-ylmethyl)oxy]-3H-pyrazolo[3,4-c]isoquinolin-5-yl}phenol: 4-Hydroxy-3-methoxyphenylacetonitrile (1.01 g, 6.20 mmol) was dissolved in dimethylformamide (4 mL) and potassium carbonate (4.28 g, 31.0 mmol) was added followed by 1,1-dimethylethyl 4-[[[(methylsulfonyl)oxy]methyl]piperidine-1-carboxylate (2.00 g, 6.82 mmol). The mixture was stirred at 70°C for 14 h and then concentrated *in vacuo*. The residual oil was partitioned between ethyl acetate and 1N sodium hydroxide. The organic portion was washed with 1 N sodium hydroxide. The aqueous portion was back-extracted with ethyl acetate. The combined organic portion was washed with water, brine, dried over sodium sulfate, filtered and concentrated *in vacuo* to afford a semi-solid which was collected by filtration after trituration with hexanes/ether to afford 1,1-dimethylethyl 4-([4-(cyanomethyl)-2-(methyloxy)phenyl]oxy)methyl piperidine-1-carboxylate as a light brown solid (1.72 g, 4.78 mmol, 77% yield). <sup>1</sup>H NMR (400 MHz, CDCl<sub>3</sub>): 6.84-6.83 (m, 2H), 6.82-6.81 (m, 1H), 4.28-4.02 (m, 2H), 3.85 (s, 3H), 3.83 (d, 2H), 3.70 (s, 2H), 2.81-2.66 (m, 2H), 2.10-1.98 (m, 1H), 1.89-1.82 (m, 2H), 1.46 (s, 9H), 1.25 (qd, 2H); MS (EI) for C<sub>20</sub>H<sub>28</sub>N<sub>2</sub>O<sub>4</sub>: 383 (MNa<sup>+</sup>).

[0280] To NaH (60 wt. % dispersion in oil; 0.42 g, 10.5 mmol) suspended in THF (20 mL) was added 1,1-dimethylethyl 4-([4-(cyanomethyl)-2-(methyloxy)phenyl]oxy)methyl piperidine-1-carboxylate (1.73 g, 4.81 mmol) and then anhydrous ethyl acetate (0.559 mL, 5.73 mmol). The mixture was stirred at 60°C for 15 h. The mixture was cooled to room temperature, was acidified with 4 N HCl in dioxane (2 mL, 8 mmol) and was concentrated *in vacuo*. The residue was partitioned between 1 N hydrochloric acid and ethyl acetate. The organic portion was washed with water, brine, dried over sodium sulfate, filtered and concentrated *in vacuo* to afford a red oil which was dissolved in ethanol (20 mL) and treated with hydrazine (0.185 mL, 5.84 mmol) at reflux for 1 h. The mixture was concentrated *in vacuo* and dried *in vacuo* to afford 1,1-dimethylethyl 4-([4-(5-amino-3-methyl-1H-pyrazol-4-yl)-2-(methyloxy)phenyl]oxy)methyl piperidine-1-carboxylate as a red foam (2.00 g, 4.81 mmol, 100% yield). MS (EI) for C<sub>22</sub>H<sub>32</sub>N<sub>4</sub>O<sub>4</sub>: 417 (MH<sup>+</sup>), 439 (MNa<sup>+</sup>).

[0281] A mixture of 1,1-dimethylethyl 4-([4-(5-amino-3-methyl-1H-pyrazol-4-yl)-2-(methyloxy)phenyl]oxy)methyl piperidine-1-carboxylate (100 mg, 0.24 mmol) and 4-hydroxybenzaldehyde (44 mg, 0.36 mmol) was dissolved in TFA (1 mL) and heated to 75 °C for 15 h. After cooling to rt, the mixture was diluted with DMF and purified by

preparative reverse phase HPLC. The fractions containing the desired product were concentrated and lyophilized to yield 4-{1-methyl-8-(methyloxy)-7-[(piperidin-4-yl)methyl]oxy}-3*H*-pyrazolo[3,4-*c*]isoquinolin-5-yl}phenol hydrogen trifluoroacetate (26.2 mg, 20% yield). <sup>1</sup>H NMR (400 MHz, d<sub>6</sub>-DMSO): 8.64-8.54 (m, 1H), 8.28-8.18 (m, 1H), 7.64 (s, 1H), 7.57-7.54 (m, 2H), 7.49 (s, 1H), 6.95-6.91 (m, 2H), 4.05 (s, 3H), 3.82 (d, 2H), 3.31 (d, 2H), 2.92 (q, 2H), 2.81 (s, 3H), 2.16-2.04 (m, 1H), 1.94 (d, 2H), 1.53-1.42 (m, 2H); MS (EI) for C<sub>24</sub>H<sub>26</sub>N<sub>4</sub>O<sub>3</sub>: 419 (MH<sup>+</sup>).

[0282] Using the same or analogous synthetic techniques and/or substituting with alternative reagents, the following compounds of the invention were prepared:

[0283] 4-{1-methyl-8-(methyloxy)-7-[(2-morpholin-4-ylethyl)oxy]-3*H*-pyrazolo[3,4-*c*]isoquinolin-5-yl}phenol: <sup>1</sup>H NMR (400 MHz, d<sub>6</sub>-DMSO): 13.2 (br s, 1H), 9.78 (s, 1H), 7.62 (s, 1H), 7.54 (s, 1H), 7.51 (d, 2H), 6.92 (d, 2H), 4.08-4.02 (m, 5H), 3.56-3.50 (m, 4H), 2.79 (s, 3H), 2.67 (t, 2H), 2.46-2.40 (m, 4H); MS (EI) for C<sub>24</sub>H<sub>26</sub>N<sub>4</sub>O<sub>4</sub>: 435 (MH<sup>+</sup>).

[0284] 4-[7-(ethyloxy)-1-methyl-8-(methyloxy)-3*H*-pyrazolo[3,4-*c*]isoquinolin-5-yl]phenol. <sup>1</sup>H NMR (400MHz, CD<sub>3</sub>OD): 7.74 (s, 1H), 7.65-7.63 (m, 2H), 7.49 (s, 1H), 7.10-7.07 (m, 2H), 6.78-6.74 (m, 1H), 4.17 (s, 3H), 3.83.00(s, 2H), 2.97 (s, 3H), 1.45-1.41 (m, 3H). MS (EI) for C<sub>20</sub>H<sub>19</sub>N<sub>3</sub>O<sub>3</sub>: 350 (MH<sup>+</sup>).

[0285] 4-{1-methyl-8-(methyloxy)-7-[(2-morpholin-4-ylethyl)oxy]-3*H*-pyrazolo[3,4-*c*]isoquinolin-5-yl}phenol: <sup>1</sup>H NMR (400 MHz, d<sub>6</sub>-DMSO): 13.2 (br s, 1H), 9.78 (s, 1H), 7.62 (s, 1H), 7.54 (s, 1H), 7.51 (d, 2H), 6.92 (d, 2H), 4.08-4.02 (m, 5H), 3.56-3.50 (m, 4H), 2.79 (s, 3H), 2.67 (t, 2H), 2.46-2.40 (m, 4H); MS (EI) for C<sub>24</sub>H<sub>26</sub>N<sub>4</sub>O<sub>4</sub>: 435 (MH<sup>+</sup>).

#### Example 14

[0286] 4-(1-methyl-7-(methyloxy)-8-[(1-methylpiperidin-4-yl)methyl]oxy)-3*H*-pyrazolo[3,4-*c*]isoquinolin-5-yl}phenol hydrochloride: To a solution of methyl 3-hydroxy-4-methoxy benzoate (2.0 g, 11 mmol) in DMF (25 mL) was added cesium carbonate (7.2 g, 22 mmol) and 1,1-dimethylethyl 4-[(methylsulfonyl)oxy]methyl}piperidine-1-carboxylate (3.2 g, 11 mmol). The mixture was heated to 70 °C and stirred for 2 h. After cooling to rt, water was added and the resulting aqueous mixture was extracted with ether followed by ethyl acetate. The organic layers were combined, dried over sodium sulfate, filtered, and concentrated *in vacuo*. The crude residue was purified by flash chromatography (70% hexanes, 30% ethyl acetate) to provide 3.54 g of 1,1-dimethylethyl

4-[(2-(methyloxy)-5-[(methyloxy)carbonyl]phenyl)oxy)methyl]piperidine-1-carboxylate (9.3 mmol, 85 % yield).  $^1\text{H}$  NMR (400 MHz,  $\text{CDCl}_3$ ):  $\delta$  7.69-7.66 (dd, 1H), 7.52 (d, 1H), 6.88 (d, 1H), 4.15 (br m, 2H), 3.92 (s, 3H), 3.91-3.88 (m, 2H), 3.90 (s, 3H), 2.76 (br m, 2H), 2.06 (m, 1H), 1.88 (br d, 2H), 1.47 (s, 9H), 1.31-1.25 (m, 2H); MS (EI) for  $\text{C}_{20}\text{H}_{29}\text{NO}_6$ : 402 ( $\text{MNa}^+$ ).

[0287] 1,1-Dimethylethyl 4-[(2-(methyloxy)-5-[(methyloxy)carbonyl]phenyl)oxy)methyl]piperidine-1-carboxylate (3.34 g, 8.8 mmol) was dissolved in THF (30 mL) and the resulting solution was cooled with an ice bath. A solution of LAH in THF (1 M, 8.8 mmol, 8.8 mL) was added by syringe. The reaction vessel was removed from the ice bath, and the reaction mixture was allowed to warm to rt. After 2 h at rt, the mixture was quenched by cautious sequential addition of water (0.33 mL), 15% NaOH (aq) (0.33 mL), and water (1 mL). During the quench, a white precipitate formed. The solid was removed by filtration through celite and was rinsed with ether. The combined organic layers were washed with dilute hydrochloric acid to then dried over sodium sulfate, filtered, and concentrated to provide 1.88 g of 1,1-dimethylethyl 4-([5-(hydroxymethyl)-2-(methyloxy)phenyl]oxy)methylpiperidine-1-carboxylate (5.4 mmol, 61% yield).  $^1\text{H}$  NMR (400 MHz,  $\text{CDCl}_3$ ):  $\delta$  6.93-6.85 (m, 3H), 4.62 (d, 2H), 4.15 (br m, 2H), 3.87 (m, 2H), 3.86 (s, 3H), 2.76 (br m, 2H), 2.06 (m, 1H), 1.88 (br d, 2H), 1.47 (s, 9H), 1.28 (m, 2H).

[0288] To a solution of 1,1-dimethylethyl 4-([5-(hydroxymethyl)-2-(methyloxy)phenyl]oxy)methylpiperidine-1-carboxylate (1.88 g, 5.4 mmol) in dichloromethane (14 mL) was added triethylamine (2.3 mL, 16.2 mmol). The resulting mixture was cooled with an ice bath, and methanesulfonyl chloride (0.84 mL, 10.8 mmol) was added dropwise. The mixture was allowed to warm to room temperature and a white precipitate formed. After 2.5 h, the solvent was removed and the residue was dissolved in water, which was subsequently extracted twice with ethyl acetate. The organic layers were combined, dried over sodium sulfate, filtered, and concentrated to provide a yellow oil. To the oil was added DMF (10 mL) and potassium cyanide (703 mg, 10.8 mmol). The resulting mixture was stirred at rt for 15 h. Water was then added, and the aqueous mixture was extracted twice with ethyl acetate. The organic layers were combined, washed with brine, dried over sodium sulfate, filtered, and concentrated. The residue was purified by flash chromatography (60% hexanes, 40% ethyl acetate) to provide 800 mg of 1,1-dimethylethyl 4-([5-(cyanomethyl)-2-(methyloxy)phenyl]oxy)methylpiperidine-1-



carboxylate (2.2 mmol, 41% yield). <sup>1</sup>H NMR (400 MHz, CDCl<sub>3</sub>): δ 6.89-6.81 (m, 3H), 4.15 (br m, 2H), 3.86 (s, 3H), 3.86-3.83 (m, 2H), 3.69 (s, 2H), 2.76 (br m, 2H), 2.10-2.00 (m, 1H), 1.87 (br d, 2H), 1.47 (s, 9H), 1.31-1.20 (m, 2H); MS (EI) for C<sub>20</sub>H<sub>28</sub>N<sub>2</sub>O<sub>4</sub>: 383 (MNa<sup>+</sup>).

[0289] 1,1-Dimethylethyl 4-([5-(cyanomethyl)-2-(methyloxy)phenyl]oxy)methyl piperidine-1-carboxylate (800 mg, 2.2 mmol) was dissolved in THF (5 mL) to which was added sodium hydride (60% dispersion in mineral oil, 176 mg, 4.4 mmol) followed by ethyl acetate (258 μL, 2.6 mmol). The mixture was heated to 60 °C and stirred for 16 h. After cooling to rt, the mixture was neutralized with HCl (4 N in dioxane, 1 mL). The solvents were removed and to the residue was added dilute hydrochloric acid. The aqueous mixture was extracted twice with ethyl acetate. The organic extracts were combined, dried over sodium sulfate, filtered, and concentrated to provide a brown oil. The brown oil was dissolved in ethanol (10 mL). After the addition of hydrazine (108 μL, 3.5 mmol), the solution was heated to 90 °C for 3 hours then cooled to room temperature. The solvent was removed *in vacuo*, and the residue purified by flash chromatography (5% methanol in dichloromethane) to provide 682 mg of 1,1-dimethylethyl 4-([5-(5-amino-3-methyl-1*H*-pyrazol-4-yl)-2-(methyloxy)-phenyl]oxy)methyl)piperidine-1-carboxylate as a yellow solid (1.7 mmol, 77% yield). <sup>1</sup>H NMR (400 MHz, CDCl<sub>3</sub>): δ 6.95-6.86 (m, 3H), 4.14 (br m, 2H), 3.88 (s, 3H), 3.85 (d, 2H), 3.08-2.78 (br m, 4H), 2.26 (s, 3H), 2.06 (m, 1H), 1.87 (br d, 2H), 1.46 (s, 9H), 1.30-1.21 (m, 2H); MS (EI) for C<sub>22</sub>H<sub>32</sub>N<sub>4</sub>O<sub>4</sub>: 417 (MH<sup>+</sup>).

[0290] To 1,1-dimethylethyl 4-([5-(5-amino-3-methyl-1*H*-pyrazol-4-yl)-2-(methyloxy)-phenyl]oxy)methyl)piperidine-1-carboxylate (529 mg, 1.27 mmol) in dichloromethane was added 4-hydroxybenzaldehyde (232 mg, 1.9 mmol) and TFA (5 mL). The mixture was heated to 70 °C in a open reaction vessel. After stirring 22 h at 70 °C the volatile residue was removed *in vacuo*. To the resulting orange oil was added 37% aqueous formaldehyde (1 mL) and formic acid (10 mL). The mixture was heated to 95 °C for 17 h then cooled to room temperature. The solvents were removed *in vacuo*. The residue was subsequently dissolved in DMF (2 mL) to which was added DMAP (165 mg, 1.35 mmol) and di-*t*-butyl dicarbonate (100 mg, 0.45 mmol). The mixture was stirred at room temperature for 15 h. The reaction mixture was diluted with water and the resulting aqueous mixture was extracted with ethyl acetate. The organic phase was then dried over sodium sulfate, filtered, and concentrated *in vacuo*. The residue was purified by flash

chromatography (90% CHCl<sub>3</sub>: 9.2% methanol : 0.8% concentrated ammonium hydroxide). The fractions containing the desired product were concentrated, and then further purified by preparative reverse phase HPLC. The clean fractions were concentrated providing 32.0 mg of 1,1-dimethylethyl 4-{1-methyl-7-(methyloxy)-8-[(1-methylpiperidin-4-yl)methyl]oxy}-3*H*-pyrazolo[3,4-*c*]isoquinolin-5-yl}phenyl carbonate trifluoroacetate (0.06 mmol, 5% yield).

[0291] 1,1-Dimethylethyl 4-{1-methyl-7-(methyloxy)-8-[(1-methylpiperidin-4-yl)methyl]oxy}-3*H*-pyrazolo[3,4-*c*]isoquinolin-5-yl}phenyl carbonate trifluoroacetate (32 mg, 0.049 mmol) was taken into 4 N HCl in dioxane and the mixture was stirred for 1 h at rt. The reaction mixture was concentrated *in vacuo*. The resulting residue was dissolved in water, frozen, and lyophilized. 4-(1-methyl-7-(methyloxy)-8-[(1-methylpiperidin-4-yl)methyl]oxy)-3*H*-pyrazolo[3,4-*c*]isoquinolin-5-yl}phenol hydrochloride was isolated as a solid (13.0 mg, 0.028 mmol, 57% yield). <sup>1</sup>H NMR (400 MHz, DMSO-*d*<sub>6</sub>): δ 9.71 (br m, 2H), 7.59 (d, 2H), 7.54 (d, 2H), 6.94 (m, 2H), 4.18 (d, 2H), 3.76 (s, 3H), 3.04-2.96 (m, 2H), 2.81 (s, 3H), 2.82-2.74 (m, 2H), 2.15 (m, 1H), 2.04 (br d, 2H), 1.67-1.61 (m, 2H); MS (EI) for C<sub>25</sub>H<sub>28</sub>N<sub>4</sub>O<sub>3</sub>: 433 (MH<sup>+</sup>).

[0292] Using the same or analogous synthetic techniques and/or substituting with alternative reagents, the following compounds of the invention were prepared:

[0293] 4-{1-methyl-7-(methyloxy)-8-[(piperidin-4-ylmethyl)oxy]-3*H*-pyrazolo[3,4-*c*]isoquinolin-5-yl}phenol trifluoroacetate: <sup>1</sup>H NMR (400 MHz, *d*<sub>6</sub>-DMSO): 9.82 (s br, 1H), 8.60 (d, 1H), 8.31-8.29 (m, 1H), 7.62 (s, 1H), 7.57-7.53 (m, 2H), 7.50 (s, 1H), 6.95-6.90 (m, 2H), 4.18 (d, 2H), 3.75 (s, 3H), 3.35 (d, 2H), 2.96 (q, 2H), 2.80 (s, 3H), 2.25-2.15 (m, 1H), 1.99 (d, 2H), 1.60-1.50 (m, 2H); MS (EI) for C<sub>24</sub>H<sub>26</sub>N<sub>4</sub>O<sub>3</sub>: 419 (MH<sup>+</sup>).

[0294] 4-[8-[(1-acetylpiperidin-4-yl)methyl]oxy]-1-methyl-7-(methyloxy)-3*H*-pyrazolo[3,4-*c*]isoquinolin-5-yl]-2-chlorophenol hydrochloride <sup>1</sup>H NMR (400 MHz, DMSO-*d*<sub>6</sub>): δ 13.23 (s, 1H), 7.67 (s, 1H), 7.61 (s, 1H), 7.52 (d, 1H), 7.46 (s, 1H), 7.12 (d, 1H), 4.42 (d, 1H), 4.16 (d, 2H), 3.87 (d, 1H), 3.76 (s, 3H), 3.08 (t, 1H), 2.79 (s, 3H), 2.59 (t, 1H), 2.14 (br s, 1H), 2.01 (s, 3H), 1.85 (br t, 2H), 1.34-1.18 (m, 2H); MS (EI) for C<sub>26</sub>H<sub>27</sub>ClN<sub>4</sub>O<sub>4</sub>: 497 (MH<sup>+</sup>).

[0295] 2-chloro-4-[1-methyl-8-[(1-methylethyl)oxy]-7-(methyloxy)-3*H*-pyrazolo[3,4-*c*]isoquinolin-5-yl}phenol hydrochloride <sup>1</sup>H NMR (400 MHz, DMSO-*d*<sub>6</sub>): δ 10.79 (s, 1H), 7.75 (d, 1H), 7.64 (s, 1H), 7.58 (dd, 1H), 7.46 (s, 1H), 7.19 (d, 1H), 5.03 (m, 1H), 3.77 (s,

3H), 2.82 (s, 3H), 1.43 (d, 6H); MS (EI) for  $C_{21}H_{20}ClN_3O_3$ : 398 ( $MH^+$ ).

[0296] 2-chloro-4-{1-methyl-7-(methyloxy)-8-[(2-methylpropyl)oxy]-3H-pyrazolo[3,4-c]isoquinolin-5-yl}phenol hydrochloride  $^1H$  NMR (400 MHz, DMSO- $d_6$ ):  $\delta$  10.73 (s, 1H), 7.73 (d, 1H), 7.64 (s, 1H), 7.57 (dd, 1H), 7.47 (s, 1H), 7.18 (d, 1H), 4.08 (d, 2H), 3.79 (s, 3H), 2.82 (s, 3H), 2.18 (m, 1H), 1.07 (d, 6H); MS (EI) for  $C_{22}H_{22}ClN_3O_3$ : 412 ( $MH^+$ ).

[0297] 2-chloro-4-{1-methyl-7-(methyloxy)-8-[(2,2,2-trifluoroethyl)oxy]-3H-pyrazolo[3,4-c]isoquinolin-5-yl}phenol. MS (EI) for  $C_{20}H_{18}N_3O_3Cl$ : 438 ( $MH^+$ ).

[0298] 2-chloro-4-(1-methyl-7-(methyloxy)-8-{[(1-methylpiperidin-4-yl)methyl]oxy}-3H-pyrazolo[3,4-c]isoquinolin-5-yl)phenol.  $^1H$  NMR (400 MHz,  $d_4$ -MeOH): 7.87 (d, 1H), 7.76 (s, 1H), 7.63 (dd, 1H), 7.48 (s, 1H), 7.24 (d, 1H), 4.36 (d, 2H), 3.85 (s, 3H), 3.62 (d, 2H), 3.13 (tr, 2H), 3.02 (s, 3H), 2.90 (s, 3H), 2.32 (br s, 1H), 2.22 (d, 2H), 1.84 (q, 2H). MS (EI) for  $C_{25}H_{28}N_4O_3Cl$ : 468 ( $MH^+$ ).

[0299] 2-chloro-4-[1-methyl-8-({[1-(1-methylethyl)piperidin-4-yl]methyl}oxy)-7-(methyloxy)-3H-pyrazolo[3,4-c]isoquinolin-5-yl]phenol.  $^1H$  NMR (400 MHz,  $d_4$ -MeOH): 7.75 (d, 1H), 7.63 (s, 1H), 7.54 (dd, 1H), 7.44 (s, 1H), 7.17 (d, 1H), 4.26 (d, 2H), 3.82 (s, 3H), 3.58-3.55 (m, 3H), 3.16 (tr, 2H), 2.92 (s, 3H), 2.32 (br s, 1H), 2.25 (d, 2H), 1.89 (q, 2H), 1.41 (d, 6H). MS (EI) for  $C_{27}H_{32}N_4O_3Cl$ : 496 ( $MH^+$ ).

[0300] 2-chloro-4-[8-({[1-(1-ethylpiperidin-4-yl)methyl]oxy}-1-methyl-7-(methyloxy)-3H-pyrazolo[3,4-c]isoquinolin-5-yl]phenol.  $^1H$  NMR (400 MHz,  $d_4$ -MeOH): 7.78 (d, 1H), 7.68 (s, 1H), 7.56 (dd, 1H), 7.46 (s, 1H), 7.19 (d, 1H), 4.29 (d, 2H), 3.83 (s, 3H), 3.68 (d, 2H), 3.21 (q, 2H), 3.05 (tr, 2H), 2.94 (s, 3H), 2.32 (br s, 1H), 2.23 (d, 2H), 1.84 (q, 2H), 1.39 (tr, 3H). MS (EI) for  $C_{26}H_{30}N_4O_3Cl$ : 482 ( $MH^+$ ).

[0301] 4-[8-(ethyloxy)-1-methyl-7-(methyloxy)-3H-pyrazolo[3,4-c]isoquinolin-5-yl]phenol.  $^1H$  NMR (400MHz,  $CD_3OD$ ): 7.72 (s, 1H), 7.65-7.63 (m, 2H), 7.52 (s, 1H), 7.08-7.06 (m, 2H), 4.40 (q,  $J = 8.0Hz$ , 2H), 3.82 (s, 3H), 2.94 (s, 3H), 1.57 (t,  $J = 8.0 Hz$ , 3H). MS (EI) for  $C_{20}H_{19}N_3O_3$ : 350 ( $MH^+$ ).

[0302] 2-chloro-4-(1-methyl-7-(methyloxy)-8-{[2-(methyloxy)ethyl]oxy}-3H-pyrazolo[3,4-c]isoquinolin-5-yl)phenol hydrochloric acid salt:  $^1H$  NMR (400 MHz,  $d_6$ -DMSO): 10.61 (b, 1H), 7.70-7.66 (m, 2H), 7.55-7.53 (d, 1H), 7.45 (s, 1H), 7.16-7.14 (d, 1H), 4.43-4.41 (m, 1H), 3.80-3.78 (m, 1H), 3.76 (s, 3H), 3.72-3.64 (m, 1H), 3.50-3.44 (m, 1H), 3.35 (s, 3H), 2.81 (s, 3H); MS (EI) for  $C_{21}H_{20}ClN_3O_4$ : 414 ( $MH^+$ ).

[0303] 2-bromo-4-(1-methyl-7-(methyloxy)-8-{[2-(methyloxy)ethyl]oxy}-3H-

pyrazolo[3,4-c]isoquinolin-5-yl)phenol hydrochloric acid salt:  $^1\text{H}$  NMR (400 MHz,  $\text{d}_6$ -DMSO): 10.80 (b, 1H), 7.86 (s, 1H), 7.66 (s, 1H), 7.61-7.58 (d, 1H), 7.45 (s, 1H), 7.16-7.14 (d, 1H), 4.43-4.41 (m, 2H), 3.77 (s, 3H), 3.72-3.64 (m, 2H), 3.35 (s, 3H), 2.81 (s, 3H); MS (EI) for  $\text{C}_{21}\text{H}_{20}\text{BrN}_3\text{O}_4$ : 459 ( $\text{MH}^+$ ).

[0304] 3-fluoro-4-(1-methyl-7-(methyloxy)-8-[[2-(methyloxy)ethyl]oxy])-3H-pyrazolo[3,4-c]isoquinolin-5-yl)phenol hydrochloric acid salt  $^1\text{H}$  NMR (400 MHz,  $\text{d}_6$ -DMSO): 11.15 (b, 1H), 7.69 (s, 1H), 7.47-7.42 (d, 1H), 7.14-7.13 (d, 1H), 6.85-6.78 (m, 2H), 4.45-4.43 (m, 2H), 3.81-3.79 (m, 2H), 3.73 (s, 3H), 3.36 (s, 3H), 2.83 (s, 3H); MS (EI) for  $\text{C}_{21}\text{H}_{20}\text{FN}_3\text{O}_4$ : 398 ( $\text{MH}^+$ ).

[0305] 2-chloro-4-[8-(ethyloxy)-1-methyl-7-(methyloxy)-3H-pyrazolo[3,4-c]isoquinolin-5-yl]phenol hydrochloric acid salt  $^1\text{H}$  NMR (400 MHz,  $\text{d}_6$ -DMSO): 10.82 (b, 1H), 7.66 (s, 1H), 7.62 (s, 1H), 7.52-7.49 (d, 1H), 7.41 (s, 1H), 7.14-7.12 (d, 1H), 4.05 (s, 3H), 3.99-3.97 (q, 2H), 2.81 (s, 3H), 1.37-1.34 (t, 3H); MS (EI) for  $\text{C}_{20}\text{H}_{18}\text{ClN}_3\text{O}_3$ : 384 ( $\text{MH}^+$ ).

[0306] 2-bromo-5-fluoro-4-(1-methyl-7-(methyloxy)-8-[[2-(methyloxy)ethyl]oxy])-3H-pyrazolo[3,4-c]isoquinolin-5-yl)phenol hydrochloric acid salt  $^1\text{H}$  NMR (400 MHz,  $\text{d}_6$ -DMSO): 11.22 (b, 1H), 7.75-7.73 (d, 1H), 7.68 (s, 1H), 7.12 (s, 1H), 6.99-6.97 (s, 1H), 4.44-4.42 (m, 2H), 3.81-3.78 (m, 2H), 3.74 (s, 3H), 3.36 (s, 3H), 2.82 (s, 3H); MS (EI) for  $\text{C}_{21}\text{H}_{19}\text{BrFN}_3\text{O}_4$ : 477 ( $\text{MH}^+$ ).

[0307] 2-chloro-4-{1-methyl-7-(methyloxy)-8-[(tetrahydrofuran-2-ylmethyl)oxy]}-3H-pyrazolo[3,4-c]isoquinolin-5-yl)phenol hydrochloric acid salt  $^1\text{H}$  NMR (400 MHz,  $\text{d}_6$ -DMSO): 10.66 (b, 1H), 7.69 (s, 1H), 7.65 (s, 1H), 7.55-7.52 (d, 1H), 7.44 (s, 1H), 7.16-7.14 (d, 1H), 4.24-4.22 (m, 2H), 3.93-3.90 (m, 1H), 3.78-3.76 (m, 2H), 3.77 (s, 3H), 2.80 (s, 3H), 1.87-1.84 (m, 1H), 1.74-1.71 (m, 1H), 1.51-1.40 (m, 2H); MS (EI) for  $\text{C}_{23}\text{H}_{22}\text{ClN}_3\text{O}_4$ : 440 ( $\text{MH}^+$ ).

[0308] 2-chloro-4-{1-methyl-7-(methyloxy)-8-[(tetrahydro-2H-pyran-2-ylmethyl)oxy]}-3H-pyrazolo[3,4-c]isoquinolin-5-yl)phenol hydrochloric acid salt  $^1\text{H}$  NMR (400 MHz,  $\text{d}_6$ -DMSO): 10.66 (b, 1H), 7.69 (s, 1H), 7.65 (s, 1H), 7.55-7.52 (d, 1H), 7.44 (s, 1H), 7.16-7.14 (d, 1H), 4.24-4.22 (m, 2H), 3.93-3.90 (m, 1H), 3.78-3.76 (m, 2H), 3.77 (s, 3H), 2.80 (s, 3H), 1.86-1.84 (m, 1H), 1.75-1.71 (m, 1H), 1.51-1.40 (m, 4H); MS (EI) for  $\text{C}_{24}\text{H}_{24}\text{ClN}_3\text{O}_4$ : 454 ( $\text{MH}^+$ ).

[0309] 2-chloro-4-{1-methyl-7-(methyloxy)-8-[(tetrahydro-2H-pyran-2-ylmethyl)oxy]}-3H-pyrazolo[3,4-c]isoquinolin-5-yl)phenol hydrochloric acid salt  $^1\text{H}$  NMR (400 MHz,  $\text{d}_6$ -

DMSO): 10.65 (b, 1H), 7.71 (s, 1H), 7.64 (s, 1H), 7.57-7.55 (d, 1H), 7.47 (s, 1H), 7.18-7.15 (d, 1H), 4.17-4.15 (d, 2H), 3.93-3.89 (m, 2H), 3.77 (s, 3H), 3.75-3.66 (m, 2H), 2.82 (s, 3H), 2.15 (b, 1H), 1.76-1.73 (m, 2H), 1.46-1.41 (m, 2H); MS (EI) for  $C_{24}H_{24}ClN_3O_4$ : 454 ( $MH^+$ ).

[0310] 2-chloro-4-[8-{[2-(ethyloxy)ethyl]oxy}-1-methyl-7-(methyloxy)-3H-pyrazolo[3,4-c]isoquinolin-5-yl]phenol hydrochloric acid salt  $^1H$  NMR (400 MHz,  $d_6$ -DMSO): 10.76 (b, 1H), 7.72 (s, 1H), 7.69 (s, 1H), 7.58-7.55 (d, 1H), 7.47 (s, 1H), 7.19-7.16 (d, 1H), 4.42-4.40 (m, 2H), 3.85-3.82 (m, 2H), 3.78 (s, 3H), 3.59-3.55 (q, 2H), 2.82 (s, 3H), 1.17-1.14 (t, 3H); MS (EI) for  $C_{22}H_{22}ClN_3O_4$ : 428 ( $MH^+$ ).

### Example 15

[0311] 4-(1-methyl-8-(methyloxy)-9-{[(1-methylpiperidin-4-yl)methyl]oxy}-3H-pyrazolo[3,4-c]isoquinolin-5-yl)phenol trifluoroacetate: To a solution of 2-hydroxy-3-methoxyphenylacetonitrile (1 g, 6.1 mmol) in DMF (12 mL) was added 1,1-dimethylethyl 4-{[(methylsulfonyl)oxy]methyl}piperidine-1-carboxylate (1.8 g, 6.1 mmol) and cesium carbonate (4.0 g, 12.2 mmol). The mixture was heated to 70 °C for 3 h and then cooled to rt. Water and ethyl acetate were added followed by brine to reduce emulsification. The layers were partitioned, and the aqueous phase was extracted with ethyl acetate. The organic extracts were combined, dried over sodium sulfate, filtered, and concentrated *in vacuo*. The residue was purified by flash chromatography (70% hexanes, 30% ethyl acetate) to provide 1.77 g of 1,1-dimethylethyl 4-({[2-(cyanomethyl)-6-(methyloxy)phenyl]oxy}methyl)piperidine-1-carboxylate (4.9 mmol, 81% yield) as a yellow syrup.  $^1H$  NMR (400 MHz,  $CDCl_3$ ):  $\delta$  7.03 (t, 1H), 6.93 (dd, 1H), 6.88 (dd, 1H), 4.14 (br m, 2H), 3.88 (br d, 2H), 3.84 (s, 3H), 3.70 (s, 2H), 2.00 (m, 1H), 1.86 (br d, 2H), 1.47 (s, 9H), 1.35-1.25 (m, 2H).

[0312] 1,1-Dimethylethyl 4-({[2-(cyanomethyl)-6-(methyloxy)phenyl]oxy}methyl)piperidine-1-carboxylate (742 mg, 2.06 mmol) was dissolved in THF (4 mL) to which was added sodium hydride (60% dispersion in mineral oil, 165 mg, 4.12 mmol) followed by ethyl acetate (1.0 mL, 10.3 mmol). The mixture was heated to 60 °C and stirred for 6 h. After cooling to rt, water was added and the resulting mixture was neutralized with HCl (conc) (340  $\mu$ L). The aqueous mixture was extracted with ethyl acetate. The organic extract was dried over sodium sulfate, filtered, and concentrated *in vacuo*. The residue was dissolved in ethanol (10 mL). After the addition of hydrazine (100  $\mu$ L, 3.2 mmol), the

solution was heated to 90 °C for 1.5 h and then cooled to rt. The volatile materials were removed *in vacuo*, and the resulting residue was purified by flash chromatography (95% CH<sub>2</sub>Cl<sub>2</sub>, 5% methanol) to provide 397 mg of 1,1-dimethylethyl 4-([2-(5-amino-3-methyl-1*H*-pyrazol-4-yl)-6-(methyloxy)phenyl]oxy) methyl}piperidine-1-carboxylate as a yellow solid (0.95 mmol, 45% yield). <sup>1</sup>H NMR (400 MHz, CDCl<sub>3</sub>): δ 7.09 (t, 1H), 6.88 (dd, 1H), 6.82 (dd, 1H), 4.03 (br m, 2H), 3.89 (s, 3H), 3.55 (br d, 2H), 3.40 (br s, 2H), 2.64 (br t, 2H), 2.23 (s, 3H), 1.72 (m, 1H), 1.63 (d, 2H), 1.47 (s, 9H), 1.08-0.99 (m, 2H); MS (EI) for C<sub>22</sub>H<sub>32</sub>N<sub>4</sub>O<sub>4</sub>: 417 (MH<sup>+</sup>).

[0313] To 1,1-dimethylethyl 4-([2-(5-amino-3-methyl-1*H*-pyrazol-4-yl)-6-(methyloxy)phenyl]oxy) methyl}piperidine-1-carboxylate (397 mg, 0.95 mmol) was added 4-hydroxybenzaldehyde (174 mg, 1.4 mmol) and TFA (5 mL). The mixture was heated to 75 °C and stirred for 15 h. After cooling to rt, the volatile materials were removed *in vacuo*. The resulting residue was dissolved in a 1:1 mixture of water:acetonitrile and purified by preparative HPLC. The fractions containing the desired product were concentrated and lyophilized to provide 4-{1-methyl-8-(methyloxy)-9-[(piperidin-4-ylmethyl)oxy]-3*H*-pyrazolo[3,4-*c*]isoquinolin-5-yl}phenol trifluoroacetate (64.1 mg, 0.12 mmol, 13% yield). <sup>1</sup>H NMR (400 MHz, DMSO-*d*<sub>6</sub>): δ 9.81 (br s, 1H), 8.53 (br d, 1H), 8.21 (br m, 1H), 7.84 (d, 1H), 7.43 (m, 2H), 7.38 (d, 1H), 6.92 (m, 2H), 3.97 (s, 3H), 3.88 (d, 2H), 3.32 (br d, 2H), 3.00-2.92 (q, 2H), 2.80 (s, 3H), 2.26 (m, 1H), 2.04 (br d, 2H), 1.52-1.43 (m, 2H); MS (EI) for C<sub>24</sub>H<sub>26</sub>N<sub>4</sub>O<sub>3</sub>: 419 (MH<sup>+</sup>).

[0314] To 4-{1-methyl-8-(methyloxy)-9-[(piperidin-4-ylmethyl)oxy]-3*H*-pyrazolo[3,4-*c*]isoquinolin-5-yl}phenol hydrogen trifluoroacetate (47 mg, 0.11 mmol) was added 37% aqueous formaldehyde (10 μL) and formic acid (150 μL). The mixture was heated to 110 °C for 1.5 h before cooling to rt. The mixture was diluted with a 1:1 mixture of water:acetonitrile and purified by preparative HPLC. The fractions containing desired product were combined, concentrated, and lyophilized to provide 4-(1-methyl-8-(methyloxy)-9-[(1-methylpiperidin-4-yl)methyl]oxy)-3*H*-pyrazolo[3,4-*c*]isoquinolin-5-yl}phenol trifluoroacetate (14.1 mg, 0.026 mmol, 23% yield). <sup>1</sup>H NMR (400 MHz, DMSO-*d*<sub>6</sub>): δ 9.93 (br m, 2H), 7.87 (d, 1H), 7.48 (d, 2H), 7.44 (d, 1H), 6.96 (m, 2H), 4.00 (s, 3H), 3.45 (m, 2H), 3.00-2.96 (q, 2H), 2.83 (s, 3H), 2.74 (d, 3h), 2.18 (m, 1H), 2.09 (br d, 2H), 1.61-1.52 (m, 2H); MS (EI) for C<sub>25</sub>H<sub>28</sub>N<sub>4</sub>O<sub>3</sub>: 433 (MH<sup>+</sup>).

[0315] Using the same or analogous synthetic techniques and/or substituting with alternative reagents, the following compounds of the invention were prepared:

- [0316] 2-bromo-4-(1-methyl-8-(methyloxy)-9-[[1-methylpiperidin-4-yl)methyl]oxy}-3*H*-pyrazolo[3,4-*c*]isoquinolin-5-yl]phenol hydrochloride <sup>1</sup>H NMR (400 MHz, DMSO-*d*<sub>6</sub>): δ 10.82 (br s, 1H), 9.98 (br s, 1H), 7.85 (d, 1H), 7.76 (d, 1H), 7.49 (dd, 1H), 7.45 (d, 1H), 7.16 (d, 1H), 4.00 (s, 3H), 3.89 (d, 2H), 3.43-3.29 (m, 2H), 2.98 (m, 2H), 2.83 (s, 3H), 2.74 (m, 3H), 2.17 (m, 1H), 2.07 (br d, 2H), 1.57 (m, 2H); MS (EI) for C<sub>25</sub>H<sub>27</sub>BrN<sub>4</sub>O<sub>3</sub>: 511, 513 (MH<sup>+</sup>).
- [0317] 2-chloro-4-(1-methyl-8-(methyloxy)-9-[[1-methylpiperidin-4-yl)methyl]oxy}-3*H*-pyrazolo[3,4-*c*]isoquinolin-5-yl]phenol hydrochloride <sup>1</sup>H NMR (400 MHz, DMSO-*d*<sub>6</sub>): δ 10.64 (br s, 1H), 7.82 (d, 1H), 7.58 (br s, 1H), 7.43-7.41 (m, 2H), 7.14 (d, 1H), 3.99 (s, 3H), 3.88 (d, 2H), 3.46 (br d, 2H), 3.00 (m, 2H), 2.82 (s, 3H), 2.75 (m, 3H), 2.17 (m, 1H), 2.10 (br d, 2H), 1.53 (m, 2H); MS (EI) for C<sub>25</sub>H<sub>27</sub>ClN<sub>4</sub>O<sub>3</sub>: 467 (MH<sup>+</sup>).
- [0318] 4-[9-[[1-(1-acetyl)piperidin-4-yl)methyl]oxy]-1-methyl-8-(methyloxy)-3*H*-pyrazolo[3,4-*c*]isoquinolin-5-yl]-2-bromophenol hydrochloride <sup>1</sup>H NMR (400 MHz, DMSO-*d*<sub>6</sub>): δ 13.43 (s, 1H), 7.81 (br d, 1H), 7.72 (s, 1H), 7.44 (br d, 1H), 7.40 (br d, 1H), 7.09 (d, 1H), 4.34 (d, 1H), 3.97 (s, 3H), 3.87 (d, 2H), 3.80 (d, 1H), 3.06 (t, 1H), 2.80 (s, 3H), 2.60 (t, 1H), 2.32 (br s, 1H), 2.00 (s, 3H), 1.87 (br t, 2H), 1.26-1.12 (m, 2H); MS (EI) for C<sub>26</sub>H<sub>27</sub>BrN<sub>4</sub>O<sub>4</sub>: 539, 541 (MH<sup>+</sup>), 561, 563 (MNa<sup>+</sup>).
- [0319] 2-chloro-4-(1-methyl-8-(methyloxy)-9-[[2-(methyloxy)ethyl]oxy]-3*H*-pyrazolo[3,4-*c*]isoquinolin-5-yl]phenol: <sup>1</sup>H NMR (400 MHz, *d*<sub>6</sub>-DMSO) δ 10.63 (br.s, 1H), 7.78 (d, 1H), 7.59 (s, 1H), 7.41 (m, 2H), 7.12 (d, 1H), 4.23 (s, 2H), 3.98 (s, 3H), 3.66 (s, 2H), 3.22 (s, 3H), 2.81 (s, 3H); MS (EI) for C<sub>21</sub>H<sub>20</sub>ClN<sub>3</sub>O<sub>4</sub>: 414 (MH<sup>+</sup>).
- [0320] 2-bromo-4-(1-methyl-8-(methyloxy)-9-[[2-(methyloxy)ethyl]oxy]-3*H*-pyrazolo[3,4-*c*]isoquinolin-5-yl]phenol: <sup>1</sup>H NMR (400 MHz, *d*<sub>6</sub>-DMSO) δ 10.72 (br.s, 1H), 7.79 (d, 1H), 7.74 (d, 1H), 7.46 (dd, 1H), 7.40 (d, 1H), 7.11 (d, 1H), 4.24 (t, 2H), 3.99 (s, 3H), 3.66 (t, 2H), 3.22 (s, 3H), 2.81 (s, 3H); MS (EI) for C<sub>21</sub>H<sub>20</sub>BrN<sub>3</sub>O<sub>4</sub>: 459 (MH<sup>+</sup>).
- [0321] 2-bromo-4-{1-methyl-8-(methyloxy)-9-[(2-morpholin-4-ylethyl)oxy]-3*H*-pyrazolo[3,4-*c*]isoquinolin-5-yl}phenol hydrochloric acid salt: <sup>1</sup>H NMR (400 MHz, D<sub>4</sub>-methanol): 8.14-8.12 (d, 1H), 7.94 (s, 1H), 7.65-7.58 (m, 2H), 7.19-7.17 (d, 1H), 4.53-4.50 (t, 2H), 4.22-4.18 (m, 2H), 4.19 (s, 3H), 4.00-3.72 (m, 3H), 3.68-3.64 (m, 2H), 3.59-3.56 (m, 1H), 3.48-3.43 (m, 2H), 3.05 (s, 3H); MS (EI) for C<sub>24</sub>H<sub>25</sub>BrN<sub>4</sub>O<sub>4</sub>: 514 (MH<sup>+</sup>).
- [0322] 2-chloro-4-{1-methyl-8-(methyloxy)-9-[(2-morpholin-4-ylethyl)oxy]-3*H*-pyrazolo[3,4-*c*]isoquinolin-5-yl}phenol hydrochloric acid salt: <sup>1</sup>H NMR (400 MHz, D<sub>4</sub>-

methanol): 8.14-8.12 (d, 1H), 7.78 (s, 1H), 7.64-7.62 (d, 1H), 7.56-7.54 (d,d, 1H), 7.22-7.20 (d,1H), 4.53-4.51 (t, 2H), 4.22-4.18 (m, 2H), 4.19 (s, 3H), 4.00-3.72 (m, 3H), 3.68-3.64 (m, 2H), 3.59-3.57 (m, 1H), 3.48-3.43 (m,2H), 3.05 (s, 3H); MS (EI) for  $C_{24}H_{25}ClN_4O_4$ : 469 ( $MH^+$ ).

### Example 16

**[0323]** 4-(1-methyl-8,9-bis{[2-(methyloxy)ethyl]oxy}-3H-pyrazolo[3,4-c]isoquinolin-5-yl)phenol: A mixture of methyl 2,3-dihydroxybenzoate (2.18 g, 12.97 mmol), 2-bromoethyl methyl ether (4.50 g, 32.42 mmol), and potassium carbonate (6.91 g, 50.0 mmol) in DMF (20 mL) was stirred at 60 °C for 16 h. The reaction mixture was diluted with ethyl acetate (300 mL), washed with 5% aqueous LiCl (2 x 50 mL), and brine (50 mL), dried with sodium sulfate, and concentrated to provide crude methyl 2,3-bis{[2-(methyloxy)ethyl]oxy}benzoate (3.49 g, 95% yield) as a brown oil.  $^1H$  NMR (400 MHz,  $CDCl_3$ )  $\delta$  7.32 (dd, 1H), 7.05 (m, 2H), 4.22 (m, 2H), 4.15 (m, 2H), 3.88 (s, 3H), 3.75 (m, 4H), 3.43 (s, 6H).

**[0324]** To a solution of methyl 2,3-bis{[2-(methyloxy)ethyl]oxy}benzoate (2.0 g, 7.03 mmol) in dry THF (10 mL) was added dropwise a 1M solution of lithium aluminum hydride in THF (7.0 mL), and the resulting mixture was stirred at rt for 1 h. Then, water (0.27 mL) was added slowly, followed by 15% aqueous sodium hydroxide (0.27 mL), and more water (0.81 mL). The mixture was filtered, the filter cake washed with ethyl acetate, and the combined filtrate was concentrated. Column chromatography on silica (1:1 hexanes/ethyl acetate) gave (2,3-bis{[2-(methyloxy)ethyl]oxy}phenyl)methanol (1.13 g, 63% yield) as a colorless oil.  $^1H$  NMR (400 MHz,  $CDCl_3$ )  $\delta$  6.96 (dd, 1H), 6.86 (m, 2H), 4.60 (d, 1H), 4.33 (m, 2H), 4.24 (t, 1H), 4.13 (m, 2H), 3.75 (m, 2H), 3.70 (m, 2H), 3.43 (s, 6H).

**[0325]** To a solution of (2,3-bis{[2-(methyloxy)ethyl]oxy}phenyl)methanol (1.12 g, 4.37 mmol) and triethylamine (0.49 g, 4.84 mmol) in dichloromethane (20 mL) was slowly added thionyl chloride (0.78 g, 6.58 mmol) at 0 °C. The solution was stirred at 0 °C for 15 min, and then at rt for 3 h. Dichloromethane (80 mL) was added, the solution was washed with water (50 mL), sat. sodium bicarbonate (50 mL), and brine (50 mL), dried with sodium sulfate, and concentrated to give crude 1-(chloromethyl)-2,3-bis{[2-(methyloxy)ethyl]oxy}benzene (1.15 g, 96% yield) as a yellow oil.  $^1H$  NMR (400 MHz,  $CDCl_3$ )  $\delta$  7.02 (m, 2H), 6.90 (dd, 1H), 4.72 (s, 2H), 4.27 (m, 2H), 4.14 (m, 2H), 3.77 (m, 2H), 3.73



(m, 2H), 3.46 (s, 3H), 3.44 (s, 3H).

[0326] A mixture of 1-(chloromethyl)-2,3-bis{[2-(methyloxy)ethyl]oxy}benzene (1.15 g, 4.19 mmol) and potassium cyanide (0.82 g, 12.56 mmol) in DMF (10 mL) was stirred at 70 °C for 17 h. After cooling to rt, ethyl acetate (100 mL) was added, and the mixture was washed with sat. sodium bicarbonate (30 mL), 5% aqueous LiCl (2 x 30 mL), and brine (30 mL), dried with sodium sulfate, and concentrated. Column chromatography on silica (2:1 hexanes/ethyl acetate) afforded (2,3-bis{[2-(methyloxy)ethyl]oxy}phenyl)acetonitrile (0.94 g, 85% yield) as a colorless oil. <sup>1</sup>H NMR (400 MHz, CDCl<sub>3</sub>) δ 7.02 (m, 2H), 6.88 (dd, 1H), 4.28 (m, 2H), 4.13 (m, 2H), 3.84 (s, 2H), 3.75 (m, 2H), 3.63 (m, 2H), 3.43 (s, 3H), 3.41 (s, 3H).

[0327] To a solution of (2,3-bis{[2-(methyloxy)ethyl]oxy}phenyl)acetonitrile (0.93 g, 3.52 mmol) in THF (20 mL) was added sodium hydride (0.42 g, 10.56 mmol) and ethyl acetate (1.55 g, 17.60 mmol), and the mixture was stirred at 60 °C for 90 min. After cooling to 0 °C, water was added (50 mL), the aqueous layer was washed with dichloromethane (3 x 25 mL), acidified with 1N HCl to pH 3, and extracted with ethyl acetate (3 x 50 mL). The ethyl acetate layer was washed with brine (50 mL), dried with sodium sulfate, and concentrated to give a yellow oil. This oil was dissolved in dry ethanol (5 mL), and hydrazine dihydrochloride (0.44 g, 4.20 mmol) and triethylamine (0.22 g, 2.10 mmol) were added. The reaction mixture was refluxed for 90 min, cooled to rt, and added into sat. sodium bicarbonate (100 mL). The aqueous layer was extracted with dichloromethane (3 x 50 mL), the organic layer was dried with sodium sulfate, and concentrated. Column chromatography on silica (95:5 dichloromethane/methanol) afforded 4-(2,3-bis{[2-(methyloxy)ethyl]oxy}phenyl)-3-methyl-1H-pyrazol-5-amine (0.81 g, 71% yield) as a pale yellow oil. <sup>1</sup>H NMR (400 MHz, d<sub>4</sub>-methanol) δ 7.08 (t, 1H), 6.97 (dd, 1H), 6.85 (dd, 1H), 4.18 (m, 2H), 3.90 (m, 2H), 3.78 (m, 2H), 3.47 (m, 2H), 3.43 (s, 3H), 3.23 (s, 3H), 2.19 (s, 3H).

[0328] A solution of 4-(2,3-bis{[2-(methyloxy)ethyl]oxy}phenyl)-3-methyl-1H-pyrazol-5-amine (70 mg, 0.22 mmol), and 4-hydroxybenzaldehyde (40 mg, 0.33 mmol) in TFA (2 mL) was stirred in a sealed pressure vessel at 90 °C for 14 h. The reaction mixture was concentrated and purified by HPLC to give 4-(1-methyl-8,9-bis{[2-(methyloxy)ethyl]oxy}-3H-pyrazolo[3,4-c]isoquinolin-5-yl)phenol (35 mg, 38% yield) as a yellow solid. <sup>1</sup>H NMR (400 MHz, d<sub>6</sub>-DMSO) δ 9.90 (br.s, 1H), 7.79 (d, 1H), 7.46 (m, 2H), 7.38 (d, 1H), 6.93 (m, 2H), 4.32 (m, 2H), 4.27 (m, 2H), 3.76 (m, 2H), 3.69 (m, 2H), 3.34 (s, 3H), 3.23

(s, 3H), 2.82 (s, 3H); MS (EI) for  $C_{23}H_{25}N_3O_5$ : 424 ( $MH^+$ ).

[0329] Using the same or analogous synthetic techniques and/or substituting with alternative reagents, the following compounds of the invention were prepared:

[0330] 2-chloro-4-(1-methyl-8,9-bis{[2-(methyloxy)ethyl]oxy}-3H-pyrazolo[3,4-c]isoquinolin-5-yl)phenol:  $^1H$  NMR (400 MHz,  $d_6$ -DMSO)  $\delta$  10.62 (br.s, 1H), 7.75 (d, 1H), 7.59 (d, 1H), 7.40 (m, 2H), 7.12 (d, 1H), 4.32 (m, 2H), 4.27 (m, 2H), 3.76 (m, 2H), 3.69 (m, 2H), 3.35 (s, 3H), 3.23 (s, 3H), 2.81 (s, 3H); MS (EI) for  $C_{23}H_{24}ClN_3O_5$ : 458 ( $MH^+$ ).

[0331] 2-bromo-4-(1-methyl-8,9-bis{[2-(methyloxy)ethyl]oxy}-3H-pyrazolo[3,4-c]isoquinolin-5-yl)phenol:  $^1H$  NMR (400 MHz,  $d_6$ -DMSO)  $\delta$  10.70 (br.s, 1H), 7.75 (m, 2H), 7.46 (m, 1H), 7.39 (d, 1H), 7.10 (d, 1H), 4.32 (m, 2H), 4.27 (m, 2H), 3.76 (m, 2H), 3.69 (m, 2H), 3.34 (s, 3H), 3.23 (s, 3H), 2.82 (s, 3H); MS (EI) for  $C_{23}H_{24}BrN_3O_5$ : 503 ( $MH^+$ ).

### Example 17

[0332] 2-chloro-4-(1-methyl-7,8-bis{[2-(methyloxy)ethyl]oxy}-3H-pyrazolo[3,4-c]isoquinolin-5-yl)phenol: To a mixture of methyl 3,4-dihydroxybenzoate (1.0 g, 6.0 mmol), potassium carbonate (3.3 g, 23.8 mmol) and acetonitrile (30 mL) was added 1-bromo-2-(methyloxy)ethane (1.7 mL, 17.9 mmol). The resulting mixture was heated at reflux 18 hour. After cooling to room temperature, the reaction mixture was diluted with ethyl acetate (100 mL), filtered and concentrated. The residue was then diluted with ethyl acetate (100 mL) and washed with 5% sodium hydroxide solution, water and brine (100 mL each), dried over sodium sulfate, filtered and concentrated to give an oily residue which was purified by flash chromatography (silica gel, 30%-50% ethyl acetate-hexane) to provide methyl 3,4-bis{[2-(methyloxy)ethyl]oxy}benzoate (1.1 g, 3.9 mmol, 65% yield).  $^1H$  NMR (400 MHz,  $CDCl_3$ ): 7.65-7.63 (d, 1H), 7.55 (s, 1H), 6.90-6.88 (d, 1H), 4.21-4.18 (m, 4H), 3.87 (s, 3H), 3.80-3.77 (m, 4H), 3.45 (s, 6H).

[0333] To a solution of methyl 3,4-bis{[2-(methyloxy)ethyl]oxy}benzoate, (1.1 g, 3.9 mmol) at 0°C was added a solution of lithium aluminum hydride in tetrahydrofuran (1.0M, 5.0 mL, 5.0 mmol) and the resulting mixture was stirred for one hour. It was then quenched with ethyl acetate (2 mL) and 5% sodium hydroxide solution (2 mL), diluted with ether (100 mL), and filtered. The filtrate was washed water and brine (100 mL each),

dried over sodium sulfate, filtered and concentrated to give (3,4-bis{[2-(methyloxy)ethyl]oxy}phenyl)methanol (0.82g, 3.2 mmol, 82% yield). <sup>1</sup>H NMR (400 MHz, CDCl<sub>3</sub>): 6.93 (s, 1H), 6.87 (s, 2H), 4.59 (s, 2H), 4.16-4.13 (m, 4H), 3.77-3.74 (m, 4H), 3.44 (s, 6H).

[0334] To a solution of (3,4-bis{[2-(methyloxy)ethyl]oxy}phenyl)methanol (0.82 g, 3.2 mmol) and pyridine (0.41mL 5.1 mmol) in tetrahydrofuran (20 mL) at 0°C was added thionyl chloride (0.26 mL, 3.5 mmol) and the reaction mixture warmed to room temperature and stirred for one hour. Then it was poured into water (40 mL) and extracted with ethyl acetate (3x 40 mL). The combined extract was washed with water and brine (40 mL each), dried over sodium sulfate, filtered and concentrated to give 4-(chloromethyl)-1,2-bis{[2-(methyloxy)ethyl]oxy}benzene (0.65g, 2.4 mmol, 75% yield) <sup>1</sup>H NMR (400 MHz, CDCl<sub>3</sub>): 6.95-6.84 (m, 3H), 4.53 (s, 2H), 4.17-4.13 (m, 4H), 3.78-3.74 (m, 4H), 3.44 (s, 6H).

[0335] 4-(Chloromethyl)-1,2-bis{[2-(methyloxy)ethyl]oxy}benzene (0.65g, 2.4 mmol) was dissolved in N,N-dimethyl formamide (2 mL) followed by the addition potassium cyanide (0.20g, 3.1 mmol), and the resulting mixture was heated at 60°C for 18 hours. After cooling to room temperature, it was diluted with ethyl acetate (50 mL), washed with water and brine (20 mL each), dried over sodium sulfate, filtered and concentrated to give an oily residue which was purified by flash chromatography (50% ethyl acetate-hexane) to provide (3,4-bis{[2-(methyloxy)ethyl]oxy}phenyl)acetonitrile (0.59g, 2.2 mmol, 92% yield). <sup>1</sup>H NMR (400 MHz, CDCl<sub>3</sub>): 6.89-6.93 (m, 3H), 4.16-4.13 (m, 4H), 3.78-3.75 (m, 4H), 3.67 (s, 2H), 3.45 (s, 3H), 3.44 (s, 3H).

[0336] To a suspension of (3,4-bis{[2-(methyloxy)ethyl]oxy}phenyl)acetonitrile (0.59g, 2.2 mmol), and sodium hydride (40% oil dispersion, 270 mg, 6.7 mmol) in tetrahydrofuran (10mL), was added ethyl acetate (1.1 mL, 11.1 mmol), and the resulting mixture was stirred at 60°C for 1.5 hours. Then it was cooled to room temperature, and poured into a mixture of ice-water (50 mL). This aqueous mixture was washed with dichloromethane (3x 20 mL) then acidified to pH of 2. The acidified mixture was extracted with ethyl acetate (3x30 mL). The combined extract was washed with saturated sodium bicarbonate solution, brine, dried over sodium sulfate, filtered and concentrated to give 2-(3,4-bis{[2-(methyloxy)ethyl]oxy}phenyl)-3-oxobutanenitrile (0.57g, 1.9 mmol, 86% yield), MS (EI) for C<sub>16</sub>H<sub>21</sub>NO<sub>5</sub>: 308 (MH<sup>+</sup>).

[0337] To a solution of 2-(3,4-bis{[2-(methyloxy)ethyl]oxy}phenyl)-3-oxobutanenitrile

(0.57g, 1.9 mmol) in ethanol (5 mL) was added hydrazine dihydrochloride (0.20g, 2.2 mmol). The resulting mixture was heated at reflux for 1 hour. It was cooled, poured into a saturated sodium bicarbonate solution (10 mL), and the mixture was extracted with ethyl acetate (3x10 mL). The combined extract was washed with aqueous sodium bicarbonate solution, brine, dried over sodium sulfate, filtered and concentrated to give an oily residue which was purified by flash chromatography (silica gel, 5% methanol-dichloromethane) to provide 4-(3,4-bis{[2-(methyloxy)ethyl]oxy}phenyl)-3-methyl-1*H*-pyrazol-5-amine (0.46 g, 1.4 mmol, 74% yield). <sup>1</sup>H NMR (400 MHz, CDCl<sub>3</sub>): 6.96-6.92 (m, 2H), 6.87-6.84 (d, d, 1H), 4.19-4.16 (m, 4H), 3.79-3.76 (m, 4H), 3.67 (s, 2H), 3.46 (s, 3H), 3.44 (s, 3H), 2.25 (s, 3H).

[0338] A mixture of 4-(3,4-bis{[2-(methyloxy)ethyl]oxy}phenyl)-3-methyl-1*H*-pyrazol-5-amine (114 mg, 0.36 mmol), 3-chloro-4-hydroxybenzaldehyde (117 mg, 0.75 mmol) and trifluoroacetic acid (3 mL) was heated at 70°C for 18 hours. Then the reaction mixture was concentrated, dissolved in 10 mL of *N,N*-dimethylformamide and purified by preparatory HPLC (Shimadzu LC-8A HPLC, Waters Xterra C18 30mm x100mm column, acetonitrile-water-trifluoroacetic eluent). After concentration then lyophilization of the pure fractions a yellow powder was obtained. It was dissolved in 4mL of 1:1 methanol: 4M hydrogen chloride in dioxane, and evaporated to dryness (repeated three times) to give 2-chloro-4-(1-methyl-7,8-bis{[2-(methyloxy)ethyl]oxy}-3*H*-pyrazolo[3,4-*c*]isoquinolin-5-yl)phenol hydrochloride salt (84 mg, 0.17 mmol, 47% yield). <sup>1</sup>H NMR (400 MHz, d<sub>6</sub>-DMSO): 10.65 (b, 1H), 7.68-7.67 (b, 2H), 7.53-7.48 (m, 2H), 7.16-7.14 (d, 1H), 4.45-4.43 (m, 2H), 4.09-4.07 (m, 2H), 3.80-3.78 (m, 2H), 3.68-3.66 (m, 2H), 3.36 (s, 3H), 3.30 (s, 3H), 2.81 (s, 3H); MS (EI) for C<sub>23</sub>H<sub>24</sub>ClN<sub>3</sub>O<sub>5</sub>: 458 (MH<sup>+</sup>).

[0339] Using the same or analogous synthetic techniques and/or substituting with alternative reagents, the following compounds of the invention were prepared:

[0340] 2-bromo-4-(1-methyl-7,8-bis{[2-(methyloxy)ethyl]oxy}-3*H*-pyrazolo[3,4-*c*]isoquinolin-5-yl)phenol hydrochloric acid salt: <sup>1</sup>H NMR (400 MHz, d<sub>6</sub>-DMSO): 10.80 (b, 1H), 7.82 (s, 1H), 7.68 (s, 1H), 7.57-7.55 (d, 1H), 7.49 (s, 1H), 7.15-7.13 (d, 1H), 4.45-4.43 (m, 2H), 4.09-4.07 (m, 2H), 3.80-3.78 (m, 2H), 3.68-3.66 (m, 2H), 3.36 (s, 3H), 3.30 (s, 3H), 2.81 (s, 3H); MS (EI) for C<sub>23</sub>H<sub>24</sub>BrN<sub>3</sub>O<sub>5</sub>: 503 (MH<sup>+</sup>).

**Example 18**

- [0341] 2-chloro-4-(1-methyl-9-(methyloxy)-8-{[2-(methyloxy)ethyl]oxy}-3H-pyrazolo[3,4-c]isoquinolin-5-yl)phenol hydrochloric acid salt: To a mixture of methyl 3-hydroxy-2-(methyloxy)benzoate (0.48 g, 2.6 mmol), potassium carbonate (0.73g, 5.3 mmol) and acetonitrile (30 mL) was added 1-bromo-2-(methyloxy)ethane (0.37mL, 4.0 mmol). The resulting mixture was heated at reflux 18 hours. After cooling to room temperature, the reaction mixture was diluted with ethyl acetate (100 mL), filtered and concentrated. The residue was then diluted with ethyl acetate (100 mL) and washed with 5% sodium hydroxide solution, water and brine (100 mL each), dried over sodium sulfate, filtered and concentrated to give an oily residue which was purified by flash chromatography (silica gel, 30% ethyl acetate-hexane) to provide methyl 2-(methyloxy)-3-{[2-(methyloxy)ethyl]oxy}benzoate, (0.54g, 2.3 mmol, 85% yield). <sup>1</sup>H NMR (400 MHz, CDCl<sub>3</sub>): 7.35-7.33 (m, 1H), 7.11-7.04 (m, 2H), 4.18-4.17 (m, 2H), 3.93 (s, 3H), 3.91 (s, 3H), 3.80-3.77 (m, 2H), 3.46 (s, 3H).
- [0342] To a solution of methyl 2-(methyloxy)-3-{[2-(methyloxy)ethyl]oxy}benzoate (0.54g, 2.3 mmol) at 0°C was added a solution of lithium aluminum hydride in tetrahydrofuran (1M, 2.8 mL, 2.8 mmol) and the resulting mixture was stirred for one hour. It was then quenched with ethyl acetate (1 mL) and 5% sodium hydroxide solution (1 mL), diluted with ether (100 mL), and filtered. The filtrate was washed water and brine (100 mL each), dried over sodium sulfate, filtered and concentrated to give (2-(methyloxy)-3-{[2-(methyloxy)ethyl]oxy}phenyl)methanol (0.37g, 1.7 mmol, 78% yield). <sup>1</sup>H NMR (400 MHz, CDCl<sub>3</sub>): 7.02-6.93 (d,d, 1H), 6.92-6.87 (m, 2H), 4.68 (s, 2H), 4.16-4.14 (m, 2H), 3.92 (s, 3H), 3.79-3.77 (m, 2H), 3.45 (s, 3H).
- [0343] To a solution of (2-(methyloxy)-3-{[2-(methyloxy)ethyl]oxy}phenyl)methanol (0.37g, 1.7 mmol) and pyridine (0.23mL 2.8 mmol) in tetrahydrofuran (8 mL) at 0°C was added thionyl chloride (0.14 mL, 1.9 mmol) and the reaction mixture warmed to room temperature and stirred for one hour. Then it was poured into water (20 mL) and extracted with ethyl acetate (3x 20 mL). The combined extract was washed with water and brine (20 mL each), dried over sodium sulfate, filtered and concentrated to give 1-(chloromethyl)-2-(methyloxy)-3-{[2-(methyloxy)ethyl]oxy}benzene (0.33g, 1.4 mmol, 82% yield). <sup>1</sup>H NMR (400 MHz, CDCl<sub>3</sub>): 7.01-6.89 (m, 3H), 4.63 (s, 2H), 4.16-4.13 (m, 2H), 3.95 (s, 3H), 3.79-3.77 (m, 2H), 3.44, m, 3H).
- [0344] 1-(Chloromethyl)-2-(methyloxy)-3-{[2-(methyloxy)ethyl]oxy}benzene (0.33g, 1.4

mmol) was dissolved in N,N-dimethylformamide (2 mL) followed by the addition potassium cyanide (0.12g, 1.6 mmol), and the resulting mixture was heated at 60°C for 18 hours. After cooling to room temperature, it was diluted with ethyl acetate (50 mL), washed with water and brine (20 mL each), dried over sodium sulfate, filtered and concentrated to give an oily residue which was purified by flash chromatography (50% ethyl acetate/hexanes) to provide (2-(methyloxy)-3-{[2-(methyloxy)ethyl]oxy}phenyl)acetonitrile (0.17g, 0.76 mmol, 54% yield). <sup>1</sup>H NMR (400 MHz, CDCl<sub>3</sub>): 7.03-7.00 (d,d, 1H), 6.95-6.89 (m, 2H), 4.16-4.14 (m, 2H), 3.94 (s, 3H), 3.79-3.77 (m, 2H), 3.70 (s, 2H), 3.44 (s, 3H).

[0345] To a suspension of (2-(methyloxy)-3-{[2-(methyloxy)ethyl]oxy}phenyl)acetonitrile (0.17g, 0.76 mmol) sodium hydride (40% oil dispersion, 93 mg, 2.3 mmol) in tetrahydrofuran (5mL), was added ethyl acetate (0.37 mL, 0.38 mmol), and the resulting mixture was stirred at 60°C for 1.5 hours. Then it was cooled to room temperature, and poured into a mixture of ice-water (50 mL). This aqueous mixture was washed with dichloromethane (3x 20 mL) then acidified to pH 2. The acidified mixture was extracted with ethyl acetate (3x30 mL). The combined extract was washed with saturated sodium bicarbonate solution, brine, dried over sodium sulfate, filtered and concentrated to give 2-(2-(methyloxy)-3-{[2-(methyloxy)ethyl]oxy}phenyl)-3-oxobutanenitrile (0.17g, 0.65 mmol, 85% yield). MS (EI) for C<sub>14</sub>H<sub>17</sub>NO<sub>4</sub>: 264 (MH<sup>+</sup>).

[0346] To a solution of 2-(2-(methyloxy)-3-{[2-(methyloxy)ethyl]oxy}phenyl)-3-oxobutanenitrile (0.17g, 0.65 mmol) in ethanol (5 mL) was added hydrazine dihydrochloride (99 mg, 0.94 mmol). The resulting mixture was heated at reflux for 1 hour. It was cooled, poured into a saturated sodium bicarbonate solution (10 mL), and the mixture was extracted with ethyl acetate (3x10 mL). The combined extract was washed with aqueous sodium bicarbonate solution, brine, dried over sodium sulfate, filtered and concentrated to give an oily residue which was purified by flash chromatography (silica gel, 5% methanol in dichloromethane) to provide 3-methyl-4-(2-(methyloxy)-3-{[2-(methyloxy)ethyl]oxy}phenyl)-1H-pyrazol-5-amine (115 mg, 0.42 mmol, 65% yield). MS (EI) for C<sub>14</sub>H<sub>19</sub>N<sub>3</sub>O<sub>3</sub>: 278 (MH<sup>+</sup>).

[0347] A mixture of 3-methyl-4-(2-(methyloxy)-3-{[2-(methyloxy)ethyl]oxy}phenyl)-1H-pyrazol-5-amine (115 mg, 0.42 mmol), 3-chloro-4-hydroxybenzaldehyde (100 mg, 0.64 mmol) and trifluoroacetic acid (3 mL) was heated at 70°C for 18 hours. The reaction mixture was concentrated, dissolved in 10 mL of N,N-dimethylformamide and purified by

preparatory HPLC (Shimadzu LC-8A HPLC, Waters Xterra C18 30mm x100mm column, acetonitrile-water-trifluoroacetic acid eluent). After concentration and lyophilization of the pure fractions a yellow powder was obtained. The solid was dissolved in 4mL of 1:1 methanol: 4M hydrogen chloride in dioxane, and evaporated to dryness (repeated three times) yielded 2-chloro-4-(1-methyl-9-(methyloxy)-8-{{2-(methyloxy)ethyl}oxy}-3H-pyrazolo[3,4-c]isoquinolin-5-yl)phenol hydrochloride salt (76 mg, 0.17 mmol, 40% yield) <sup>1</sup>H NMR (400 MHz, d<sub>6</sub>-DMSO): 10.82 (b, 1H), 7.80-7.78 (d, 1H), 7.65 (s, 1H), 7.46-7.44 (m, 2H), 7.18-7.16 (d, 1H), 4.37-4.35 (m, 2H), 3.94 (s, 3H), 3.78-3.76 (m, 2H), 3.36 (s, 3H), 2.83 (s, 3H); MS (EI) for C<sub>21</sub>H<sub>20</sub>ClN<sub>3</sub>O<sub>4</sub>: 414 (MH<sup>+</sup>).

[0348] Using the same or analogous synthetic techniques and/or substituting with alternative reagents, the following compounds of the invention were prepared:

[0349] 3-fluoro-4-(1-methyl-9-(methyloxy)-8-{{2-(methyloxy)ethyl}oxy}-3H-pyrazolo[3,4-c]isoquinolin-5-yl)phenol hydrochloric acid salt: <sup>1</sup>H NMR (400 MHz, d<sub>6</sub>-DMSO): 7.53-7.50 (d,d, 1H), 7.41-7.34 (m, 2H), 6.81-6.73 (m, 2H), 4.35-4.32 (m, 2H), 3.75-3.75 (m, 2H), 3.93 (s, 3H), 3.35 (s, 3H), 2.82(s, 3H); MS (EI) for C<sub>21</sub>H<sub>20</sub>FN<sub>3</sub>O<sub>4</sub>: 398 (MH<sup>+</sup>).

### Example 19

[0350] 2-chloro-4-(6,9-difluoro-1-methyl-8-{{2-(methyloxy)ethyl}oxy}-3H-pyrazolo[3,4-c]isoquinolin-5-yl)-5-fluorophenol: 2,5-Difluorophenol (10 g, 76.8 mmol) was dissolved in DMF (10 mL) and cooled in an ice bath. To the solution was added in portions, sodium hydride (60% w/w dispersion mineral oil; 4.61 g, 115.2 mmol). The mixture was warmed to room temperature and stirred for 30 min. *tert*-Butyldimethylsilyl chloride (11.6 g, 76.8 mmol) was added, and the mixture was stirred at room temperature for 15 hrs. The mixture was partitioned between ethyl acetate and water. The aqueous portion was extracted with ethyl acetate. The combined organic portion was washed with brine, dried over sodium sulfate, filtered and concentrated *in vacuo* to afford a yellow oil, which was purified by column chromatography. Eluting with *n*-hexane gave 14.8 g, 61 mmol (80%), of [(2,5-difluorophenyl)oxy](1,1-dimethylethyl)dimethylsilane as a colorless oil. <sup>1</sup>H NMR (CDCl<sub>3</sub>): 6.97-6.91 (m, 1H), 6.61-6.53 (m, 2H), 0.97 (s, 9H), 0.19 (s, 6H); MS (EI) for C<sub>12</sub>H<sub>18</sub>F<sub>2</sub>OSi: 245 (MH<sup>+</sup>).

[0351] To a solution of [(2,5-difluorophenyl)oxy](1,1-dimethylethyl)dimethylsilane (14.8

g, 60.6 mmol) in THF (150 mL) at  $-78^{\circ}\text{C}$  was added dropwise *sec*-butyllithium (1.4M in THF; 47.5 mL, 66.6 mmol). The mixture was stirred at  $-70^{\circ}\text{C}$  for 1 hr. While keeping the temperature below  $-70^{\circ}\text{C}$ , DMF (5.9 mL, 75.8 mmol) was added dropwise. The reaction mixture was stirred at  $-70^{\circ}\text{C}$  for 30 min, then warmed to room temperature. To the mixture was quickly added 6N HCl (30 mL) and stirring was continued for 30 min. The mixture was extracted with ethyl acetate. The combined organic portion was washed with water, brine, dried over sodium sulfate, filtered and concentrated *in vacuo* to afford 15.7 g, 57.6 mmol (95%), of 3-{[(1,1-dimethylethyl)(dimethyl)silyl]oxy}-2,5-difluorobenzaldehyde as a yellow oil.  $^1\text{H}$  NMR ( $\text{CDCl}_3$ ): 10.30 (s, 1H), 7.26-7.10 (m, 1H), 6.92-6.87 (m, 1H), 1.00 (s, 9H), 0.24 (s, 6H); MS (EI) for  $\text{C}_{13}\text{H}_{18}\text{F}_2\text{O}_2\text{Si}$ : 273 ( $\text{MH}^+$ ).

[0352] To a solution of 3-{[(1,1-dimethylethyl)(dimethyl)silyl]oxy}-2,5-difluorobenzaldehyde (15.7 g, 57.6 mmol) in ethanol (150 mL) at  $0^{\circ}\text{C}$  was added in portions sodium borohydride (3.27 g, 86.4 mmol). The mixture was stirred at room temperature for 30 min. The mixture was concentrated *in-vacuo*, and the residue was partitioned between ethyl acetate and water. The organic portion was washed with 20% citric acid, 1N HCl, water, brine, dried over sodium sulfate, filtered and concentrated *in vacuo* to afford a colorless oil which was purified by column chromatography. Eluting with dichloromethane gave 12.8 g, 46.8 mmol (81%), of (3-{[(1,1-dimethylethyl)(dimethyl)silyl]oxy}-2,5-difluorophenyl)methanol as a colorless oil.  $^1\text{H}$  NMR ( $\text{CDCl}_3$ ): 7.07-6.53 (m, 1H), 6.39-6.34 (m, 1H), 4.53 (s, 2H), 0.79 (s, 9H), 0.002 (s, 6H); MS (EI) for  $\text{C}_{13}\text{H}_{20}\text{F}_2\text{O}_2\text{Si}$ : 275 ( $\text{MH}^+$ ).

[0353] To a solution of (3-{[(1,1-dimethylethyl)(dimethyl)silyl]oxy}-2,5-difluorophenyl)methanol (4.0 g, 14.8 mmol) in toluene (35 mL) was added phosphorus tribromide (850  $\mu\text{l}$ , 8.8 mmol). The mixture was stirred at room temperature for 15 hrs. The mixture was concentrated *in vacuo*, and the residue was partitioned between ethyl acetate and water. The aqueous layer was extracted with ethyl acetate. The combined organic portion was washed with brine, dried over sodium sulfate and concentrated *in vacuo* to afford a yellow oil which was purified by column chromatography. Eluting with *n*-hexane gave 3.83 g, 11.4 mmol (77%), of {[3-(bromomethyl)-2,5-difluorophenyl]oxy}(1,1-dimethylethyl)dimethylsilane as a colorless oil.  $^1\text{H}$  NMR ( $\text{CDCl}_3$ ): 6.71-6.67 (m, 1H), 6.62-6.57 (m, 1H), 4.44 (s, 2H), 0.99 (s, 9H), 0.21 (s, 6H); MS (EI) for  $\text{C}_{13}\text{H}_{19}\text{F}_2\text{BrOSi}$ : 338 ( $\text{MH}^+$ ).

[0354] To a solution of {[3-(bromomethyl)-2,5-difluorophenyl]oxy}(1,1-



dimethylethyl)dimethylsilane (3.56 g, 10.6 mmol) in DMSO (30 mL) was added potassium cyanide (1.03 g, 15.8 mmol). The mixture was stirred at room temperature for 1 hr. The reaction mixture was partitioned between ethyl acetate and water. The aqueous portion was extracted with ethyl acetate. The combined organic portion was washed with brine, dried over sodium sulfate, filtered and concentrated *in vacuo* to afford an orange oil which was purified by column chromatography. Eluting with *n*-hexane gave 1.28 g, 4.51 mmol (43%), of (3-{[(1,1-dimethylethyl)(dimethyl)silyl]oxy}-2,5-difluorophenyl)acetonitrile as colorless oil. <sup>1</sup>H NMR (CDCl<sub>3</sub>): 7.24-6.72 (m, 1H), 6.64-6.59 (m, 1H), 3.73 (s, 2H), 1.00 (s, 9H), 0.21 (s, 6H); MS (EI) for C<sub>14</sub>H<sub>19</sub>NF<sub>2</sub>OSi: 338 (MH<sup>+</sup>).

[0355] To a solution of (3-{[(1,1-dimethylethyl)(dimethyl)silyl]oxy}-2,5-difluorophenyl)acetonitrile (1.22 g, 4.30 mmol) in DMF (10 mL) was added 2-bromoethyl methyl ether (485  $\mu$ l, 5.16 mmol) and potassium fluoride (0.5 g, 8.6 mmol). The mixture was stirred at room temperature for 15 hrs. The reaction mixture was partitioned between ethyl acetate and water. The aqueous portion was extracted with ethyl acetate. The combined organic portion was washed with brine, dried over sodium sulfate, filtered and concentrated *in-vacuo* to afford an orange oil, which was purified by column chromatography. Eluting with 30% ethyl acetate in hexanes gave 690 mg, 3.04 mmol (71%) of (2,5-difluoro-3-{[2-(methyloxy)ethyl]oxy}phenyl)acetonitrile as a colorless oil. <sup>1</sup>H NMR (CDCl<sub>3</sub>): 6.75-6.69 (m, 2H), 4.17-4.15 (m, 2H), 3.78-3.74 (m, 4H), 3.44 (s, 3H); MS (EI) for C<sub>11</sub>H<sub>11</sub>NO<sub>2</sub>F<sub>2</sub>: 228 (MH<sup>+</sup>).

[0356] To a solution of (2,5-difluoro-3-{[2-(methyloxy)ethyl]oxy}phenyl)acetonitrile (621 mg, 2.70 mmol) in THF (10 mL) cooled in an ice bath was added sodium hydride (60% w/w dispersion in mineral oil; 218 mg, 5.46 mmol). The mixture was stirred at room temperature for 15 min. To the mixture was added 1-acetylimidazole (452 mg, 4.1 mmol) and was stirred at 40°C for 15 min. The reaction mixture was cooled to room temperature and partitioned between 1N HCl and ethyl acetate. The aqueous layer was extracted with ethyl acetate. The organic portion was washed with brine, dried over sodium sulfate, and concentrated *in-vacuo* to afford 782 mg, 2.90 mmol of an orange oil. To the residue (764 mg, 2.84 mmol) was added ethanol (10 mL), followed by triethylamine (0.24 mL, 1.70 mmol) and Hydrazine dihydrochloride (358 mg, 3.40 mmol). The reaction mixture was stirred in a sealed vessel at 75°C for 6 hrs. The mixture cooled to room temperature and concentrated *in vacuo*. The residue was partition between 1N

HCl and ethyl acetate. The aqueous portion was extracted with ethyl acetate. The aqueous portion was brought to pH 9 and extracted using ethyl acetate. The organic portion was washed with brine, dried over sodium sulfate, filtered and concentrated *in vacuo* to afford 417 mg, 1.48 mmol (55%) of 4-(2,5-difluoro-3-{[2-(methyloxy)ethyl]oxy}phenyl)-3-methyl-1*H*-pyrazol-5-amine as an orange residue. MS (EI) for C<sub>13</sub>H<sub>15</sub>N<sub>3</sub>O<sub>2</sub>F<sub>2</sub>: 284 (MH<sup>+</sup>).

[0357] To 4-(2,5-difluoro-3-{[2-(methyloxy)ethyl]oxy}phenyl)-3-methyl-1*H*-pyrazol-5-amine (40 mg, 0.141mmol) and 5-chloro-2-fluoro-4-hydroxybenzaldehyde (30 mg, 0.172 mmol) was added zinc trifluoromethanesulfonate (130 mg, 0.282 mmol) followed by acetonitrile (100  $\mu$ l, 1.90 mmol) and finally 1,2-Dichloroethane (5 mL). The mixture was stirred in a sealed vessel at 120°C for 18hrs. The mixture was cooled to room temperature and partitioned between dichloromethane and saturated ammonia chloride. The aqueous portion was extracted with ethyl acetate. The combined organic portion was washed with brine, dried over sodium sulfate and concentrated *in vacuo* to afford an orange residue, which was purified by column chromatography. Eluting with 10% ethyl acetate in dichloromethane gave 12.7 mg, 0.03mmol (21%), of 2-chloro-4-(6,9-difluoro-1-methyl-8-{[2-(methyloxy)ethyl]oxy}-3*H*-pyrazolo[3,4-*c*]isoquinolin-5-yl)-5-fluorophenol as a white solid. <sup>1</sup>H NMR (400 MHz, CD<sub>3</sub>OD)  $\delta$ : 7.45 (d, 1H), 7.09 (q, 1H), 6.70 (d, 1H), 4.38 (t, 2H), 3.82 (t, 2H), 3.42 (s, 3H), 2.80 (d, 3H); MS (EI) for C<sub>20</sub>H<sub>15</sub>N<sub>3</sub>O<sub>3</sub>F<sub>3</sub>Cl: 438 (MH<sup>+</sup>).

[0358] Using the same or analogous synthetic techniques and/or substituting with alternative reagents, the following compounds of the invention were prepared:

[0359] 4-(6,9-difluoro-1-methyl-8-{[2-(methyloxy)ethyl]oxy}-3*H*-pyrazolo[3,4-*c*]isoquinolin-5-yl)-3-fluorophenol: <sup>1</sup>H NMR (400 MHz, CD<sub>3</sub>OD): 7.34 (t, 1H), 7.22-7.04 (m, 1H), 6.72 (dd, 1H), 6.57 (dd, 1H), 4.38-4.31 (m, 2H), 3.86-3.81 (m, 2H), 3.46 (s, 3H), 2.87-2.72 (m, 3H); MS (EI) for C<sub>20</sub>H<sub>16</sub>F<sub>3</sub>N<sub>3</sub>O<sub>3</sub>: 404 (MH<sup>+</sup>).

[0360] 2-chloro-4-(6,9-difluoro-1-methyl-8-{[2-(methyloxy)ethyl]oxy}-3*H*-pyrazolo[3,4-*c*]isoquinolin-5-yl)phenol: <sup>1</sup>H NMR (400 MHz, d<sub>6</sub>-DMSO): 13.7 (br s, 1H), 10.5 (s, 1H), 7.49 (s, 1H), 7.43 (dd, 1H), 7.33-7.25 (m, 1H), 7.02 (d, 1H), 4.41-4.33 (m, 2H), 3.76-3.70 (m, 2H), 3.34 (s, 3H), 2.72 (d, 3H); MS (EI) for C<sub>20</sub>H<sub>16</sub>ClF<sub>2</sub>N<sub>3</sub>O<sub>3</sub>: 420 (MH<sup>+</sup>).

[0361] 6,9-difluoro-5-(2-fluorophenyl)-1-methyl-8-{[2-(methyloxy)ethyl]oxy}-3*H*-pyrazolo[3,4-*c*]isoquinoline: <sup>1</sup>H NMR (400 MHz, d<sub>6</sub>-DMSO): 13.8 (br s, 1H), 7.62-7.51 (m, 2H), 7.47 (dd, 1H), 7.38-7.28 (m, 2H), 4.43-4.35 (m, 2H), 3.77-3.71 (m, 2H), 3.34 (s,

3H), 2.76 (d, 3H); MS (EI) for  $C_{20}H_{16}F_3N_3O_2$ : 388 ( $MH^+$ ).

[0362] 4-[6,9-difluoro-1-methyl-8-(methyloxy)-3*H*-pyrazolo[3,4-*c*]isoquinolin-5-yl]phenol  $^1H$  NMR (400 MHz,  $d_6$ -dmsO): 9.69 (s, 1H), 7.38-7.31 (m, 3H), 6.81 (d, 2H), 3.99 (s, 3H), 2.69 (s, 3H); MS (EI) for  $C_{18}H_{13}N_3O_2F_2$ : 342 ( $MH^+$ ).

[0363] 4-(6,9-difluoro-1-methyl-8-{[2-(methyloxy)ethyl]oxy}-3*H*-pyrazolo[3,4-*c*]isoquinolin-5-yl)phenol.  $^1H$  NMR (400 MHz,  $CD_3OD$ ): 7.36 (d, 2H), 7.20 (q, 1H), 6.86 (d, 1H), 4.37 (t, 2H), 3.84 (t, 2H), 3.47 (s, 3H), 2.82 (d, 3H); MS (EI) for  $C_{20}H_{17}N_3O_3F_2$ : 386 ( $MH^+$ ).

### Example 20

[0364] 5-(3-Chloro-4-hydroxyphenyl)-6,9-difluoro-1-methyl-3*H*-pyrazolo[3,4-*c*]isoquinolin-8-ol: (3-{[(1,1-Dimethylethyl)(dimethyl)silyl]oxy}-2,5-difluorophenyl) acetonitrile (0.353 g, 1.25 mmol) was dissolved in dimethylformamide (3 mL) and potassium fluoride (0.145 g, 2.50 mmol) was added followed by chloromethyl methyl ether (0.117 mL, 1.54 mmol). The mixture was stirred at room temperature for 0.2 h and then was partitioned between ethyl acetate and water. The aqueous portion was extracted with ethyl acetate. The combined organic portion was washed with brine, dried over sodium sulfate, filtered and concentrated *in vacuo* to afford an oil which was purified by column chromatography (ethyl acetate-hexanes 1:6) to afford (2,5-difluoro-3-{[(methyloxy)methyl]oxy}phenyl)acetonitrile as a light brown solid (0.253 g, 1.19 mmol, 95% yield).  $^1H$  NMR (400 MHz,  $CDCl_3$ ): 7.05-6.93 (m, 1H), 6.87-6.77 (m, 1H), 5.22 (s, 2H), 3.76 (s, 2H), 3.51 (s, 3H); GCMS for  $C_{10}H_9NO_2$ : 213 ( $M^+$ ).

[0365] To NaH (60 wt. % dispersion in oil; 0.09 g, 2.25 mmol) suspended in THF (4 mL) was added (2,5-difluoro-3-{[(methyloxy)methyl]oxy}phenyl)acetonitrile (0.240 g, 1.13 mmol) and then 1-acetylimidazole (0.186 g, 1.69 mmol). The mixture was stirred at 40°C for 0.3 h. The mixture was cooled to room temperature, was acidified with 1 N HCl and ethyl acetate. The organic portion was washed with brine, dried over sodium sulfate, filtered and concentrated *in vacuo* to afford a yellow oil which was dissolved in dichloromethane : MeOH (1:1, 8 mL) and treated with *para*-toluenesulfonic acid monohydrate (0.045 g, 0.237 mmol) at 40°C for 15 h. The mixture was partitioned between ethyl acetate and saturated sodium bicarbonate solution. The aqueous portion was extracted with ethyl acetate. The combined organic portion was washed with brine,

dried over sodium sulfate, filtered and concentrated *in vacuo* to afford a yellow oil which was dissolved in EtOH (4 mL) and treated with *tert*-butylhydrazine hydrochloride (0.136 g, 1.09 mmol) at 75°C for 18 h and at room temperature for 38 h. The mixture was concentrated *in vacuo* and the residue was partitioned between ethyl acetate and saturated sodium bicarbonate solution. The aqueous portion was extracted with ethyl acetate. The combined organic portion was washed with brine, dried over sodium sulfate, filtered and concentrated *in vacuo* to afford 3-[5-amino-1-(1,1-dimethylethyl)-3-methyl-1*H*-pyrazol-4-yl]-2,5-difluorophenol as a pale brown solid (0.248 g, 0.883 mmol, 78% yield). MS (EI) for C<sub>14</sub>H<sub>17</sub>F<sub>2</sub>N<sub>3</sub>O: 282 (MH<sup>+</sup>).

[0366] To 3-[5-amino-1-(1,1-dimethylethyl)-3-methyl-1*H*-pyrazol-4-yl]-2,5-difluorophenol (0.050 g, 0.178 mmol) and 3-chloro-4-[(phenylmethyl)oxy]benzaldehyde (0.044 g, 0.178 mmol) was added acetic acid (1 mL). The mixture was stirred at 120°C for 4.5 h and then concentrated *in vacuo* to afford a residue which was co-evaporated with EtOH (2x) to afford a film which was purified by column chromatography (ether-dichloromethane 1:20) to afford 5-{3-chloro-4-[(phenylmethyl)oxy]phenyl}-3-(1,1-dimethylethyl)-6,9-difluoro-1-methyl-3*H*-pyrazolo[3,4-*c*]isoquinolin-8-ol as a light brown foam (0.042 g, 0.083 mmol, 47% yield). <sup>1</sup>H NMR (400 MHz, CDCl<sub>3</sub>): 7.63 (t, 1H), 7.55-7.51 (m, 2H), 7.46-7.34 (m, 5H), 7.06 (d, 1H), 6.86 (dd, 1H), 5.25 (s, 2H), 2.81 (d, 3H), 1.84 (s, 9H); MS (EI) for C<sub>28</sub>H<sub>24</sub>ClF<sub>2</sub>N<sub>3</sub>O<sub>2</sub>: 508 (MH<sup>+</sup>).

[0367] 5-{3-Chloro-4-[(phenylmethyl)oxy]phenyl}-3-(1,1-dimethylethyl)-6,9-difluoro-1-methyl-3*H*-pyrazolo[3,4-*c*]isoquinolin-8-ol (0.010 g, 0.020 mmol) was dissolved in trifluoroacetic acid (0.5 mL) and stirred at room temperature for 1.3 h, then at 50°C for 0.2 h and finally at 60°C for 0.5 h. The mixture was then concentrated *in vacuo* to afford a residue which was purified by preparative HPLC to afford 5-(3-chloro-4-hydroxyphenyl)-6,9-difluoro-1-methyl-3*H*-pyrazolo[3,4-*c*]isoquinolin-8-ol as a yellow solid (0.0047 g, 0.013 mmol, 66% yield). <sup>1</sup>H NMR (400 MHz, CD<sub>3</sub>OD): 7.47 (t, 1H), 7.28 (dt, 1H), 6.98 (d, 1H), 6.86 (dd, 1H), 2.82 (d, 3H); MS (EI) for C<sub>17</sub>H<sub>10</sub>ClF<sub>2</sub>N<sub>3</sub>O<sub>2</sub>: 362 (MH<sup>+</sup>), 394 (MNa<sup>+</sup>), 400 (MK<sup>+</sup>).

[0368] Using the same or analogous synthetic techniques and/or substituting with alternative reagents, the following compounds of the invention were prepared:

[0369] 6,9-difluoro-5-furan-3-yl-1-methyl-3*H*-pyrazolo[3,4-*c*]isoquinolin-8-ol hydrochloride: <sup>1</sup>H NMR (400 MHz, CD<sub>3</sub>OD): 8.18-8.15 (m, 1H), 7.80-7.77 (m, 1H), 7.09

(dd, 1H), 6.93-6.89 (m, 1H), 2.92 (d, 3H); MS (EI) for C<sub>15</sub>H<sub>9</sub>F<sub>2</sub>N<sub>3</sub>O<sub>2</sub>: 302 (MH<sup>+</sup>).

[0370] 6,9-difluoro-5-furan-2-yl-1-methyl-3*H*-pyrazolo[3,4-*c*]isoquinolin-8-ol hydrochloride: <sup>1</sup>H NMR (400 MHz, CD<sub>3</sub>OD): 7.90-7.88 (m, 1H), 7.18 (t, 1H), 7.02 (dd, 1H), 6.76 (dd, 1H), 2.86 (d, 3H); MS (EI) for C<sub>15</sub>H<sub>9</sub>F<sub>2</sub>N<sub>3</sub>O<sub>2</sub>: 302 (MH<sup>+</sup>).

[0371] 6,9-difluoro-5-(4-hydroxybutyl)-1-methyl-3*H*-pyrazolo[3,4-*c*]isoquinolin-8-ol hydrochloride: <sup>1</sup>H NMR (400 MHz, CD<sub>3</sub>OD): 7.17 (dd, 1H), 3.63 (t, 2H), 3.51-3.44 (m, 2H), 2.89 (d, 3H), 1.99-1.88 (m, 2H), 1.77-1.68 (m, 2H); MS (EI) for C<sub>15</sub>H<sub>15</sub>F<sub>2</sub>N<sub>3</sub>O<sub>2</sub>: 308 (MH<sup>+</sup>), 330 (MNa<sup>+</sup>).

[0372] 4-(6,9-difluoro-8-hydroxy-1-methyl-3*H*-pyrazolo[3,4-*c*]isoquinolin-5-yl)-*N*-hydroxybenzenecarboximidamide trifluoroacetate: <sup>1</sup>H NMR (400 MHz, CD<sub>3</sub>OD): 7.83-7.74 (m, 4H), 6.88 (dd, 1H), 2.86 (d, 3H); MS (EI) for C<sub>18</sub>H<sub>13</sub>F<sub>2</sub>N<sub>5</sub>O<sub>2</sub>: 370 (MH<sup>+</sup>).

[0373] 3-(6,9-difluoro-8-hydroxy-1-methyl-3*H*-pyrazolo[3,4-*c*]isoquinolin-5-yl)-*N*-hydroxybenzenecarboximidamide trifluoroacetate: <sup>1</sup>H NMR (400 MHz, CD<sub>3</sub>OD): 7.89-7.84 (m, 2H), 7.84-7.79 (m, 1H), 7.75-7.69 (m, 1H), 6.88 (dd, 1H), 2.85 (d, 3H); MS (EI) for C<sub>18</sub>H<sub>13</sub>F<sub>2</sub>N<sub>5</sub>O<sub>2</sub>: 370 (MH<sup>+</sup>).

[0374] 5-(4-aminophenyl)-6,9-difluoro-1-methyl-3*H*-pyrazolo[3,4-*c*]isoquinolin-8-ol trifluoroacetate: <sup>1</sup>H NMR (400 MHz, CD<sub>3</sub>OD): 7.61 (dd, 2H), 7.32 (d, 2H), 6.88 (dd, 1H), 2.85 (d, 3H); MS (EI) for C<sub>17</sub>H<sub>12</sub>F<sub>2</sub>N<sub>4</sub>O: 327 (MH<sup>+</sup>).

[0375] 6,9-difluoro-5-(3-hydroxypropyl)-1-methyl-3*H*-pyrazolo[3,4-*c*]isoquinolin-8-ol: <sup>1</sup>H NMR (400 MHz, CD<sub>3</sub>OD): 6.98 (dd, 1H), 3.72 (t, 2H), 3.43-3.37 (m, 2H), 2.78 (d, 3H), 2.09-2.00 (m, 2H); MS (EI) for C<sub>14</sub>H<sub>13</sub>F<sub>2</sub>N<sub>3</sub>O<sub>2</sub>: 294 (MH<sup>+</sup>), 316 (MNa<sup>+</sup>).

[0376] 5-(5-amino-2-thienyl)-6,9-difluoro-1-methyl-3*H*-pyrazolo[3,4-*c*]isoquinolin-8-ol trifluoroacetate: <sup>1</sup>H NMR (400 MHz, CD<sub>3</sub>OD): 7.20 (d, 1H), 6.92 (dd, 1H), 6.28 (d, 1H), 2.78 (d, 3H); MS (EI) for C<sub>15</sub>H<sub>10</sub>F<sub>2</sub>N<sub>4</sub>OS: 333 (MH<sup>+</sup>).

[0377] 5-(2-amino-1,3-thiazol-4-yl)-6,9-difluoro-1-methyl-3*H*-pyrazolo[3,4-*c*]isoquinolin-8-ol trifluoroacetate: <sup>1</sup>H NMR (400 MHz, CD<sub>3</sub>OD): 7.07 (s, 1H), 6.99 (dd, 1H), 2.83 (d, 3H); MS (EI) for C<sub>14</sub>H<sub>9</sub>F<sub>2</sub>N<sub>5</sub>OS: 334 (MH<sup>+</sup>).

[0378] 5-(5-amino-1,3,4-thiadiazol-2-yl)-6,9-difluoro-1-methyl-3*H*-pyrazolo[3,4-*c*]isoquinolin-8-ol trifluoroacetate: <sup>1</sup>H NMR (400 MHz, d<sub>6</sub>-DMSO): 11.5 (br s, 1H), 7.55 (br s, 2H), 7.03 (dd, 1H), 2.75 (d, 3H); MS (EI) for C<sub>13</sub>H<sub>8</sub>F<sub>2</sub>N<sub>6</sub>OS: 335 (MH<sup>+</sup>), 357 (MNa<sup>+</sup>).

- [0379] 6,9-difluoro-5-(2-imino-3-methyl-2,3-dihydro-1,3-thiazol-5-yl)-1-methyl-3H-pyrazolo[3,4-c]isoquinolin-8-ol trifluoroacetate:  $^1\text{H}$  NMR (400 MHz,  $\text{d}_6\text{-DMSO}$ ): 11.4 (br s, 1H), 8.75 (br s, 1H), 7.56 (d, 1H), 7.04 (dd, 1H), 2.96 (s, 3H), 2.69 (d, 3H); MS (EI) for  $\text{C}_{15}\text{H}_{11}\text{F}_2\text{N}_5\text{OS}$ : 348 ( $\text{MH}^+$ ).
- [0380] 6,9-difluoro-1-methyl-5-(1-oxidopyridin-4-yl)-3H-pyrazolo[3,4-c]isoquinolin-8-ol: MS (EI) for  $\text{C}_{16}\text{H}_{10}\text{F}_2\text{N}_4\text{O}_2$ : 329.2 ( $\text{MH}^+$ ).
- [0381] 6,9-difluoro-5-(1H-indol-5-yl)-1-methyl-3H-pyrazolo[3,4-c]isoquinolin-8-ol  $^1\text{H}$  NMR (400 MHz,  $\text{CD}_3\text{OD}$ ): 7.82 (s, 1H), 7.52 (d, 1H), 7.38 (s, 1H), 7.31 (d, 1H), 6.90 (q, 1H), 6.57 (d, 1H), 2.86 (d, 3H); MS (EI) for  $\text{C}_{19}\text{H}_{12}\text{F}_2\text{N}_4\text{O}$ : 351 ( $\text{MH}^+$ ).
- [0382] 5-(1H-benzimidazol-6-yl)-6,9-difluoro-1-methyl-3H-pyrazolo[3,4-c]isoquinolin-8-ol  $^1\text{H}$  NMR (400 MHz,  $\text{CD}_3\text{OD}$ ): 9.46 (s, 1H), 8.01 (s, 1H), 7.92 (d, 1H), 7.77 (d, 1H), 6.83 (q, 1H), 2.81 (d, 3H); MS (EI) for  $\text{C}_{18}\text{H}_{11}\text{F}_2\text{N}_5\text{O}$ : 352 ( $\text{MH}^+$ ).
- [0383] 5-(2-aminoethyl)-6,9-difluoro-1-methyl-3H-pyrazolo[3,4-c]isoquinolin-8-ol  $^1\text{H}$  NMR (400 MHz,  $\text{d}_6\text{-DMSO}$ ): 7.12 (q, 1H), 3.65-3.60 (m, 2H), 3.41-3.38 (m, 2H), 2.69 (d, 3H); MS (EI) for  $\text{C}_{13}\text{H}_{12}\text{F}_2\text{N}_4\text{O}$ : 279 ( $\text{MH}^+$ ).
- [0384] 5-(2-amino-1,3-thiazol-5-yl)-6,9-difluoro-1-methyl-3H-pyrazolo[3,4-c]isoquinolin-8-ol  $^1\text{H}$  NMR (400 MHz,  $\text{CD}_3\text{OD}$ ): 7.54 (d, 1H), 6.90 (q, 1H), 2.68 (d, 3H); MS (EI) for  $\text{C}_{14}\text{H}_9\text{F}_2\text{N}_5\text{OS}$ : 334 ( $\text{MH}^+$ ).
- [0385] 5-(6-aminopyridin-3-yl)-6,9-difluoro-1-methyl-3H-pyrazolo[3,4-c]isoquinolin-8-ol  $^1\text{H}$  NMR (400 MHz,  $\text{CD}_3\text{OD}$ ): 8.03-7.98 (m, 2H), 6.97 (d, 1H), 6.78 (q, 1H), 2.65 (d, 3H); MS (EI) for  $\text{C}_{16}\text{H}_{11}\text{F}_2\text{N}_5\text{O}$ : 328 ( $\text{MH}^+$ ).
- [0386] 6,9-difluoro-5-(1H-indol-6-yl)-1-methyl-3H-pyrazolo[3,4-c]isoquinolin-8-ol  $^1\text{H}$  NMR (400 MHz,  $\text{CD}_3\text{OD}$ ): 7.68-7.66 (m, 2H), 7.41 (d, 1H), 7.20 (d, 1H), 6.89 (q, 1H), 6.56 (d, 1H), 2.85 (d, 3H); MS (EI) for  $\text{C}_{19}\text{H}_{12}\text{F}_2\text{N}_4\text{O}$ : 351 ( $\text{MH}^+$ ).
- [0387] N-[5-(6,9-difluoro-8-hydroxy-1-methyl-3H-pyrazolo[3,4-c]isoquinolin-5-yl)-1,3-thiazol-2-yl]acetamide  $^1\text{H}$  NMR (400 MHz,  $\text{d}_6\text{-DMSO}$ ): 7.71 (d, 1H), 7.02 (q, 1H), 2.71 (d, 3H), 2.19 (s, 3H); MS (EI) for  $\text{C}_{16}\text{H}_{11}\text{F}_2\text{N}_5\text{O}_2\text{S}$ : 351 ( $\text{MH}^+$ ).
- [0388] 5-(3-aminophenyl)-6,9-difluoro-1-methyl-3H-pyrazolo[3,4-c]isoquinolin-8-ol  $^1\text{H}$  NMR (400 MHz,  $\text{CD}_3\text{OD}$ ): 7.65-7.58 (m, 2H), 7.54 (s, 1H), 7.49 (d, 1H), 6.85 (q, 1H), 2.81 (d, 3H); MS (EI) for  $\text{C}_{17}\text{H}_{12}\text{F}_2\text{N}_4\text{O}$ : 327 ( $\text{MH}^+$ ).
- [0389] 6,9-difluoro-1-methyl-5-(1,3-thiazol-5-yl)-3H-pyrazolo[3,4-c]isoquinolin-8-ol  $^1\text{H}$

NMR (400 MHz,  $d_6$ -DMSO): 9.24 (s, 1H), 8.13 (d, 1H), 7.18 (q, 1H), 2.73 (d, 3H); MS (EI) for  $C_{14}H_8F_2N_4OS$ : 319 ( $MH^+$ ).

### Example 21

[0390] 2-chloro-4-(6,11-difluoro-1-methyl-8,9-dihydro-3*H*-[1,4]dioxino[2,3-*g*]pyrazolo[3,4-*c*]isoquinolin-5-yl)-5-fluorophenol: To a solution of 2-bromoethanol (3.5 mL, 49.3 mmol) in DCM (20 mL) was added *tert*-butyldimethylsilyl chloride (8.17 g, 54.2 mmol) followed by triethylamine (13.85 mL, 98.6 mmol) and finally 4-dimethylaminopyridine (55 mg, 0.394 mmol). The mixture was stirred at room temperature for 15 hrs, and then concentrated *in-vacuo*. The residue was partitioned between 1N HCl and ethyl acetate. The aqueous portion was extracted with ethyl acetate. The combined organic portion was washed with brine, dried over sodium sulfate, filtered and concentrated *in-vacuo* to afford a yellow oil, which was purified by column chromatography. Eluting with *n*-hexane gave 11.8 g, 49.3 mmol (100%), of [(2-bromoethyl)oxy](1,1-dimethylethyl)dimethylsilane as a colorless oil.  $^1H$  NMR (400 MHz,  $CDCl_3$ ): 3.89 (t, 2H), 3.40 (t, 2H), 0.91 (s, 9H), 0.091 (s, 6H); GC/MS for  $C_8H_{19}BrOSi$ : 239 ( $M^+$ ).

[0391] To a solution of [(2-bromoethyl)oxy](1,1-dimethylethyl)dimethylsilane (11.79 g, 49.3 mmol) in DMF (100 mL) was added 3-Hydroxy-2,4,5-trifluorobenzoic acid (3 g, 15.6 mmol) and potassium carbonate (7.65 g, 55.2 mmol). The mixture was stirred at 70°C for 15 hrs. The mixture was cooled to room temperature and concentrated *in-vacuo*. The residue was partitioned between 1N HCl and ethyl acetate. The aqueous layer was extracted with ethyl acetate. The organic portion was washed with brine, dried over sodium sulfate, filtered and concentrated *in-vacuo* to afford a yellow oil, which was purified by column chromatography. Eluting with 10% ethyl acetate in hexane gave 5.8 g, 11.4 mmol (23%), of 2-{[(1,1-dimethylethyl)(dimethyl)silyl]oxy}ethyl-3-[(2-{[(1,1-dimethylethyl)(dimethyl)silyl]oxy}ethyl)oxy]-2,4,5-trifluorobenzoate as a colorless oil.  $^1H$  NMR (400 MHz,  $CDCl_3$ ): 7.49-7.26 (m, 1H), 4.40 (t, 2H), 4.27 (t, 2H), 3.95-3.91 (m, 4H), 0.89 (s, 9H), 0.86 (s, 9H), 0.074 (s, 6H), 0.056 (s, 6H); MS (EI) for  $C_{23}H_{39}O_5F_3Si$ : 509 ( $MH^+$ ).

[0392] 2-{[(1,1-dimethylethyl)(dimethyl)silyl]oxy}ethyl-3-[(2-{[(1,1-dimethylethyl)(dimethyl)silyl]oxy}ethyl)oxy]-2,4,5-trifluorobenzoate (5.8 g, 11.4 mmol) was added dropwise to a stirred suspension of lithium aluminum hydride (1.0 M in THF;

35 mL, 35 mmol) in THF (100 mL) at 0°C. The reaction was stirred at room temperature for 1 hr. The mixture was cooled to 0°C. Ethyl acetate (3 mL) was added slowly to the suspension, followed by water (1.25 mL), 15% aqueous sodium hydroxide solution (5 mL) and water (1.25 mL). The mixture was filtered through a pad of celite and washed with diethyl ether. The filtrate was concentrated *in-vacuo* to afford 3.6 g, 10.7 mmol (94%), of {3-[(2-[(1,1-dimethylethyl)(dimethyl)silyl]oxy)ethyl]oxy}-2,4,5-trifluorophenyl]methanol as a colorless oil. <sup>1</sup>H NMR (400 MHz, CDCl<sub>3</sub>): 7.00-6.94 (m, 1H), 4.70 (d, 2H), 4.25 (t, 2H), 3.93 (t, 2H), 0.87 (s, 9H), 0.064 (s, 6H); GC/MS for C<sub>15</sub>H<sub>23</sub>O<sub>3</sub>F<sub>3</sub>Si: 336 (M<sup>+</sup>).

[0393] To a solution of {3-[(2-[(1,1-dimethylethyl)(dimethyl)silyl]oxy)ethyl]oxy}-2,4,5-trifluorophenyl]methanol (3.6 g, 10.7 mmol) in dichloromethane (30 mL) was added 3,4-dihydro-2H-pyran (1.96 mL, 21.4 mmol). The solution was cooled to 0°C and *p*-toluenesulfonyl chloride (20 mg, 0.107 mmol) was added. The solution was stirred at room temperature for 15 hrs. The solution was partitioned between saturated sodium bicarbonate and dichloromethane. The organic portion was washed with water, brine and dried over sodium sulfate, filtered and concentrated *in-vacuo* to afford an orange oil, which was purified by column chromatography. Eluting with 10% ethyl acetate in hexane gave 3.33 g, 7.9 mmol (74%) of (1,1-dimethylethyl)(dimethyl){[2-({2,3,6-trifluoro-5-[(tetrahydro-2H-pyran-2-yloxy)methyl]phenyl}oxy)ethyl]oxy}silane as a colorless oil. <sup>1</sup>H NMR (400 MHz, CDCl<sub>3</sub>): 7.0-6.94 (m, 1H), 4.92-4.65 (m, 2H), 4.51-4.58 (m, 1H), 4.25 (t, 2H), 3.93 (t, 2H), 3.93-3.82 (m, 1H), 3.61-3.52 (m, 1H), 1.89-1.55 (m, 6H), 0.87 (s, 9H), 0.065 (s, 6H); GC/MS for C<sub>20</sub>H<sub>31</sub>O<sub>4</sub>F<sub>3</sub>Si: 363 (M<sup>+</sup>).

[0394] To a solution of (1,1-dimethylethyl)(dimethyl){[2-({2,3,6-trifluoro-5-[(tetrahydro-2H-pyran-2-yloxy)methyl]phenyl}oxy)ethyl]oxy}silane (3.12 g, 7.42 mmol) in DMF (22 mL) was added potassium fluoride (453 mg, 7.79 mmol). The mixture was stirred at reflux for 15 hrs. The mixture was cooled to room temperature and partitioned between 1N HCl and ethyl acetate. The aqueous portion was extracted with ethyl acetate. The combined organic portion was washed with brine, dried over sodium sulfate, filtered and concentrated *in-vacuo* to afford a yellow oil, which was purified by column chromatography. Eluting with 5% ethyl acetate in dichloromethane gave, 795 mg, 2.77 mmol (37%), of 5,8-difluoro-6-[(tetrahydro-2H-pyran-2-yloxy)methyl]-2,3-dihydro-1,4-benzodioxine as a colorless oil. <sup>1</sup>H NMR (400 MHz, CDCl<sub>3</sub>): 6.73 (q, 1H), 4.75-4.65 (m, 2H), 4.49-4.42 (m, 1H), 4.33 (s, 4H), 3.91-3.82 (m, 1H), 3.59-3.51 (m, 1H), 1.85-1.45 (m,



6H); GC/MS for  $C_{14}H_{16}O_4F_2$ : 286 ( $M^+$ ).

[0395] To a solution of 5,8-difluoro-6-[(tetrahydro-2H-pyran-2-yloxy)methyl]-2,3-dihydro-1,4-benzodioxine (785 mg, 2.74 mmol) in toluene (5 mL) was added phosphorous tribromide (155  $\mu$ l, 1.65 mmol) and the solution was stirred at room temperature for 15 hrs. The solution was concentrated *in-vacuo*, and the residue was partitioned between water and ethyl acetate. The aqueous layer was extracted with ethyl acetate. The combined organic portion was washed with brine, dried over sodium sulfate, filtered and concentrated *in-vacuo* to afford 700 mg, 2.64 mmol (96%) of 6-(bromomethyl)-5,8-difluoro-2,3-dihydro-1,4-benzodioxine as a pale yellow oil.  $^1H$  NMR (400 MHz,  $CDCl_3$ ): 6.68 (q, 1H), 4.33 (s, 2H), 4.35 (s, 4H); GC/MS (EI) for  $C_9H_7O_2F_2Br$ : 265 ( $M^+$ ).

[0396] To a solution of 6-(bromomethyl)-5,8-difluoro-2,3-dihydro-1,4-benzodioxine (686 mg, 2.59 mmol) in DMSO (3 mL) was added potassium cyanide (186 mg, 2.85 mmol). The mixture was stirred at room temperature for 4 hrs. The mixture was partitioned between water and ethyl acetate. The aqueous portion was extracted with ethyl acetate. The combined organic portion was washed with brine, dried over sodium sulfate, and concentrated *in-vacuo* to afford an orange residue, which was purified by column chromatography. Eluting with 20% ethyl acetate in hexanes gave 307 mg, 1.45 mmol (56%), of (5,8-difluoro-2,3-dihydro-1,4-benzodioxin-6-yl)acetonitrile as a white solid.  $^1H$  NMR (400 MHz,  $CDCl_3$ ): 6.75 (q, 1H), 4.37 (s, 4H), 3.69 (s, 2H); GC/MS for  $C_{10}H_7NO_2F_2$ : 211 ( $M^+$ ).

[0397] A solution of (5,8-difluoro-2,3-dihydro-1,4-benzodioxin-6-yl)acetonitrile (300 mg, 1.42 mmol) in THF (3 mL) was cooled in an ice bath. To the solution was added sodium hydride (60% w/w dispersion in mineral oil; 113.6 mg, 2.84 mmol) and the mixture was stirred at 40°C for 10 min. To the mixture was added 1-acethylimidazole (234 mg, 2.84 mmol), and the mixture was stirred at 40°C for an additional 5 min. The mixture was cooled to room temperature and partitioned between 1N HCl and ethyl acetate. The aqueous portion was extracted with ethyl acetate. The combined organic portion was washed with brine, dried over sodium sulfate, filtered and concentrated *in-vacuo*. To the residue (420 mg, 1.65 mmol) was added ethanol (10 mL), followed by triethylamine (140  $\mu$ l, 1.0 mmol) and Hydrazine dihydrochloride (209 mg, 2.0 mmol). The mixture was stirred in a sealed vessel at 75°C for 6 hrs. The mixture was cooled to room temperature and concentrated *in-vacuo*. The residue was partitioned between 1N HCl and diethyl ether. The aqueous portion was extracted with diethyl ether. The aqueous layer was

brought to pH 8 and was extracted with ethyl acetate. The combined organic portion was washed with brine, dried over sodium sulfate, filtered and concentrated *in-vacuo* to afford 265mg, 0.992 mmol (70%), of 4-(5,8-difluoro-2,3-dihydro-1,4-benzodioxin-6-yl)-3-methyl-1*H*-pyrazol-5-amine as a colorless oil. <sup>1</sup>H NMR (400 MHz, CDCl<sub>3</sub>): 6.62 (q, 1H), 4.37 (s, 4H), 2.20 (s, 3H); MS (EI) for C<sub>12</sub>H<sub>11</sub>N<sub>3</sub>O<sub>2</sub>F<sub>2</sub>: 268 (MH<sup>+</sup>).

[0398] To a mixture of 4-(5,8-difluoro-2,3-dihydro-1,4-benzodioxin-6-yl)-3-methyl-1*H*-pyrazol-5-amine (48 mg, 0.180 mmol) and 5-chloro-2-fluoro-4-hydroxybenzaldehyde (38 mg, 0.216 mmol) and zinc trifluoromethanesulfonate (130 mg) was added acetonitrile (127  $\mu$ l, 2.43 mmol) followed by 1,2-Dichloroethane (5 mL). The mixture was stirred in a sealed vessel at 120°C for 6 days. The mixture was cooled to room temperature and poured into saturated aqueous ammonia chloride, and extracted using ethyl acetate. The combined organic portion was washed with brine, dried over sodium sulfate, filtered and concentrated *in-vacuo* to afford an orange solid, which was purified by column chromatography. Eluting with 50% ethyl acetate in hexane gave 21mg, 0.050 mmol (27%), of 2-chloro-4-(6,11-difluoro-1-methyl-8,9-dihydro-3*H*-[1,4]dioxino[2,3-*g*]pyrazolo[3,4-*c*]isoquinolin-5-yl)-5-fluorophenol as a yellow solid. <sup>1</sup>H NMR (400 MHz, CD<sub>3</sub>OD): 7.48 (d, 1H), 6.74 (d, 1H), 4.52 (s, 4H), 2.77 (d, 3H); MS (EI) for C<sub>19</sub>H<sub>11</sub>N<sub>3</sub>O<sub>3</sub>F<sub>3</sub>Cl: 422 (MH<sup>+</sup>).

## Example 22

[0399] 2-Chloro-4-(6,9-difluoro-1-methyl-8-[(1-methylpiperidin-4-yl)methyl]oxy)-3*H*-pyrazolo[3,4-*c*]isoquinolin-5-yl)phenol trifluoroacetate: 5-{3-Chloro-4-[(phenylmethyl)oxy]phenyl}-3-(1,1-dimethylethyl)-6,9-difluoro-1-methyl-3*H*-pyrazolo[3,4-*c*]isoquinolin-8-ol (0.030 g, 0.059 mmol) was dissolved in dimethylformamide (1 mL) and potassium carbonate (0.041 g, 0.296 mmol) was added followed by 1,1-dimethylethyl 4-[(methylsulfonyl)oxy]methyl}piperidine-1-carboxylate (0.019 g, 0.065 mmol). The mixture was stirred at 70°C for 15 h and then at 90°C for 24 h. The mixture was partitioned between ethyl acetate and 1N NaOH. The organic portion was washed with 1 N NaOH. The aqueous portion was back-extracted with ethyl acetate. The combined organic portion was washed with water, brine, dried over sodium sulfate, filtered and concentrated *in vacuo* to afford a brown oil which was dissolved in trifluoroacetic acid (0.5 mL) and stirred at room temperature for 0.6 h, then at 50°C for 0.2 h. The mixture was partitioned between ethyl acetate and saturated sodium bicarbonate solution. The

organic portion was washed with saturated sodium bicarbonate solution. The combined aqueous portion was extracted with ethyl acetate and then 10% MeOH in ethyl acetate. The combined organic portion was washed with brine, dried over sodium sulfate, filtered and concentrated *in vacuo* to afford a brown oil which was purified by preparative HPLC to afford a yellow film which was dissolved in formic acid (0.5 mL) and heated at 95°C for 17 h. Formaldehyde (37 wt. % solution in water; 0.015 mL, 0.200 mmol) was added and the mixture was stirred at 95°C for 23 h. The mixture was concentrated *in vacuo* to afford a residue which was dissolved in EtOH and 4 N HCl in dioxan was added. The mixture was concentrated *in vacuo* to afford a yellow solid which was purified by preparative HPLC to afford 2-chloro-4-(6,9-difluoro-1-methyl-8-[[1-methylpiperidin-4-yl)methyl]oxy}-3H-pyrazolo[3,4-c]isoquinolin-5-yl)phenol trifluoroacetate as a yellow oil (0.0054 g, 0.0092 mmol, 16% yield). <sup>1</sup>H NMR (400 MHz, CD<sub>3</sub>OD): 7.48 (t, 1H), 7.29 (dt, 1H), 7.13 (dd, 1H), 7.00 (d, 1H), 4.14-4.09 (m, 2H), 3.64-3.57 (m, 2H), 3.12-3.03 (m, 2H), 2.89 (s, 3H), 2.76 (d, 3H), 2.26-2.13 (m, 3H), 1.81-1.66 (m, 2H); MS (EI) for C<sub>24</sub>H<sub>23</sub>ClF<sub>2</sub>N<sub>4</sub>O<sub>2</sub>: 473 (MH<sup>+</sup>).

[0400] Using the same or analogous synthetic techniques and/or substituting with alternative reagents, the following compounds of the invention were prepared:

[0401] 2-chloro-4-[8-[(difluoromethyl)oxy]-6,9-difluoro-1-methyl-3H-pyrazolo[3,4-c]isoquinolin-5-yl]phenol: <sup>1</sup>H NMR (400 MHz, CD<sub>3</sub>OD): 7.48 (t, 1H), 7.28 (dt, 1H), 7.22 (dd, 1H), 7.12 (t, 1H), 6.98 (d, 1H), 2.77 (d, 3H); MS (EI) for C<sub>18</sub>H<sub>10</sub>ClF<sub>4</sub>N<sub>3</sub>O<sub>2</sub>: 412 (MH<sup>+</sup>).

[0402] 2-chloro-4-[6,9-difluoro-1-methyl-8-[(2-piperidin-1-ylethyl)oxy]-3H-pyrazolo[3,4-c]isoquinolin-5-yl]phenol. <sup>1</sup>H NMR (400 MHz, d<sub>6</sub>-DMSO): 13.8 (s, 1H), 10.58 (s, 1H), 9.50 (s, 1H), 7.50 (m, 2H), 7.32 (d, 1H), 7.05 (d, 1H), 4.75 (t, 2H), 3.65-3.46 (m, 4H), 3.18-3.01 (m, 2H), 2.83-2.65 (m, 2H), 1.95-1.80 (m, 2H), 1.80-1.60 (m, 3H), 1.45-1.37 (m, 1H); MS (EI) for C<sub>24</sub>H<sub>23</sub>N<sub>4</sub>O<sub>2</sub>ClF<sub>2</sub>: 473 (MH<sup>+</sup>).

[0403] 2-chloro-4-(8-[[2-(4-ethylpiperazin-1-yl)ethyl]oxy]-6,9-difluoro-1-methyl-3H-pyrazolo[3,4-c]isoquinolin-5-yl)phenol. <sup>1</sup>H NMR (400 MHz, d<sub>6</sub>-DMSO): 13.8 (s, 1H), 11.18 (s, 1H), 10.8 (s, 1H), 7.6 5-7.55 (m, 2H), 7.37 (d, 1H), 7.18 (d, 1H), 4.39 (t, 2H), 3.20-2.45 (m, 12H), 1.25-1.05 (m, 4H); MS (EI) for C<sub>25</sub>H<sub>26</sub>N<sub>4</sub>O<sub>2</sub>ClF<sub>2</sub>: 503 (MH<sup>+</sup>).

[0404] 2-chloro-4-(8-[[2-(diethylamino)ethyl]oxy]-6,9-difluoro-1-methyl-3H-pyrazolo[3,4-c]isoquinolin-5-yl)phenol. <sup>1</sup>H NMR (400 MHz, d<sub>6</sub>-DMSO): 13.8 (s, 1H),

10.58 (s, 1H), 10.1 (s, 1H), 7.50-7.43 (m, 2H), 7.32 (d, 1H), 7.07 (d, 1H), 4.65 (t, 2H), 3.64 (t, 2H), 3.30-3.26 (m, 4H), 2.74 (d, 3H), 1.30-1.26 (m, 6H); MS (EI) for  $C_{23}H_{23}ClF_2N_4O_2$ : 461 ( $MH^+$ ).

[0405] 2-bromo-4-(6,9-difluoro-1-methyl-8-{{2-(methyloxy)ethyl}oxy}-3H-pyrazolo[3,4-c]isoquinolin-5-yl)-5-fluorophenol.  $^1H$  NMR (400 MHz,  $CD_3OD$ ): 7.64 (d, 2H), 7.21 (q, 1H), 6.72 (d, 2H), 4.37 (t, 3H), 3.83 (t, 3H), 3.46 (s, 3H), 2.81 (d, 3H); MS (EI) for  $C_{20}H_{15}N_3O_3BrF_3$ : 483 ( $MH^+$ ).

### Example 23

[0406] 2-chloro-4-(6-fluoro-1-methyl-7-(methyloxy)-8-{{(1-methylpiperidin-4-yl)methyl}oxy}-3H-pyrazolo[3,4-c]isoquinolin-5-yl)phenol hydrochloride: To a suspension of 3-hydroxy-4-(methyloxy)benzoic acid (25g, 149 mmol.) in methanol (200 mL) was added concentrated sulfuric acid (1 mL) and the mixture was brought to reflux over 18 hours. The resulting homogeneous solution was cooled to room temperature, concentrated *in vacuo* and the residual oil taken into ethyl acetate (300 mL). The solution was washed once with water, saturated aqueous sodium hydrogencarbonate then brine and dried over anhydrous magnesium sulfate. Filtration and concentration gave methyl 3-hydroxy-4-(methyloxy)benzoate (27g, 100% yield) as an oil.  $^1H$  NMR (400 MHz,  $CDCl_3$ ): 7.59 (dd, 1H), 7.57 (d, 1H), 6.85 (d, 1H), 5.72 (s, 1H), 3.93 (s, 3H), 3.87 (s, 3H).

[0407] Methyl 3-hydroxy-4-(methyloxy)benzoate (27g, 149 mmol.) was taken into acetic anhydride (150mL) followed by addition of sodium acetate (24g, 298 mmol.) and the resulting mixture was stirred at room temperature over 20 hours. The solid was filtered and washed once with ethyl acetate and the combined organic layers concentrated *in vacuo* to a slurry. The solid was collected by filtration, washed once with water and dried *in vacuo* to provide methyl 3-(acetyloxy)-4-(methyloxy)benzoate (25.9g, 77% yield) as a white solid.  $^1H$  NMR (400 MHz,  $CDCl_3$ ): 7.92 (dd, 1H), 7.70 (d, 1H), 6.97 (d, 1H), 3.88 (s, 3H), 3.87 (s, 3H), 2.32 (s, 3H).

[0408] A mixture of 90% nitric acid (40 mL) and concentrated sulfuric acid (8 mL) were cooled to  $-5^\circ C$  followed by portionwise addition of solid methyl 3-(acetyloxy)-4-(methyloxy)benzoate (25.9g, 115 mmol.) over 25 minutes. After stirring for 5 minutes the solution was poured onto ice and the aqueous mixture was extracted once with dichloromethane. The organic solution was then washed with dilute aqueous sodium

hydrogencarbonate (3x) then once with water and dried over anhydrous magnesium sulfate. Filtration and concentration followed by suspension of the solid residue in hexanes and filtration gave methyl 3-(acetyloxy)-4-(methyloxy)-5-nitrobenzoate (27.2g, 88% yield) as a white solid on drying. <sup>1</sup>H NMR (400 MHz, CDCl<sub>3</sub>): 8.38 (d, 1H), 7.99 (d, 1H), 4.00 (s, 3H), 3.95 (s, 3H), 2.40 (s, 3H).

[0409] A solution of methyl 3-(acetyloxy)-4-(methyloxy)-5-nitrobenzoate (27.2g, 101 mmol.) in ethyl acetate (200 mL) with 10% palladium on carbon (1.0g) added was hydrogenated at atmospheric pressure until complete reduction to the aniline was observed by TLC (>24 hours). The mixture was then filtered through a bed of celite and the filtrate concentrated to provide methyl 3-(acetyloxy)-5-amino-4-(methyloxy)benzoate (19.8g, 82% yield) as an oil that slowly crystallized on standing. <sup>1</sup>H NMR (400 MHz, CDCl<sub>3</sub>): 7.30 (d, 1H), 7.14 (d, 1H), 3.97 (br d, 2H), 3.85 (s, 3H), 3.82 (s, 3H), 2.34 (s, 3H).

[0410] A solution of methyl 3-(acetyloxy)-5-amino-4-(methyloxy)benzoate (1.0g, 4.18 mmol.) in 1,2-dimethoxyethane (10 mL) was cooled to 0°C followed by slow addition of boron trifluoride etherate (689 uL, 5.43 mmol.) over 1-2 minutes. Tert-butyl nitrite (550 uL, 4.59 mmol.) was then slowly added and the resulting mixture was allowed to stir an additional 15 minutes at 0°C, during which time a solid formed. The solid was collected by filtration then washed twice with ethyl ether and twice with ethyl acetate. The intermediate diazonium salt (1.02g) was thus obtained as a pale yellow solid. The diazonium salt was then suspended in 1,2,4-trichlorobenzene (3 mL) and the mixture was heated to 110°C in an open flask for 17 hours. On cooling to room temperature the reaction mixture was directly loaded onto a silica gel flash column and eluted with a solvent gradient of 100% hexanes to 10% ethyl acetate in hexanes. Fractions containing the desired product were combined, concentrated and dried *in vacuo* to afford methyl 3-fluoro-5-hydroxy-4-(methyloxy)benzoate (300mg, 48% yield) as a white solid. <sup>1</sup>H NMR (400 MHz, CD<sub>3</sub>OD): 7.30 (tr, 1H), 7.24 (dd, 1H), 3.94 (d, 3H), 3.86 (s, 3H).

[0411] To a solution of methyl 3-fluoro-5-hydroxy-4-(methyloxy)benzoate (3.63g, 18.1 mmol.) in DMF (25mL) was added cesium carbonate (8.9g, 27.2 mmol.) followed by benzyl bromide (2.8 mL, 23.6 mmol.) and the mixture was stirred at room temperature over 12 hours. The mixture was then partitioned with ethyl ether and water and the organic phase washed with water (3x) then saturated aqueous sodium chloride and dried over anhydrous magnesium sulfate. Filtration and concentration followed by purification of the residue by silica gel flash chromatography using 50% hexanes in chloroform as

eluent afforded methyl 3-fluoro-4-(methyloxy)-5-[(phenylmethyl)oxy]benzoate (3.54g, 67% yield) as a colorless solid after concentration of the pure fractions and drying *in vacuo*.

[0412] Methyl 3-fluoro-4-(methyloxy)-5-[(phenylmethyl)oxy]benzoate (3.54g, 12.2 mmol.) was taken into anhydrous THF under a nitrogen atmosphere and the resulting solution was cooled to 0°C. A solution of lithium aluminum hydride (1.0M in THF, 20 mL) was slowly added and the solution was allowed to stir an additional 30 minutes at 0°C. Ethyl acetate (10 mL) was then slowly added followed by slow addition of 50% aqueous sodium hydroxide in portions until a granular precipitate was formed. Addition of anhydrous magnesium sulfate followed by filtration and washing the solid with ethyl ether then concentration of the combined organic layers gave an oily residue. Purification by silica gel flash chromatography using 2:1 hexanes:ethyl acetate as eluent provided {3-fluoro-4-(methyloxy)-5-[(phenylmethyl)oxy]phenyl}methanol (2.69g, 84% yield) as a colorless oil after concentration of the pure fractions and drying *in vacuo*. GCMS for C<sub>15</sub>H<sub>15</sub>O<sub>3</sub>F: 262 (M<sup>+</sup>).

[0413] A solution of {3-fluoro-4-(methyloxy)-5-[(phenylmethyl)oxy]phenyl}methanol (2.69g, 10.26 mmol.) in dichloromethane (40 mL) was cooled to 0°C followed by addition of pyridine (913 uL, 11.3 mmol.) then thionyl chloride (750 uL, 10.3 mmol.). The mixture was then allowed to warm to room temperature followed by addition of a second aliquot of pyridine (400 uL). After 5 minutes the organic solution was washed once with 0.1M aqueous hydrochloric acid then dried over anhydrous magnesium sulfate. Filtration and concentration afforded 5-(chloromethyl)-1-fluoro-2-(methyloxy)-3-[(phenylmethyl)oxy]benzene (2.88g, 100% yield) as a clear oil that was used without further purification. GCMS for C<sub>15</sub>H<sub>14</sub>O<sub>2</sub>FCl: 280 (M<sup>+</sup>).

[0414] 5-(Chloromethyl)-1-fluoro-2-(methyloxy)-3-[(phenylmethyl)oxy]benzene (2.88g, 10.26 mmol.) was taken into DMF (15mL) followed by addition of potassium cyanide (1.0g, 15.4 mmol.) and the resulting mixture was allowed to stir at room temperature over 12 hours. The mixture was then partitioned with ethyl ether and water and the organic phase washed with water (3x) then saturated aqueous sodium chloride and dried over anhydrous magnesium sulfate. Filtration and concentration gave {3-fluoro-4-(methyloxy)-5-[(phenylmethyl)oxy]phenyl}acetonitrile (2.69g, 97% yield) as a clear oil. GCMS for C<sub>16</sub>H<sub>14</sub>O<sub>2</sub>FN: 271 (M<sup>+</sup>).

[0415] To a solution of {3-fluoro-4-(methyloxy)-5-[(phenylmethyl)oxy]phenyl}

acetonitrile (2.69g, 9.9 mmol.) in THF (25 mL) was added 1-acetylimidazole (2.2g, 19.8 mmol.) and the resulting solution was cooled to 0°C. Sodium hydride (60% mineral oil dispersion, 800mg, 19.8 mmol.) was added in portions over 5 minutes and the mixture was then allowed to slowly warm to room temperature over 30 minutes. The solution was then concentrated and the oily residue partitioned with ethyl ether and 0.2M aqueous sodium hydroxide. The organic layer was discarded and the aqueous phase acidified to pH 2 by portionwise addition of concentrated aqueous hydrochloric acid and extracted once with ethyl ether. The organic layer was then washed once with brine then dried over anhydrous sodium sulfate, filtered and concentrated to give the intermediate acetyl derivative (2.74g) as a pale yellow crystalline solid. The acetyl derivative was then taken into ethanol (30 mL) followed by addition of tert-butyl hydrazine hydrochloride (2.5g, 19.8 mmol.) and the mixture heated to 75°C for 12 hours. On cooling to room temperature the resulting solution was transferred to a 250mL Parr shaker vessel followed by addition of 10% palladium on carbon (500mg) and the mixture was hydrogenated at 50 psi over 9 hours. The catalyst was then removed by filtration through a bed of celite and the filtrate concentrated. The residue was partitioned with ethyl acetate and water followed by addition of solid sodium hydrogencarbonate in portions until the pH of the aqueous phase was neutral. The organic layer was then washed once with brine and dried over anhydrous magnesium sulfate. Filtration and concentration afforded a white solid residue that was suspended in 50% ethyl ether in hexanes. The mixture was then filtered and the solid washed with additional 50% ethyl ether in hexanes then dried *in vacuo* to give 5-[5-amino-1-(1,1-diethylethyl)-3-methyl-1*H*-pyrazol-4-yl]-3-fluoro-2-(methoxy)phenol (2.43g, 84% yield) as a white solid. <sup>1</sup>H NMR (400 MHz, CD<sub>3</sub>OD): 9.68 (s, 1H), 6.58 (dd, 1H), 6.54 (dd, 1H), 4.58 (s, 2H), 3.78 (s, 3H), 2.02 (s, 3H), 1.53 (s, 9H); MS (EI) for C<sub>15</sub>H<sub>20</sub>N<sub>3</sub>O<sub>2</sub>F: 294 (MH<sup>+</sup>).

[0416] 5-[5-Amino-1-(1,1-diethylethyl)-3-methyl-1*H*-pyrazol-4-yl]-3-fluoro-2-(methoxy)phenol (2.2g, 7.5 mmol.) and 3-chloro-4-[(phenylmethyl)oxy]benzaldehyde (2.23g, 8.6 mmol.) were taken into acetic acid (25 mL) and the resulting mixture heated to 90°C over 12 hours. An additional aliquot of benzaldehyde (250mg) was then added and heating was continued an additional 7 hours. At this time air was bubbled through the solution at a steady rate while maintaining a temperature of 90°C then the mixture was allowed to cool to room temperature. The acetic acid was removed and the residue partitioned with saturated aqueous sodium hydrogencarbonate and ethyl acetate. The organic layer was then washed once with brine then dried over anhydrous sodium sulfate,

filtered and concentrated to give a residue containing roughly a 1:1 mixture of two cyclization products. The desired cyclization isomer was purified by silica gel flash chromatography using 2:1 hexanes ethyl acetate as eluent to afford 5-{3-chloro-4-[(phenylmethyl)oxy]phenyl}-3-(1,1-dimethylethyl)-6-fluoro-1-methyl-7-(methyloxy)-3*H*-pyrazolo[3,4-*c*]isoquinolin-8-ol (1.73g, 44% yield) as a yellow solid after concentration and drying of the pure fractions *in vacuo*. <sup>1</sup>H NMR (400 MHz, CDCl<sub>3</sub>): 7.66 (dd, 1H), 7.59 (d, 1H), 7.54 (d, 1H), 7.46-7.34 (m, 5H), 7.07 (d, 1H), 6.54 (s, 1H), 5.25 (s, 2H), 4.03 (d, 3H), 2.80 (s, 3H), 1.83 (s, 9H); MS (EI) for C<sub>29</sub>H<sub>27</sub>N<sub>3</sub>O<sub>3</sub>FCl: 520 (MH<sup>+</sup>).

[0417] 5-{3-Chloro-4-[(phenylmethyl)oxy]phenyl}-3-(1,1-dimethylethyl)-6-fluoro-1-methyl-7-(methyloxy)-3*H*-pyrazolo[3,4-*c*]isoquinolin-8-ol (1.32g, 2.6 mmol.) and cesium carbonate (1.78g, 5.4 mmol.) were taken into DMF (15 mL) followed by addition of 1,1-dimethylethyl 4-[[[(methylsulfonyl)oxy]methyl]piperidine-1-carboxylate (990mg, 3.4 mmol.) and the mixture was heated to 90°C over 12 hours. At this time additional aliquots of both reagent were added and heating was continued an additional 12 hours. The mixture was then partitioned with ethyl acetate and water and the organic phase washed with water (3x) then saturated aqueous sodium chloride and dried over anhydrous magnesium sulfate. Filtration and concentration then purification of the residue by silica gel flash chromatography using 3:1 hexanes:ethyl acetate as eluent gave 1,1-dimethylethyl-4-([5-{3-chloro-4-[(phenylmethyl)oxy]phenyl}-3-(1,1-dimethylethyl)-6-fluoro-1-methyl-7-(methyloxy)-3*H*-pyrazolo[3,4-*c*]isoquinolin-8-yl]oxy)methyl)piperidine-1-carboxylate (1.35g, 74% yield) as a light yellow solid after concentration and drying of the pure fractions *in vacuo*. MS (EI) for C<sub>40</sub>H<sub>46</sub>N<sub>4</sub>O<sub>5</sub>FCl: 717 (MH<sup>+</sup>).

[0418] 1,1-Dimethylethyl-4-([5-{3-chloro-4-[(phenylmethyl)oxy]phenyl}-3-(1,1-dimethylethyl)-6-fluoro-1-methyl-7-(methyloxy)-3*H*-pyrazolo[3,4-*c*]isoquinolin-8-yl]oxy)methyl)piperidine-1-carboxylate (1.35g, 1.9 mmol.) was taken into dichloromethane (25 mL) then cooled to 0°C followed by addition of TFA (10 mL). The mixture was allowed to slowly warm to room temperature over one hour followed by addition of chloroform (25 mL) and water (25 mL) and the pH of the aqueous phase adjusted to 10 by portionwise addition of 50% aqueous sodium hydroxide. The layers were separated and the aqueous phase extracted once with chloroform. The combined organic layers were dried over anhydrous sodium sulfate then filtered and concentrated to obtain the intermediate piperidine as an oil that slowly crystallizes. The piperidine was taken into 1,2-dichloroethane (25 mL) followed by addition of 37W% aqueous



formaldehyde (1 mL, 13.3 mmol.) and sodium triacetoxymethylborohydride (800mg, 3.8 mmol.). The mixture was allowed to stir at room temperature over one hour then partitioned with 0.5M aqueous potassium carbonate and chloroform. The layers were separated and the aqueous phase extracted once with chloroform then the combined organic layers were dried over anhydrous sodium sulfate. Filtration and concentration then crystallization of the residue from ethyl ether gave a white solid. A second crop was obtained by crystallization of the mother liquor residue and the two crops were combined to provide 5-{3-chloro-4-[(phenylmethyl)oxy]phenyl}-3-(1,1-dimethylethyl)-6-fluoro-1-methyl-7-(methyloxy)-8-[[1-(1-methylpiperidin-4-yl)methyl]oxy]-3*H*-pyrazolo[3,4-*c*]isoquinoline (975mg, 82% yield) as a white crystalline solid. MS (EI) for C<sub>36</sub>H<sub>40</sub>N<sub>4</sub>O<sub>3</sub>Cl: 631 (MH<sup>+</sup>).

[0419] 5-{3-Chloro-4-[(phenylmethyl)oxy]phenyl}-3-(1,1-dimethylethyl)-6-fluoro-1-methyl-7-(methyloxy)-8-[[1-(1-methylpiperidin-4-yl)methyl]oxy]-3*H*-pyrazolo[3,4-*c*]isoquinoline (975mg, 1.54 mmol.) was taken into TFA (25mL) and the mixture was warmed to 70°C for 2.5 hours. The solution was then concentrated and the residue taken into aqueous methanol and purified by preparative reverse phase HPLC to give 2-chloro-4-{6-fluoro-1-methyl-7-(methyloxy)-8-[[1-(1-methylpiperidin-4-yl)methyl]oxy]-3*H*-pyrazolo[3,4-*c*]isoquinolin-5-yl}phenol trifluoroacetate (548mg, 59% yield) as a light yellow amorphous solid after lyophilization of the combined pure fractions. <sup>1</sup>H NMR (400 MHz, CD<sub>3</sub>OD): 7.63-7.61 (m, 2H), 7.22 (ddd, 1H), 7.07 (d, 1H), 4.35 (d, 2H), 3.92 (s, 3H), 3.63 (br d, 2H), 3.13 (br tr, 2H), 2.95 (s, 3H), 2.91 (s, 3H), 2.36-2.28 (m, 1H), 2.23 (br d, 2H), 1.89-1.78 (m, 2H); MS (EI) for C<sub>25</sub>H<sub>26</sub>N<sub>4</sub>O<sub>3</sub>Cl: 485 (MH<sup>+</sup>).

[0420] Using the same or analogous synthetic techniques and/or substituting with alternative reagents, the following compounds of the invention were prepared:

[0421] 3-fluoro-4-(6-fluoro-1-methyl-7-(methyloxy)-8-[[2-(methyloxy)ethyl]oxy]-3*H*-pyrazolo[3,4-*c*]isoquinolin-5-yl)phenol. <sup>1</sup>H NMR (400MHz, d<sub>4</sub>-MeOH): 7.59, (s, 1H), 7.35 (t, *J* = 8.6 Hz, 1H), 6.73 (dd, *J* = 2.0, 8.4 Hz, 1H), 6.60 (dd, *J* = 2.0, 11.6 Hz, 1H), 4.67-4.44 (m, 2H), 3.91-3.89 (m, 5H), 3.48 (s, 3H), 2.86 (s, 3H); MS (EI) for C<sub>21</sub>H<sub>19</sub>N<sub>3</sub>O<sub>4</sub>F<sub>2</sub>: 416 (MH<sup>+</sup>).

[0422] 2-chloro-4-(6-fluoro-1-methyl-7-(methyloxy)-8-[[2-(methyloxy)ethyl]oxy]-3*H*-pyrazolo[3,4-*c*]isoquinolin-5-yl)phenol. <sup>1</sup>H NMR (400 MHz, DMSO-*d*<sub>6</sub>): δ 10.43 (s, 1H), 7.56 (s, 1H), 7.50 (s, 1H), 7.30 (m, 1H), 7.03 (m, 1H), 4.48 (m, 2H), 3.82 (m, 5H), 2.81 (s, 3H); MS (EI) for C<sub>21</sub>H<sub>19</sub>ClFN<sub>3</sub>O<sub>4</sub>: 432 (MH<sup>+</sup>).

- [0423] 2-chloro-4-[8-{[2-(4-ethylpiperazin-1-yl)ethyl]oxy}-6-fluoro-1-methyl-7-(methyloxy)-3H-pyrazolo[3,4-c]isoquinolin-5-yl]phenol.  $^1\text{H}$  NMR (400 MHz,  $\text{d}_4\text{-MeOH}$ ): 7.73 (tr, 1H), 7.69 (s, 1H), 7.49 (d tr, 1H), 7.13 (d, 1H), 4.96 (tr, 2H), 4.15-4.05 (br, 2H), 3.99 (s, 3H), 3.94 (tr, 2H), 3.85-3.55 (br, 6H), 3.36 (q, 2H), 3.04 (s, 3H), 1.42 (tr, 3H). MS (EI) for  $\text{C}_{26}\text{H}_{30}\text{N}_5\text{O}_3\text{ClF}$ : 515 ( $\text{MH}^+$ ).
- [0424] 2-chloro-4-[8-{[2-(diethylamino)ethyl]oxy}-6-fluoro-1-methyl-7-(methyloxy)-3H-pyrazolo[3,4-c]isoquinolin-5-yl]phenol.  $^1\text{H}$  NMR (400 MHz,  $\text{d}_4\text{-MeOH}$ ): 7.73 (s, 1H), 7.70 (s, 1H), 7.49 (d, 1H), 7.13 (d, 1H), 4.88 (br tr, 2H), 3.97 (s, 3H), 3.85 (br tr, 2H), 3.49-3.43 (m, 4H), 3.05 (s, 3H), 1.46 (tr, 6H). MS (EI) for  $\text{C}_{24}\text{H}_{27}\text{N}_4\text{O}_3\text{ClF}$ : 474 ( $\text{MH}^+$ ).
- [0425] 2-chloro-4-(6-fluoro-1-methyl-7-(methyloxy)-8-{[2-(4-methylpiperazin-1-yl)ethyl]oxy}-3H-pyrazolo[3,4-c]isoquinolin-5-yl)phenol.  $^1\text{H}$  NMR (400 MHz,  $\text{d}_6\text{-DMSO}$ ): 7.56 (s, 1H), 7.53 (tr, 1H), 7.33 (d tr, 1H), 7.12 (d, 1H), 4.87 (br tr, 2H), 3.98-3.50 (br m, 10H), 3.87 (s, 3H), 2.84 (br s, 6H). MS (EI) for  $\text{C}_{25}\text{H}_{28}\text{N}_5\text{O}_3\text{ClF}$ : 501 ( $\text{MH}^+$ ).

#### Example 24

- [0426] 4-(6-fluoro-1-methyl-9-(methyloxy)-8-([(1-methylpiperidin-4-yl)methyl]oxy)-3H-pyrazolo[3,4-c]isoquinolin-5-yl)-2-methylphenol hydrochloride: D(+)-10-Camphorsulfonic acid (5.1 g, 22 mmol), 4-fluoro-2,6-bis(hydroxymethyl)phenol (74.5 g, 432 mmol), and 2,2-dimethoxypropane (90 mL, 734 mmol) were dissolved in acetone. To the solution was added 45 g of 4 Å molecular sieves. The resulting suspension was heated to 55 °C for 1 h and then cooled to rt. The mixture was neutralized with aqueous  $\text{NaHCO}_3$  (sat) and diluted with ethyl acetate. Solids were removed by filtration. The solvent volume was reduced in vacuo. Ethyl acetate and aqueous  $\text{NaHCO}_3$  (sat) were added, and the layers were partitioned. The organic phase was washed with brine, dried over magnesium sulfate, filtered, and concentrated *in vacuo*. Crude (6-fluoro-2,2-dimethyl-4H-1,3-benzodioxin-8-yl)methanol was isolated as an orange oil (91.7 g, 432 mmol, 100%). (17.2 g, 86.6 mmol, 91% yield).  $^1\text{H}$  NMR (400 MHz,  $\text{CDCl}_3$ ):  $\delta$  7.01 (dd, 1H), 6.79 (dd, 1H), 5.20 (t, 1H), 4.77 (s, 2H), 4.40 (d, 2H), 1.42 (s, 6H); GCMS for  $\text{C}_{11}\text{H}_{13}\text{FO}_3$ : 212 ( $\text{M}^+$ ).
- [0427] The crude (6-fluoro-2,2-dimethyl-4H-1,3-benzodioxin-8-yl)methanol (35.15 g, 166 mmol) was dissolved in biphasic mixture of  $\text{CH}_2\text{Cl}_2$  (230 mL) and water (180 mL). The mixture was cooled to 0 °C, and TEMPO (519 mg, 3.3 mmol) and KBr (2.0 g, 16.6 mmol) were added. Finally,  $\text{NaClO}$  (aq) (5%, 500 mL, 332 mmol) saturated with  $\text{NaHCO}_3$  was

added gradually by addition funnel. The mixture was stirred for 15 min after the all the reagents were added. The layers were partitioned, and the aqueous phase was extracted with  $\text{CH}_2\text{Cl}_2$ . The organic extracts were combined, dried over magnesium sulfate, filtered, and concentrated *in vacuo*. The resulting solid was triturated sequentially with hexanes and methanol to yield a white crystalline solid. This procedure was repeated two more times on a further 38 g of (6-fluoro-2,2-dimethyl-4*H*-1,3-benzodioxin-8-yl)methanol (179 mmol). The triturated solids of all three experiments were combined to provide 51.1 g of 6-fluoro-2,2-dimethyl-4*H*-1,3-benzodioxine-8-carbaldehyde (243 mmol, 70% yield).  $^1\text{H}$  NMR (400 MHz,  $\text{CDCl}_3$ ):  $\delta$  10.37 (d, 1H), 7.41 (dd, 1H), 6.96-6.94 (m, 1H), 4.88 (s, 2H), 1.61 (s, 6H).

[0428] A solution of 6-fluoro-2,2-dimethyl-4*H*-1,3-benzodioxine-8-carbaldehyde (20 g, 95 mmol) in dichloroethane (100 mL) was treated with *m*-CPBA (70% pure, 28.1 g, 114 mmol) at 70 °C for 20 min. After cooling to rt, ethyl acetate (300 mL) was added. The organic mixture was then washed with 10% aqueous sodium thiosulfate followed by 1 N KOH (114 mmol) followed by 3 washes with aqueous  $\text{NaHCO}_3$  (sat). The organic phase was then dried over magnesium sulfate, filtered, and concentrated *in vacuo*. The residue was dissolved in THF (100 mL), and then 1 M KOH (100 mL) was added. The mixture was stirred for 20 min at rt. The pH was adjusted to 6 by the slow addition of 1 N HCl (aq). Ethyl acetate was then added, and the layers were partitioned. The aqueous phase was extracted with ethyl acetate. The organic extracts were combined, dried over magnesium sulfate, filtered, and concentrated *in vacuo*. 6-Fluoro-2,2-dimethyl-4*H*-1,3-benzodioxin-8-ol was isolated as a brown liquid (17.2 g, 86.6 mmol, 91% yield).  $^1\text{H}$  NMR (400 MHz,  $\text{CDCl}_3$ ):  $\delta$  6.56 (dd, 1H), 6.28-6.25 (m, 1H), 5.57 (br s, 1H), 4.79 (s, 2H), 1.56 (s, 6H); GCMS for  $\text{C}_{10}\text{H}_{11}\text{FO}_3$ : 198 ( $\text{M}^+$ ).

[0429] A solution of 6-fluoro-2,2-dimethyl-4*H*-1,3-benzodioxin-8-ol (21.4 g, 108 mmol) in DMF (200 mL) was treated with cesium carbonate (70.4 g, 216 mmol) and benzyl bromide (14.1 mL, 119 mmol) for 1 h 45 min at rt. Water was added and the resulting aqueous mixture was extracted twice with ethyl acetate. The organic extracts were combined, washed with brine, dried over magnesium sulfate, filtered, and concentrated *in vacuo*. The residue was recrystallized from ethanol. The recovered white crystalline product was rinsed with hexanes providing 6-fluoro-2,2-dimethyl-8-[(phenylmethyl)oxy]-4*H*-1,3-benzodioxine (23.04 g, 80 mmol, 74% yield).  $^1\text{H}$  NMR (400 MHz,  $\text{CDCl}_3$ ):  $\delta$  7.43-7.29 (m, 5H), 6.51 (dd, 1H), 6.31 (dd, 1H), 5.15 (s, 2H), 4.80 (s, 2H), 1.59 (s, 6H);

GCMS for  $C_{17}H_{17}FO_3$ : 288 ( $M^+$ ).

[0430] To 6-fluoro-2,2-dimethyl-8-[(phenylmethyl)oxy]-4*H*-1,3-benzodioxine (9.9 g, 34.3 mmol) was added ethanol (50 mL) and 4 N HCl (aq) (50 mL). The mixture began as a suspension but became homogeneous while stirring for 20 min at 85 °C. After cooling to rt, the ethanol was removed *in vacuo*, and the resulting aqueous mixture was extracted twice with ethyl acetate. The organic extracts were combined, dried over magnesium sulfate, filtered, and concentrated *in vacuo*. 4-Fluoro-2-(hydroxymethyl)-6-[(phenylmethyl)oxy]phenol was isolated as a orange oil in quantitative yield.  $^1H$  NMR (400 MHz,  $CDCl_3$ ):  $\delta$  7.42-7.36 (m, 5H), 6.66-6.62 (m, 2H), 5.08 (s, 2H), 4.70 (s, 2H), 4.37 (br s, 2H).

[0431] Iodomethane (24 mL, 382 mmol) and cesium carbonate (25 g, 76.4 mmol) were added to a solution of 4-fluoro-2-(hydroxymethyl)-6-[(phenylmethyl)oxy]phenol (9.5 g, 38.2 mmol) in DMF (125 mL). The mixture was stirred for 1 h at rt, and then water was added. The resulting aqueous mixture was extracted twice with ethyl acetate. The organic extracts were combined, dried over magnesium sulfate, filtered, and concentrated *in vacuo*. The residue was purified by flash chromatography (70% hexanes, 30% ethyl acetate) to provide {5-fluoro-2-(methyloxy)-3-[(phenylmethyl)oxy]phenyl}methanol as a yellow solid (7.9 g, 30.2 mmol, 79% yield).  $^1H$  NMR (400 MHz,  $CDCl_3$ ):  $\delta$  7.44-7.32 (m, 5H), 6.69-6.63 (m, 2H), 5.08 (s, 2H), 4.67 (d, 2H), 3.86 (s, 3H).

[0432] A THF (25 mL) solution of {5-fluoro-2-(methyloxy)-3-[(phenylmethyl)oxy]phenyl}methanol (6.94 g, 26 mmol) was cooled to 0 °C and was then treated with thionyl chloride (2.5 mL, 34 mmol) and DMF (5.0 mL, 65 mmol) for 30 min. Ethyl acetate and ice water were then added. The layers were partitioned, and the aqueous phase was extracted with ethyl acetate. The organic extracts were combined, dried over magnesium sulfate, filtered, and concentrated *in vacuo*. The product, 1-(chloromethyl)-5-fluoro-2-(methyloxy)-3-[(phenylmethyl)oxy]benzene, was obtained as an orange oil (6.82 g, 24.3 mmol, 93% yield), which solidified upon storage in the freezer.  $^1H$  NMR (400 MHz,  $CDCl_3$ ):  $\delta$  7.45-7.26 (m, 5H), 6.72-6.66 (m, 2H), 5.09 (s, 2H), 4.61 (s, 2H), 3.91 (s, 3H).

[0433] To a solution of 1-(chloromethyl)-5-fluoro-2-(methyloxy)-3-[(phenylmethyl)oxy]benzene (6.82 g, 24.3 mmol) in DMF (60 mL) was added potassium cyanide (3.2 g, 48.6 mmol), and the resulting mixture was stirred at 50 °C for 2 h 20 min before cooling to rt. Water and brine were added, and the resulting aqueous mixture was

extracted with ethyl acetate. The organic phase was washed twice with brine, dried over magnesium sulfate, filtered, and concentrated in vacuo. The residue was purified by flash chromatography (80% hexanes, 20% ethyl acetate) to afford {5-fluoro-2-(methyloxy)-3-[(phenylmethyl)oxy]phenyl}acetonitrile (5.3 g, 19.5 mmol, 80% yield) as a colorless oil which eventually solidified. <sup>1</sup>H NMR (400 MHz, CDCl<sub>3</sub>): δ 7.42-7.32 (m, 5H), 6.69-6.67 (m, 2H), 5.08 (s, 2H), 3.89 (s, 3H), 3.70 (s, 2H).

[0434] A solution of {5-fluoro-2-(methyloxy)-3-[(phenylmethyl)oxy]phenyl}acetonitrile (5.3 g, 19.5 mmol) in THF (60 mL) was cooled to 0 °C. Sodium hydride (60% dispersion in mineral oil, 1.64 g, 41 mmol) was added followed by acetylimidazole (3.2 g, 29.3 mmol). The mixture was heated to 40 °C for 15 min before cooling to rt. Water was added, and this mixture was acidified with 1 N HCl (45 mL). Ethyl acetate was added and the layers were partitioned. The aqueous phase was extracted with ethyl acetate. The organic extracts were combined, dried over magnesium sulfate, filtered, and concentrated in vacuo. The residue was purified by flash chromatography (70% hexanes, 30% ethyl acetate) to provide 2-{5-fluoro-2-(methyloxy)-3-[(phenylmethyl)oxy]phenyl}-3-oxobutanenitrile as a colorless oil (4.9 g, 15.6 mmol, 80% yield). <sup>1</sup>H NMR (400 MHz, CDCl<sub>3</sub>): (mixture of tautomers) δ 9.70 (s, 0.2H), 7.42-7.33 (m, 5H), 6.82 (dd, 0.2H), 6.75 (dd, 0.8H), 6.69-6.64 (m, 1H), 5.09 (s, 2H), 4.90 (s, 0.8H), 3.89 (s, 2.1H), 3.83 (s, 0.9H), 2.38 (s, 0.9H), 2.29 (s, 2.1H).

[0435] To a solution of 2-{5-fluoro-2-(methyloxy)-3-[(phenylmethyl)oxy]phenyl}-3-oxobutanenitrile (5.7 g, 18.1 mmol) in ethanol (60 mL) was added *t*-butylhydrazine hydrochloride (6.8 g, 54 mmol). The mixture was stirred for 2 h at 75 °C before cooling to rt and stirring for an additional 14 h. The volatile materials were removed in vacuo. To the residue was added water, and the resulting aqueous mixture was extracted with ethyl acetate 3 times. The organic extracts were combined and washed with 1 N HCl (aq) followed by aqueous NaHCO<sub>3</sub> (sat). The organics were then dried over magnesium sulfate, filtered, and concentrated *in vacuo* to provide 1-(1,1-dimethylethyl)-4-{5-fluoro-2-(methyloxy)-3-[(phenylmethyl)oxy]phenyl}-3-methyl-1*H*-pyrazol-5-amine as a pale yellow syrup (6.81 g, 17.8 mmol, 98% yield). <sup>1</sup>H NMR (400 MHz, CDCl<sub>3</sub>): δ 7.45-7.32 (m, 5H), 6.60 (dd, 1H), 6.53 (dd, 1H), 5.10 (s, 2H), 3.91 (br s, 2H), 3.55 (s, 3H), 2.20 (s, 3H), 1.67 (s, 9H); MS (EI) for C<sub>22</sub>H<sub>26</sub>FN<sub>3</sub>O<sub>2</sub>: 384 (MH<sup>+</sup>).

[0436] A solution of 1-(1,1-dimethylethyl)-4-{5-fluoro-2-(methyloxy)-3-[(phenylmethyl)oxy]phenyl}-3-methyl-1*H*-pyrazol-5-amine (25 g, 0.0652 mol) in a

mixture of THF-ethyl acetate (1:1, 300 mL) was hydrogenated over 10% Pd-C (2.5 g) at 40 Psi for 2h. The catalyst was filtered off, and the filtrate was concentrated. The resulting crude was triturated with diethyl ether; a white solid was precipitated. It was collected by filtration, washed with an additional portion of diethyl ether and dried *in vacuo* to give 17.8 g of 3-[5-amino-1-(1,1-dimethylethyl)-3-methyl-1*H*-pyrazol-4-yl]-5-fluoro-2-(methyloxy)phenol (93 %). <sup>1</sup>H NMR (400 MHz, DMSO-*d*<sub>6</sub>): δ 9.63 (s, 1H), 6.56 (dd, 1H), 6.38 (dd, 1H), 4.44 (s, 2H), 3.37 (s, 3H), 1.98 (s, 3H), 1.56 (s, 9H); MS (EI) for C<sub>15</sub>H<sub>20</sub>FN<sub>3</sub>O<sub>2</sub>: 294 (MH<sup>+</sup>)

[0437] To 3-[5-amino-1-(1,1-dimethylethyl)-3-methyl-1*H*-pyrazol-4-yl]-5-fluoro-2-(methyloxy)phenol (150 mg, 0.51 mmol) was added 4-benzyloxy-3-methylbenzaldehyde (115 mg, 0.51 mmol) and acetic acid (2 mL). The mixture was heated to 120 °C and stirred overnight. The acetic acid was removed *in vacuo*. The residue was purified by flash chromatography (70% hexanes, 30% ethyl acetate) to provide 3-(1,1-dimethylethyl)-6-fluoro-1-methyl-9-(methyloxy)-5-{3-methyl-4-[(phenylmethyl)oxy]phenyl}-3*H*-pyrazolo[3,4-*c*]isoquinolin-8-ol (207 mg, 0.42 mmol, 81% yield) as an orange foam. <sup>1</sup>H NMR (400 MHz, CDCl<sub>3</sub>): δ 7.52-7.35 (m, 7H), 6.99 (br d, 1H), 6.85 (d, 1H), 5.17 (s, 2H), 3.82 (s, 3H), 2.89 (s, 3H), 2.39 (s, 3H), 1.88 (s, 9H); MS (EI) for C<sub>30</sub>H<sub>30</sub>FN<sub>3</sub>O<sub>3</sub>: 500 (MH<sup>+</sup>).

[0438] To a solution of 3-(1,1-dimethylethyl)-6-fluoro-1-methyl-9-(methyloxy)-5-{3-methyl-4-[(phenylmethyl)oxy]phenyl}-3*H*-pyrazolo[3,4-*c*]isoquinolin-8-ol (207 mg, 0.42 mmol) in DMF (2 mL) was added cesium carbonate (274 mg, 0.84 mmol) and *tert*-butyl 4-[[[(methylsulfonyl)oxy]methyl]piperidine-1-carboxylate (135 mg, 0.46 mmol). The mixture was heated to 90 °C and stirred for 1.5 h. After cooling to rt, water was added and the resulting aqueous mixture was extracted twice with ethyl acetate. The combined organic extracts were dried over magnesium sulfate, filtered, and concentrated *in vacuo*. The crude residue was purified by flash chromatography (gradient: 25% ethyl acetate in hexanes to 30% ethyl acetate in hexanes) to provide 1,1-dimethylethyl 4-[[[(3-(1,1-dimethylethyl)-6-fluoro-1-methyl-9-(methyloxy)-5-{3-methyl-4-[(phenylmethyl)oxy]phenyl}-3*H*-pyrazolo[3,4-*c*]isoquinolin-8-yl)oxy)methyl]piperidine-1-carboxylate (214 mg, 0.31 mmol, 73% yield) as a yellow oil. <sup>1</sup>H NMR (400 MHz, CDCl<sub>3</sub>): δ 7.51-7.34 (m, 7H), 6.98 (d, 1H), 6.83 (d, 1H), 5.16 (s, 2H), 4.22 (br m, 2H), 3.98 (d, 2H), 3.91 (s, 3H), 2.89 (s, 3H), 2.80 (br m, 2H), 2.37 (s, 3H), 2.12 (m, 1H), 1.93-1.88 (m, 2H), 1.85 (s, 9H), 1.48 (s, 9H), 1.39-1.35 (m, 2H); MS (EI) for C<sub>41</sub>H<sub>49</sub>FN<sub>4</sub>O<sub>5</sub>: 697 (MH<sup>+</sup>).

[0439] To 1,1-dimethylethyl 4-{[(3-(1,1-dimethylethyl)-6-fluoro-1-methyl-9-(methyloxy)-5-{3-methyl-4-[(phenylmethyl)oxy]phenyl}-3*H*-pyrazolo[3,4-*c*]isoquinolin-8-yl)oxy]methyl}piperidine-1-carboxylate (178 mg, 0.26 mmol) was added CH<sub>2</sub>Cl<sub>2</sub> (3 mL). The solution was cooled with an ice bath and TFA (0.5 mL) was added slowly. After 1 h, the reaction mixture was diluted with CHCl<sub>3</sub> and water was added. The mixture was then basified with 1 M KOH (aq) and partitioned. The organic layer was dried over magnesium sulfate, filtered and concentrated *in vacuo* to provide 3-(1,1-dimethylethyl)-6-fluoro-1-methyl-9-(methyloxy)-5-{3-methyl-4-[(phenylmethyl)oxy]phenyl}-8-[(piperidin-4-ylmethyl)oxy]-3*H*-pyrazolo[3,4-*c*]isoquinoline (159 mg, 0.26 mmol, 100% yield) as a yellow sticky solid. <sup>1</sup>H NMR (400 MHz, CDCl<sub>3</sub>): δ 7.51-7.33 (m, 7H), 6.98 (d, 1H), 6.81 (d, 1H), 5.16 (s, 2H), 4.03 (d, 2H), 3.89 (s, 3H), 3.55 (d, 2H), 3.04-2.95 (m, 2H), 2.88 (s, 3H), 2.37 (s, 3H), 2.26 (m, 1H), 2.16 (d, 2H), 1.85 (s, 9H), 1.88-1.80 (m, 2H); MS (EI) for C<sub>36</sub>H<sub>41</sub>FN<sub>4</sub>O<sub>3</sub>: 597 (MH<sup>+</sup>).

[0440] To 3-(1,1-dimethylethyl)-6-fluoro-1-methyl-9-(methyloxy)-5-{3-methyl-4-[(phenylmethyl)oxy]phenyl}-8-[(piperidin-4-ylmethyl)oxy]-3*H*-pyrazolo[3,4-*c*]isoquinoline (159 mg, 0.26 mmol) was added dichloroethane (2 mL), 37% aqueous formaldehyde (40 μL, 0.52 mmol), and sodium triacetoxymethylborohydride (110 mg, 0.52 mmol). The mixture was stirred for 1 h at rt. Water and CH<sub>2</sub>Cl<sub>2</sub> were added, and the layers were partitioned. The aqueous phase was extracted with CH<sub>2</sub>Cl<sub>2</sub>. The organic extracts were combined, dried over magnesium sulfate, filtered, and concentrated *in vacuo*. The crude residue was purified by flash chromatography (90% CH<sub>2</sub>Cl<sub>2</sub>, 10% methanol) to provide 83.1 mg of To 3-(1,1-dimethylethyl)-6-fluoro-1-methyl-9-(methyloxy)-5-{3-methyl-4-[(phenylmethyl)oxy]phenyl}-8-[[1-methylpiperidin-4-yl)methyl]oxy}-3*H*-pyrazolo[3,4-*c*]isoquinoline (0.136 mmol, 52% yield) as a yellow film. <sup>1</sup>H NMR (400 MHz, CDCl<sub>3</sub>): δ 7.49-7.32 (m, 7H), 6.96 (d, 1H), 6.81 (d, 1H), 5.15 (s, 2H), 3.98 (d, 2H), 3.89 (s, 3H), 3.10 (d, 2H), 2.87 (s, 3H), 2.40 (s, 3H), 2.36 (s, 3H), 2.17 (br t, 2H), 2.03-1.96 (m, 3H), 1.84 (s, 9H), 1.62 (m, 2H); MS (EI) for C<sub>37</sub>H<sub>43</sub>FN<sub>4</sub>O<sub>3</sub>: 611 (MH<sup>+</sup>).

[0441] To 3-(1,1-dimethylethyl)-6-fluoro-1-methyl-9-(methyloxy)-5-{3-methyl-4-[(phenylmethyl)oxy]phenyl}-8-[[1-methylpiperidin-4-yl)methyl]oxy}-3*H*-pyrazolo[3,4-*c*]isoquinoline (83.1 mg, 0.136 mmol) was added TFA (2.5 mL). The resulting solution was stirred at 50 °C for 3 h. After cooling the reaction mixture to rt, TFA was removed *in vacuo* with methanol added to create an azeotropic mixture. The residue was purified by

preparative HPLC. The product-containing fractions were concentrated, treated with 4 N HCl in dioxane, and concentrated again to generate the hydrochloride salt. The final compound, 4-(6-fluoro-1-methyl-9-(methyloxy)-8-[[1-methylpiperidin-4-yl)methyl]oxy}-3H-pyrazolo[3,4-c]isoquinolin-5-yl)-2-methylphenol hydrochloride, was obtained as a solid (35.3 mg, 0.07 mmol, 52% yield). <sup>1</sup>H NMR (400 MHz, CD<sub>3</sub>OD): δ 7.44-7.34 (m, 3H), 6.95 (d, 1H), 4.27 (d, 2H), 4.01 (s, 3H), 3.69-3.58 (m, 2H), 3.66 (s, 3H), 3.16-3.11 (m, 2H), 2.99 (s, 3H), 2.92 (s, 3H), 2.30 (m, 1H), 2.23 (br d, 2H), 1.86-1.75 (m, 2H).

[0442] Using the same or analogous synthetic techniques and/or substituting with alternative reagents, the following compounds of the invention were prepared:

[0443] 2-chloro-4-(6-fluoro-1-methyl-9-(methyloxy)-8-[[1-methylpiperidin-4-yl)methyl]oxy}-3H-pyrazolo[3,4-c]isoquinolin-5-yl)phenol. <sup>1</sup>H NMR (400MHz, d<sub>4</sub>-MeOH): 7.67 (s, 1H), 7.45 (d, *J* = 8.4 Hz, 1H), 7.39 (d, *J* = 14.0 Hz, 1H), 7.11 (d, *J* = 8.8 Hz, 1H), 4.26 (d, *J* = 5.6 Hz, 2H), 4.00 (s, 3H), 3.63 (d, *J* = 13.2 Hz, 2H), 3.16-3.09 (m, 2H), 2.98 (s, 3H), 2.96 (s, 3H), 2.31 (br s, 1H), 2.22 (d, *J* = 13.2 Hz, 2H), 1.81-1.77 (m, 2H); MS (EI) for C<sub>25</sub>H<sub>26</sub>ClFN<sub>4</sub>O<sub>3</sub>: 485 (MH<sup>+</sup>).

[0444] 2-chloro-4-{6-fluoro-1-methyl-9-(methyloxy)-8-[(3-pyrrolidin-1-ylpropyl)oxy]-3H-pyrazolo[3,4-c]isoquinolin-5-yl)phenol. <sup>1</sup>H NMR (400MHz, d<sub>4</sub>-MeOH): 7.70 (s, 1H), 7.46 (d, *J* = 8.8 Hz, 1H), 7.39 (d, *J* = 14.4 Hz, 1H), 7.12 (d, *J* = 8.4 Hz, 1H), 4.45 (t, *J* = 5.6 Hz, 2H), 4.01 (s, 3H), 3.78-3.77 (m, 2H), 3.52-3.48 (m, 2H), 3.19-3.16 (m, 2H), 2.98 (s, 3H), 2.44-2.42 (m, 2H), 2.21 (br m, 2H), 2.09-2.07 (m, 2H); MS (EI) for C<sub>25</sub>H<sub>26</sub>ClFN<sub>4</sub>O<sub>2</sub>: 485 (MH<sup>+</sup>).

[0445] 4-[8-[[1-(2R)-2-amino-3,3-dimethylbutyl]oxy]-6-fluoro-1-methyl-9-(methyloxy)-3H-pyrazolo[3,4-c]isoquinolin-5-yl]-2-chlorophenol. <sup>1</sup>H NMR (400MHz, d<sub>4</sub>-MeOH): 7.67-7.65 (m, 1H), 7.50 (d, *J* = 13.6 Hz, 1H), 7.46-7.43 (m, 1H), 7.10 (d, *J* = 8.4 Hz, 1H), 4.65 (dd, *J* = 3.4, 10.4 Hz, 1H), 4.48 (dd, *J* = 8.4, 10.4 Hz, 1H), 4.01 (s, 3H), 3.64-3.61 (m, 1H), 3.00 (s, 3H), 1.21 (s, 9H); MS (EI) for C<sub>24</sub>H<sub>26</sub>ClFN<sub>4</sub>O<sub>3</sub>: 473 (MH<sup>+</sup>).

[0446] 4-[8-[[1-(2R)-2-amino-3-methylbutyl]oxy]-6-fluoro-1-methyl-9-(methyloxy)-3H-pyrazolo[3,4-c]isoquinolin-5-yl]-2-chlorophenol. <sup>1</sup>H NMR (400MHz, d<sub>4</sub>-MeOH): 7.69-7.68 (m, 1H), 7.50 (s, 1H), 7.47-7.45 (m, 1H), 7.12 (d, *J* = 8.4 Hz, 1H), 4.57-4.55 (m, 2H), 4.01 (s, 3H), 3.49 (br m, 1H), 3.00 (s, 3H), 2.28-2.26 (m, 1H), 1.20-1.15 (m, 6H); MS (EI) for C<sub>23</sub>H<sub>24</sub>ClFN<sub>4</sub>O<sub>3</sub>: 459 (MH<sup>+</sup>).

[0447] 2-chloro-4-[8-[[3-(4-ethylpiperazin-1-yl)propyl]oxy]-6-fluoro-1-methyl-9-



(methyloxy)-3H-pyrazolo[3,4-c]isoquinolin-5-yl]phenol.  $^1\text{H}$  NMR (400MHz,  $\text{d}_4\text{-MeOH}$ ): 7.73-7.72 (m, 1H). 7.49-7.47 (m, 1H), 7.43 (d,  $J = 14$  Hz, 1H), 7.13 (d,  $J = 8.4$  Hz, 1H), 4.50 (t,  $J = 5.8$  Hz, 2H), 4.02 (s, 3H), 4.00-3.57 (br m, 10H), 3.39-3.37 (m, 2H), 3.00 (s, 3H), 2.54-2.50 (m, 2H), 1.43 (t,  $J = 7.4$  Hz, 3H); MS (EI) for  $\text{C}_{27}\text{H}_{31}\text{ClFN}_5\text{O}_3$ : 528 ( $\text{MH}^+$ ).

[0448] 2-chloro-4-(6-fluoro-1-methyl-9-(methyloxy)-8-{[3-(4-methylpiperazin-1-yl)propyl]oxy})-3H-pyrazolo[3,4-c]isoquinolin-5-yl]phenol.  $^1\text{H}$  NMR (400MHz,  $\text{d}_4\text{-MeOH}$ ): 7.70 (m, 1H), 7.47-7.45 (m, 1H), 7.38 (d,  $J = 14.0$  Hz, 1H), 7.11 (d,  $J = 8.4$  Hz, 1H), 4.47 (t,  $J = 5.8$  Hz, 2H), 4.01 (s, 3H), 3.74 (br m, 8H), 3.53-3.50 (m, 2H), 3.03 (s, 3H), 2.98 (s, 3H), 2.50-2.48 (m, 2H); MS (EI) for  $\text{C}_{26}\text{H}_{29}\text{ClFN}_5\text{O}_3$ : 514 ( $\text{MH}^+$ ).

[0449] 5-(3-chlorophenyl)-8-{[2-(4-ethylpiperazin-1-yl)ethyl]oxy}-6-fluoro-1-methyl-9-(methyloxy)-3H-pyrazolo[3,4-c]isoquinoline.  $^1\text{H}$  NMR (400 MHz,  $\text{d}_6\text{-DMSO}$ ): 7.55 (m, 1H), 7.52 (t, 1H), 7.48 (s, 1H), 7.45 (m, 1H), 7.41 (s, 1H), 7.37 (s, 1H), 4.67 (s, 2H), 3.90 (m, 3H), 3.62-3.77 (m, 6H), 3.56 (s, 3H), 3.45 (m, 2H), 3.20 (m, 2H), 2.82 (s, 2H), 1.28 (t, 3H); MS (EI) for  $\text{C}_{26}\text{H}_{29}\text{N}_5\text{O}_2\text{FCl}$ : 498 ( $\text{MH}^+$ ).

[0450] 2-chloro-4-[6-fluoro-1-methyl-9-(methyloxy)-8-({2-[4-(2-methylpropyl)piperazin-1-yl]ethyl}oxy)-3H-pyrazolo[3,4-c]isoquinolin-5-yl]phenol.  $^1\text{H}$  NMR (400 MHz,  $\text{d}_6\text{-DMSO}$ ): 7.49 (s, 1H), 7.40 (d, 1H), 7.29 (d, 1H), 7.07 (d, 1H), 4.67 (m, 2H), 3.90 (s, 3H), 3.80 (m, 8H), 3.46 (m, 2H), 3.02 (m, 2H), 2.81 (m, 3H), 2.10 (m, 1H), 1.01 (d, 6H); MS (EI) for  $\text{C}_{28}\text{H}_{33}\text{N}_5\text{O}_3\text{FCl}$ : 542 ( $\text{MH}^+$ ).

[0451] 2-chloro-4-[8-{{2-(5-ethyl-2,5-diazabicyclo[2.2.1]hept-2-yl)ethyl}oxy}-6-fluoro-1-methyl-9-(methyloxy)-3H-pyrazolo[3,4-c]isoquinolin-5-yl]phenol.  $^1\text{H}$  NMR (400 MHz,  $\text{d}_6\text{-DMSO}$ ): 7.47 (s, 1H), 7.38 (d, 1H), 7.28 (d, 1H), 7.05 (d, 1H), 4.11-4.69 (m, 10H), 3.88 (s, 3H), 3.70 (m, 1H), 3.47 (m, 1H), 3.34 (m, 1H), 3.20 (m, 1H), 2.81 (s, 3H), 1.30 (m, 3H); MS (EI) for  $\text{C}_{27}\text{H}_{29}\text{N}_5\text{O}_3\text{FCl}$ : 526 ( $\text{MH}^+$ ).

[0452] 2-chloro-4-[6-fluoro-1-methyl-8-({2-[4-(1-methylethyl)piperazin-1-yl]ethyl}oxy)-9-(methyloxy)-3H-pyrazolo[3,4-c]isoquinolin-5-yl]phenol.  $^1\text{H}$  NMR (400 MHz,  $\text{d}_6\text{-DMSO}$ ): 12.00 (broad s, 1H), 7.50 (s, 1H), 7.42 (d, 1H), 7.30 (d, 1H), 7.09 (d, 1H), 4.71 (m, 2H), 3.95 (m, 2H), 3.91 (s, 3H), 3.77 (m, 6H), 3.61 (m, 3H), 2.82 (s, 3H), 1.32 (d, 6H); MS (EI) for  $\text{C}_{27}\text{H}_{31}\text{N}_5\text{O}_3\text{FCl}$ : 528 ( $\text{MH}^+$ ).

[0453] 2-chloro-4-[6-fluoro-1-methyl-8-{{(3-*exo*)-8-methyl-8-azabicyclo[3.2.1]oct-3-yl}oxy}-9-(methyloxy)-3H-pyrazolo[3,4-c]isoquinolin-5-yl]phenol.  $^1\text{H}$  NMR (400 MHz,  $\text{d}_6\text{-DMSO}$ ): 10.69 (broad s, 1H), 10.52 (broad s, 1H), 7.54 (d, 1H), 7.48 (s, 1H), 7.30 (m,

1H), 7.07 (d, 1H), 5.06 (m, 1H), 4.98 (m, 1H), 3.97 (m, 1H), 3.88 (s, 3H), 3.70 (m, 1H), 3.48 (m, 1H), 2.80 (s, 3H), 2.79 (s, 1H), (2.69 (m, 3H), 2.62 (m, 1H), 2.20-2.36 (m, 4H); MS (EI) for C<sub>26</sub>H<sub>26</sub>N<sub>4</sub>O<sub>3</sub>FCl: 497 (MH<sup>+</sup>).

[0454] 2-chloro-5-fluoro-4-(6-fluoro-1-methyl-9-(methyloxy)-8-[[1-methylpiperidin-4-yl)methyl]oxy}-3H-pyrazolo[3,4-c]isoquinolin-5-yl]phenol hydrochloride <sup>1</sup>H NMR (400 MHz, CD<sub>3</sub>OD): δ 7.49 (d, 1H), 7.21 (d, 1H), 6.75 (d, 1H), 4.18 (d, 2H), 3.97 (s, 3H), 3.63 (m, 2H), 3.12 (m, 2H), 2.92 (m, 6H), 2.26 (m, 3H), 1.77 (m, 2H); MS (EI) for C<sub>25</sub>H<sub>25</sub>ClFN<sub>4</sub>O<sub>3</sub>: 503 (MH<sup>+</sup>).

[0455] 2-chloro-4-[8-{[2-(4-ethylpiperazin-1-yl)ethyl]oxy}-6-fluoro-1-methyl-9-(methyloxy)-3H-pyrazolo[3,4-c]isoquinolin-5-yl]phenol. <sup>1</sup>H-NMR (400 MHz, d<sub>6</sub>-DMSO): 12.12 (bs, 1H), 10.58 (bs, 1H), 7.50 (t, 1H), 7.42 (d, 1H), 7.32 (2t, 1H), 7.13 (d, 1H), 4.71 (bs, 2H), 3.94 (m, 2H), 3.91 (s, 3H), 3.82 (m, 4H), 3.72 (m, 2H), 3.50 (bs, 2H), 3.21 (bs, 2H), 2.81 (s, 3H), 1.30 (t, 3H), MS (EI) for C<sub>26</sub>H<sub>29</sub>ClFN<sub>5</sub>O<sub>3</sub>: 514.2 (MH<sup>+</sup>).

[0456] 2-chloro-4-(6-fluoro-1-methyl-9-(methyloxy)-8-{[2-(4-methylpiperazin-1-yl)ethyl]oxy}-3H-pyrazolo[3,4-c]isoquinolin-5-yl]phenol. <sup>1</sup>H-NMR (400 MHz, d<sub>6</sub>-DMSO): 11.94 (bs, 1H), 10.48 (bs, 1H), 7.46 (t, 1H), 7.38 (d, 1H), 7.28 (2t, 1H), 7.06 (d, 1H), 4.67 (bs, 2H), 3.89 (s, 3H), 3.85 (m, 2H), 3.72 (m, 4H), 3.48 (m, 4H), 2.84 (s, 3H), 2.80 (s, 3H), MS (EI) for C<sub>25</sub>H<sub>27</sub>ClFN<sub>5</sub>O<sub>3</sub>: 500.2 (MH<sup>+</sup>).

[0457] 2-chloro-4-(6-fluoro-1-methyl-9-(methyloxy)-8-{[2-(1-methylpiperidin-4-yl)ethyl]oxy}-3H-pyrazolo[3,4-c]isoquinolin-5-yl]phenol. <sup>1</sup>H NMR (400MHz, d<sub>4</sub>-MeOH): 7.63 (s, 1H), 7.40 (m, 1H), 7.33 (d, J=14.0Hz, 1H), 7.07 (d, J=8.4Hz, 1H), 4.36 (t, J=5.2Hz, 2H), 3.97 (s, 3H), 3.52 (d, J=12.0Hz, 2H), 3.01 (t, J=10.8, 2H), 2.95 (s, 3H), 2.85 (s, 3H), 2.13 (d, J=12.8Hz, 2H), 1.95 (s, 3H), 1.56(m, 2H) ); MS (EI) for C<sub>26</sub>H<sub>28</sub>ClFN<sub>4</sub>O<sub>3</sub>: 499 (MH<sup>+</sup>).

[0458] 2-chloro-4-[8-[[1-ethylpiperidin-4-yl)methyl]oxy]-6-fluoro-1-methyl-9-(methyloxy)-3H-pyrazolo[3,4-c]isoquinolin-5-yl]phenol. <sup>1</sup>H NMR (400MHz, d<sub>4</sub>-MeOH): 7.62 (s, 1H), 7.10 (d, J=8.4, 1H), 7.35 (d, J=14.0Hz, 1H), 7.07 (d, J=8.8Hz, 1H), 4.23 (d, J=5.6Hz, 2H), 3.98 (s, 3H), 3.66 (d, J=12.4Hz, 2H), 3.20 (q, J=7.2Hz, 2H), 3.04 (t, J=11.2Hz, 2H), 2.95 (s, 3H), 2.31 (m, 1H), 2.22 (d, J=13.6Hz, 2H), 1.79 (m, 2H), 1.37 (t, J=7.2Hz, 3H); MS (EI) for C<sub>26</sub>H<sub>28</sub>ClFN<sub>4</sub>O<sub>3</sub>: 499 (MH<sup>+</sup>).

[0459] 4-[8-{[2-(3-amino-8-azabicyclo[3.2.1]oct-8-yl)ethyl]oxy}-6-fluoro-1-methyl-9-(methyloxy)-3H-pyrazolo[3,4-c]isoquinolin-5-yl]-2-chlorophenol. <sup>1</sup>H NMR (400MHz, d<sub>4</sub>-

MeOH): 7.69 (s, 1H), 7.45 (m, 1H), 7.43 (d,  $J=12.4\text{Hz}$ , 1H), 7.11 (d,  $J=8.4\text{Hz}$ , 1H), 4.82 (m, 2H), 4.38 (s, 2H), 4.00 (s, 3H), 3.76 (m, 3H), 3.00 (s, 3H), 2.92 (m, 2H), 2.67 (m, 2H), 2.31 (d,  $J=10.0\text{Hz}$ , 2H), 2.23 (d,  $J=16.8\text{Hz}$ , 2H); MS (EI) for  $\text{C}_{26}\text{H}_{27}\text{ClFN}_5\text{O}_3$ : 512 ( $\text{MH}^+$ ).

[0460] 2-chloro-4-[8-{[2-(1-ethylpiperidin-4-yl)ethyl]oxy}-6-fluoro-1-methyl-9-(methyloxy)-3H-pyrazolo[3,4-c]isoquinolin-5-yl]phenol.  $^1\text{H}$  NMR (400MHz,  $\text{d}_4\text{-MeOH}$ ): 7.68 (s, 1H), 7.36 (d,  $J=8.0\text{Hz}$ , 1H), 7.06 (d,  $J=8.4\text{Hz}$ , 1H), 6.99 (d,  $J=13.6\text{Hz}$ , 1H), 4.16 (m, 2H), 3.90 (s, 2H), 3.58 (d,  $J=12.4\text{Hz}$ , 2H), 3.15 (q,  $J=7.2\text{Hz}$ , 2H), 2.87 (m, 5H), 2.14 (d,  $J=14.4\text{Hz}$ , 2H), 1.90 (m, 3H), 1.55 (m, 2H), 1.34 (t,  $J=7.6\text{Hz}$ , 3H); MS (EI) for  $\text{C}_{27}\text{H}_{30}\text{ClFN}_4\text{O}_3$ : 513 ( $\text{MH}^+$ ).

[0461] 2-chloro-4-{6-fluoro-1-methyl-9-(methyloxy)-8-[(3-piperidin-1-ylpropyl)oxy]-3H-pyrazolo[3,4-c]isoquinolin-5-yl}phenol.  $^1\text{H}$  NMR (400MHz,  $\text{d}_4\text{-MeOH}$ ): 7.67 (s, 1H), 7.43 (d,  $J=8.8\text{Hz}$ , 1H), 7.30 (d,  $J=14.0\text{Hz}$ , 1H), 7.09 (d,  $J=8.4\text{Hz}$ , 1H), 4.40 (t,  $J=5.6\text{Hz}$ , 2H), 3.99 (s, 3H), 3.64 (d,  $J=11.6\text{Hz}$ , 2H), 3.40 (m, 2H), 3.02 (t,  $J=11.6\text{Hz}$ , 2H), 2.96 (s, 3H), 2.42 (m, 2H), 2.00 (m, 3H), 1.85 (m, 3H); MS (EI) for  $\text{C}_{27}\text{H}_{30}\text{ClFN}_4\text{O}_3$ : 513 ( $\text{MH}^+$ ).

[0462] 2-chloro-4-{6-fluoro-1-methyl-9-(methyloxy)-8-[(3-morpholin-4-ylpropyl)oxy]-3H-pyrazolo[3,4-c]isoquinolin-5-yl}phenol.  $^1\text{H}$  NMR (400MHz,  $\text{d}_4\text{-MeOH}$ ): 7.70 (s, 1H), 7.46 (d,  $J=8.8\text{Hz}$ , 1H), 7.38 (d,  $J=14.0\text{Hz}$ , 1H), 7.12 (d,  $J=8.8\text{Hz}$ , 1H), 4.46 (t,  $J=6.0\text{Hz}$ , 2H), 4.11 (m, 2H), 4.01 (s, 3H), 3.86 (t,  $J=12.0\text{Hz}$ , 2H), 3.62 (d,  $J=12.4\text{Hz}$ , 2H), 3.48 (t,  $J=7.6\text{Hz}$ , 2H), 3.26 (m, 2H), 2.98 (s, 3H), 2.47 (m, 2H); MS (EI) for  $\text{C}_{25}\text{H}_{26}\text{ClFN}_4\text{O}_4$ : 501 ( $\text{MH}^+$ ).

[0463] 2-chloro-4-{6-fluoro-1-methyl-9-(methyloxy)-8-[(2-morpholin-4-ylethyl)oxy]-3H-pyrazolo[3,4-c]isoquinolin-5-yl}phenol.  $^1\text{H}$  NMR (400 MHz,  $\text{d}_6\text{-DMSO}$ ): 11.68 (s, 1H), 10.56 (broad s, 1H), 7.48 (dd, 1H), 7.40 (d, 1H), 7.30 (dd, 1H), 7.09 (t, 1H), 4.71 (m, 2H), 4.00-4.14 (m, 2H), 3.852 (m, 5H), 3.28-3.72 (m, 6H), 2.80 (s, 3H); MS (EI) for  $\text{C}_{24}\text{H}_{24}\text{N}_4\text{O}_4\text{ClF}$ : 487 ( $\text{MH}^+$ ).

[0464] 4-[8-({2-[butyl(ethyl)amino]ethyl}oxy)-6-fluoro-1-methyl-9-(methyloxy)-3H-pyrazolo[3,4-c]isoquinolin-5-yl]-2-chlorophenol.  $^1\text{H}$  NMR (400 MHz,  $\text{d}_6\text{-DMSO}$ ): 10.74 (s, 1H), 10.57 (broad s, 1H), 7.49 (t, 1H), 7.39 (d, 1H), 7.30 (dt, 1H), 7.08 (d, 1H), 4.65 (t, 2H), 3.88 (s, 3H), 3.65 (d, 2H), 3.24 (m, 4H), 3.80 (s, 3H), 1.73 (m 2H), 1.35 (m, 5H), 0.94 (t, 3H); MS (EI) for  $\text{C}_{26}\text{H}_{30}\text{N}_4\text{O}_3\text{ClF}$ : 501 ( $\text{MH}^+$ ).

[0465] 2-chloro-4-[8-{[2-(diethylamino)ethyl]oxy}-6-fluoro-1-methyl-9-(methyloxy)-3H-pyrazolo[3,4-c]isoquinolin-5-yl]phenol.  $^1\text{H}$  NMR (400 MHz,  $\text{d}_6\text{-DMSO}$ ): 10.71 (s, 1H),

10.57 (broad s, 1H), 7.49 (t, 1H), 7.39 (d, 1H), 7.30 (dt, 1H), 7.08 (d, 1H), 4.64 (t, 2H), 3.88 (s, 3H), 3.65 (d, 2H), 3.29 (q, 4H), 2.81 (s, 3H), 1.31 (t, 6H); MS (EI) for  $C_{24}H_{26}N_4O_3ClF$ : 473 ( $MH^+$ ).

[0466] 2-chloro-5-{6-fluoro-1-methyl-9-(methyloxy)-8-[(2-pyrrolidin-1-ylethyl)oxy]-3H-pyrazolo[3,4-c]isoquinolin-5-yl}phenol.  $^1H$  NMR (400 MHz,  $d_6$ -DMSO): 11.19 (s, 1H), 10.58 (broad s, 1H), 7.50 (s, 1H), 7.42 (d, 1H), 7.31 (d, 1H), 7.09 (d, 1H), 4.63 (s, 2H), 3.90 (s, 3H), 3.70 (d, 4H), 3.17 (m, 2H), 2.81 (s, 3H), 1.99 (d, 4H); MS (EI) for  $C_{24}H_{24}N_4O_3ClF$ : 471 ( $MH^+$ ).

[0467] 2-chloro-4-[8-({2-[[2-(dimethylamino)ethyl](methylamino)ethyl]oxy}-6-fluoro-1-methyl-9-(methyloxy)-3H-pyrazolo[3,4-c]isoquinolin-5-yl}phenol. MS (EI) for  $C_{25}H_{29}N_5O_3ClF$ : 502 ( $M^+$ ).

[0468] 2-chloro-4-[8-({2-[[2-(diethylamino)ethyl](methylamino)ethyl]oxy}-6-fluoro-1-methyl-9-(methyloxy)-3H-pyrazolo[3,4-c]isoquinolin-5-yl}phenol. MS (EI) for  $C_{27}H_{33}ClFN_5O_3$ : 530 ( $MH^+$ ).

[0469] 2-chloro-4-[8-({2-[[2-(dimethylamino)ethyl](ethylamino)ethyl]oxy}-6-fluoro-1-methyl-9-(methyloxy)-3H-pyrazolo[3,4-c]isoquinolin-5-yl}phenol.  $^1H$  NMR (400 MHz,  $d_6$ -DMSO): 10.51 (s, 1H), 9.01 (s, 1H), 7.46 (m, 1H), 7.33-7.41 (m, 1H), 7.30 (dt, 1H), 7.05 (dd, 1H), 4.72 (m, 1H), 4.51 (m, 3H), 4.03 (m, 1H), 3.89 (d, 3H), 3.76 (m, 1H), 3.55 (m, 3H), 3.31 (s, 3H), 3.06 (m, 1H), 2.86 (s, 3H), 2.80 (d, 3H), 1.23 (t, 3H); MS (EI) for  $C_{26}H_{31}N_5O_3ClF$ : 587 ( $MH^+$ ).

[0470] 4-[8-([2-({bis[3-(dimethylamino)propyl]amino)ethyl]oxy}-6-fluoro-1-methyl-9-(methyloxy)-3H-pyrazolo[3,4-c]isoquinolin-5-yl]-2-chlorophenol. MS (EI) for  $C_{30}H_{40}N_6O_3ClF$ : 587 ( $MH^+$ ).

[0471] 2-chloro-4-[6-fluoro-1-methyl-8-({2-[methyl(1-methylpyrrolidin-3-yl)amino]ethyl}oxy)-9-(methyloxy)-3H-pyrazolo[3,4-c]isoquinolin-5-yl}phenol. MS (EI) for  $C_{26}H_{29}N_5O_3ClF$ : 514 ( $MH^+$ ).

[0472] 2-chloro-4-{6-fluoro-1-methyl-9-(methyloxy)-8-[(2-{(2S)-2-(methyloxy)methyl}pyrrolidin-1-yl)ethyl]oxy}-3H-pyrazolo[3,4-c]isoquinolin-5-yl}phenol. MS (EI) for  $C_{26}H_{28}N_4O_4ClF$ : 515 ( $MH^+$ ).

[0473] 2-chloro-4-(6-fluoro-1-methyl-9-(methyloxy)-8-{[2-(4-pyrrolidin-1-yl)piperidin-1-yl]ethyl}oxy)-3H-pyrazolo[3,4-c]isoquinolin-5-yl}phenol. MS (EI) for  $C_{29}H_{33}N_5O_3ClF$ : 554 ( $MH^+$ ).

- [0474] 2-chloro-4-[8-{[2-(4-cyclohexylpiperazin-1-yl)ethyl]oxy}-6-fluoro-1-methyl-9-(methyloxy)-3H-pyrazolo[3,4-c]isoquinolin-5-yl]phenol. MS (EI) for  $C_{30}H_{35}N_5O_3ClF$ : 568 ( $MH^+$ ).
- [0475] 2-[4-(2-{[5-(3-chloro-4-hydroxyphenyl)-6-fluoro-1-methyl-9-(methyloxy)-3H-pyrazolo[3,4-c]isoquinolin-8-yl]oxy}ethyl)piperazin-1-yl]-N-(1-methylethyl)acetamide. MS (EI) for  $C_{29}H_{34}N_6O_4ClF$ : 585 ( $MH^+$ ).
- [0476] 4-[8-{[2-(1,4'-bipiperidin-1'-yl)ethyl]oxy}-6-fluoro-1-methyl-9-(methyloxy)-3H-pyrazolo[3,4-c]isoquinolin-5-yl]-2-chlorophenol. MS (EI) for  $C_{30}H_{35}N_5O_3ClF$ : 568 ( $MH^+$ ).
- [0477] 2-chloro-4-[6-fluoro-1-methyl-8-{[2-(4-methyl-1,4-diazepan-1-yl)ethyl]oxy}-9-(methyloxy)-3H-pyrazolo[3,4-c]isoquinolin-5-yl]phenol. MS (EI) for  $C_{26}H_{29}N_5O_3ClF$ : 514 ( $MH^+$ ).
- [0478] 2-chloro-4-(6-fluoro-1-methyl-9-(methyloxy)-8-{[2-(4-pyridin-2-ylpiperazin-1-yl)ethyl]oxy}-3H-pyrazolo[3,4-c]isoquinolin-5-yl)phenol. MS (EI) for  $C_{29}H_{28}N_6O_3ClF$ : 563 ( $MH^+$ ).
- [0479] 2-Chloro-4-[8{[2-(2,6-dimethylmorpholin-4-yl)ethyl]oxy}-6-fluoro-1-methyl-9-(methyloxy)-3H-pyrazolo[3,4c]isoquinolin-5-yl]phenol. MS (EI) for  $C_{26}H_{28}N_4O_4ClF$ : 515 ( $MH^+$ ).
- [0480] 2-chloro-4-{6-fluoro-1-methyl-9-(methyloxy)-8-[(2-thiomorpholin-4-ylethyl)oxy]-3H-pyrazolo[3,4-c]isoquinolin-5-yl]phenol. MS (EI) for  $C_{24}H_{24}SN_4O_3ClF$ : 503 ( $MH^+$ ).
- [0481] 2-chloro-4-[8-{[2-(2,6-dimethylpiperidin-1-yl)ethyl]oxy}-6-fluoro-1-methyl-9-(methyloxy)-3H-pyrazolo[3,4-c]isoquinolin-5-yl]phenol. MS (EI) for  $C_{27}H_{30}N_4O_3ClF$ : 513 ( $MH^+$ ).
- [0482] 2-chloro-4-(6-fluoro-1-methyl-9-(methyloxy)-8-{[2-(octahydroquinolin-1(2H)-yl)ethyl]oxy}-3H-pyrazolo[3,4-c]isoquinolin-5-yl)phenol. MS (EI) for  $C_{29}H_{32}N_4O_3ClF$ : 539 ( $MH^+$ ).
- [0483] 4-[8-({2-[bis(1-methylethyl)amino]ethyl}oxy)-6-fluoro-1-methyl-9-(methyloxy)-3H-pyrazolo[3,4-c]isoquinolin-5-yl]-2-chlorophenol. MS (EI) for  $C_{26}H_{30}N_4O_3ClF$ : 501 ( $MH^+$ ).
- [0484] 4-[8-[(2-{bis[2-(methyloxy)ethyl]amino}ethyl)oxy]-6-fluoro-1-methyl-9-(methyloxy)-3H-pyrazolo[3,4-c]isoquinolin-5-yl]-2-chlorophenol. MS (EI) for

$C_{26}H_{30}N_4O_5ClF$ : 533 ( $MH^+$ ).

[0485] 2-chloro-4-{6-fluoro-1-methyl-9-(methyloxy)-8-[(2-piperidin-1-ylethyl)oxy]-3H-pyrazolo[3,4-c]isoquinolin-5-yl}phenol. MS (EI) for  $C_{25}H_{26}N_4O_3ClF$ : 485 ( $MH^+$ ).

[0486] 2-bromo-4-(6-fluoro-1-methyl-9-(methyloxy)-8-[(1-methylpiperidin-4-yl)methyl]oxy)-3H-pyrazolo[3,4-c]isoquinolin-5-ylphenol.  $^1H$  NMR (400 MHz,  $d_4$ - $CH_3OH$ )  $\delta$  7.84 (br. s, 1H), 7.49 (br. s, 1H), 7.39 (m, 1H), 7.09 (m, 1H), 4.26 (m, 2H), 4.00 (s, 3H), 3.66-3.59 (m, 1H), 3.13 (t, 2H), 2.98 (s, 3H), 2.90 (s, 3H), 2.38-2.16 (m, 4H), 1.79 (m, 2H); MS (EI) for  $C_{25}H_{26}BrFN_4O_3$ : 529 ( $MH^+$ ).

[0487] 2-chloro-5-fluoro-4-(6-fluoro-1-methyl-9-(methyloxy)-8-{[2-(methyloxy)ethyl]oxy}-3H-pyrazolo[3,4-c]isoquinolin-5-yl)phenol.  $^1H$  NMR (400 MHz,  $CD_3OD$ ): 7.42 (d, 1H), 7.08 (q, 1H), 6.65 (d, 1H), 4.38 (t, 2H), 3.98 (s, 3H), 3.82 (t, 2H), 3.45 (s, 3H), 2.85 (d, 3H); MS (EI) for  $C_{21}H_{18}N_3O_4F_2Cl$ : 450 ( $MH^+$ ).

### Example 25

[0488] 2-Chloro-5-fluoro-4-(6-fluoro-11-methyl-2,3-dihydro-9H-[1,4]dioxino[2,3-f]pyrazolo[3,4-c]isoquinolin-7-yl)phenol: A solution of methyl 2,3-dihydroxybenzoate (27 g, 160 mmol) in dichloromethane (300 mL) was cooled to 0 °C and powdered potassium carbonate (23.3 g, 169 mmol) was added. The reaction mixture was then added benzoyl chloride (19.6 mL, 169 mmol) and the mixture was allowed to warm to room temperature and stirred for 18 h. The reaction mixture was concentrated *in vacuo* and the residue was partitioned with ethyl acetate and 0.3M aqueous hydrochloric acid. The organic layer was washed with brine, dried over anhydrous magnesium sulfate. Filtration and concentration afforded 42.1 g (97%) of crude methyl 2-hydroxy-3-[(phenylcarbonyl)oxy]benzoate as an orange oil:  $^1H$  NMR (400 MHz,  $d_4$ -MeOH): 8.17 (dd,  $J$  = 1.6, 12.5 Hz, 2H), 7.80 (dd,  $J$  = 1.6, 8.0 Hz, 1H), 7.71-7.67 (m, 1H), 7.57-7.53 (m, 2H), 7.41 (dd,  $J$  = 1.8, 8.0 Hz, 1H), 6.97 (t,  $J$  = 8.6 Hz, 1H), 3.96 (s, 3H).

[0489] To a solution of methyl 2-hydroxy-3-[(phenylcarbonyl)oxy]benzoate (42.1 g, 155 mmol) in *N,N*-dimethylformamide (300 mL) was added 1,2-dibromoethane (135 mL, 1550 mmol) and cesium carbonate (76 g, 232 mmol), and the reaction mixture was stirred at room temperature under nitrogen for 6.5 h. The volume of the reaction mixture was reduced by half *in vacuo*, and then partitioned between water (500 mL) and ethyl acetate (500 mL). The layers were separated, and the organic layer was washed with brine (200

mL), dried over anhydrous magnesium sulfate and concentrated. The crude precipitate was triturated with 50% diethyl ether/hexanes (200 mL). The solid was washed with 50% diethyl ether/hexanes (2 x 200 mL) and isolated to give 30.6 g (52% over 2 steps) of methyl 2-[(2-bromoethyl)oxy]-3-[(phenylcarbonyl)oxy]benzoate as an off-white powder: <sup>1</sup>H NMR (400 MHz, CDCl<sub>3</sub>): 8.23-8.21 (m, 2H), 7.77 (dd, *J* = 1.6, 7.6 Hz, 1H), 7.68-7.64 (m, 1H), 7.53 (t, *J* = 6.0 Hz, 2H), 7.39 (dd, *J* = 1.8, 8.0 Hz, 1H), 7.25 (t, *J* = 6.4 Hz, 1H), 4.31 (t, *J* = 6.4 Hz, 2H), 3.93 (s, 3H), 3.52 (t, *J* = 6.4 Hz, 2H).

[0490] A solution of fuming nitric acid (55 mL) and concentrated sulfuric acid (11 mL) was cooled to -5 °C. Powdered methyl 2-[(2-bromoethyl)oxy]-3-[(phenylcarbonyl)oxy]benzoate (30 g, 79.1 mmol) was slowly added over a period of 30 min. After an additional stirring time of 30 min., the reaction mixture was quickly poured over ice, which was then extracted with dichloromethane (2 x 400 mL). The combined organic layers were washed with water (400 mL) and aqueous saturated sodium bicarbonate (200 mL). The organic solution was washed with brine, dried over anhydrous magnesium sulfate and concentrated. The crude precipitate was triturated with diethyl ether (200 mL) to give 29.1 g (87%) of methyl 2-[(2-bromoethyl)oxy]-5-nitro-3-[(phenylcarbonyl)oxy]benzoate as an off-white powder: <sup>1</sup>H NMR (400 MHz, CDCl<sub>3</sub>): 9.06 (t, *J* = 2.2 Hz, 1H), 8.72 (d, *J* = 3.2 Hz, 1H), 8.57-8.53 (m, 3H), 8.32 (d, *J* = 3.2 Hz, 1H), 7.79 (t, *J* = 8.0 Hz, 1H), 4.43 (t, *J* = 5.8 Hz, 2H), 4.00 (s, 3H), 3.57 (t, *J* = 5.6 Hz, 2H).

[0491] To a solution of methyl 2-[(2-bromoethyl)oxy]-5-nitro-3-[(phenylcarbonyl)oxy]benzoate (30g, 70.7 mmol) in methanol (200 mL) was added potassium carbonate (9.8 g, 70.7 mmol). The reaction mixture was allowed to stir at room temperature for 30 min., at which time it was concentrated *in vacuo*. The residue was taken up in *N,N*-dimethylformamide (150 mL) and the resulting suspension was heated to 65 °C and stirred for 12 h. The reaction mixture was then cooled to room temperature and concentrated. The residue was dissolved in water (300 mL) and extracted with ethyl acetate (2 x 300 mL). The combined organic layers were washed with brine, dried over anhydrous magnesium sulfate and concentrated. The residue was triturated with 10% diethyl ether/hexanes to give 5.6 g (33%) of methyl 7-nitro-2,3-dihydro-1,4-benzodioxine-5-carboxylate as an off-white powder: <sup>1</sup>H NMR (400 MHz, CDCl<sub>3</sub>): 8.34 (d, *J* = 2.8 Hz, 1H), 7.90 (d, *J* = 2.8 Hz, 1H), 4.48-4.46 (m, 2H), 4.37-4.35 (m, 2H), 3.93 (s, 3H).

[0492] Methyl 7-nitro-2,3-dihydro-1,4-benzodioxine-5-carboxylate (5.6 g, 23.4 mmol)

and palladium on carbon (250 mg, 30 wt.%) were suspended in ethyl acetate (200 mL). The reaction vessel was evacuated and then immediately filled with hydrogen gas. This deoxygenation process was repeated three times at atmospheric pressure. The black suspension was stirred under a hydrogen atmosphere for 18 h, at which time it was filtered through a bed of Celite and rinsed with ethyl acetate. The filtrate was concentrated, and the residue was triturated with diethyl ether to give 4.89 g (100%) of methyl 7-amino-2,3-dihydro-1,4-benzodioxine-5-carboxylate as an off-white powder:  $^1\text{H}$  NMR (400 MHz,  $\text{CDCl}_3$ ): 6.74 (d,  $J = 2.8$  Hz, 1H), 6.40 (d,  $J = 2.8$  Hz, 1H), 4.26-4.25 (m, 4H), 3.86 (s, 3H).

[0493] A solution of methyl 7-amino-2,3-dihydro-1,4-benzodioxine-5-carboxylate (4.89 g, 23.3 mmol) in ethylene glycol dimethyl ether (15 mL) was cooled to  $-5^\circ\text{C}$  and then slowly added boron trifluoride diethyl etherate (3.85 mL, 30.3 mmol) followed by *tert*-butyl nitrite (3.05 mL, 25.6 mmol). The resulting gray suspension was allowed to warm to  $0^\circ\text{C}$  and stirred for 1 h, at which time it was filtered and rinsed with ethyl acetate to give 6.24 g (93%) of difluoroboranylium {8-[(methyloxy)carbonyl]-2,3-dihydro-1,4-benzodioxin-6-yl}diazene as a gray powder:  $^1\text{H}$  NMR (400MHz,  $\text{d}_6\text{-DMSO}$ ): 8.73 (br s, 1H), 8.32 (br s, 1H), 4.64 (br m, 2H), 4.47 (br m, 2H), 3.88 (s, 3H).

[0494] A suspension of difluoroboranylium {8-[(methyloxy)carbonyl]-2,3-dihydro-1,4-benzodioxin-6-yl}diazene (1.0 g, 3.46 mmol) in 1,2,4-trichlorobenzene (10 mL) was heated to  $110^\circ\text{C}$  and allowed to stir for 3 h. The reaction mixture was then cooled to room temperature and purified immediately by flash column chromatography ( $\text{SiO}_2$ , 100% hexanes, 30% ethyl acetate/hexanes) to yield 400 mg (54%) of methyl 7-fluoro-2,3-dihydro-1,4-benzodioxine-5-carboxylate as a white powder:  $^1\text{H}$  NMR (400 MHz,  $\text{CDCl}_3$ ): 7.11 (dd,  $J = 3.2, 8.8$  Hz, 1H), 6.78 (dd,  $J = 3.2, 8.8$  Hz, 1H), 4.35-4.28 (m, 4H), 3.89 (s, 3H).

[0495] A solution of methyl 7-fluoro-2,3-dihydro-1,4-benzodioxine-5-carboxylate (400 mg, 1.88 mmol) in tetrahydrofuran (20 mL) was cooled to  $0^\circ\text{C}$  and then added lithium aluminum hydride (3.78 mL, 1.0 M solution in tetrahydrofuran). The reaction mixture was allowed to warm to room temperature and stirred for 45 min, at which time water (143  $\mu\text{L}$ ) was added followed by 15% sodium hydroxide (143  $\mu\text{L}$ ) and then water (286  $\mu\text{L}$ ) again. The white precipitate was filtered and the filtrate was concentrated to give 345 mg (100 %) of (7-fluoro-2,3-dihydro-1,4-benzodioxine-5-yl)methanol as a colorless oil:  $^1\text{H}$  NMR (400 MHz,  $\text{CDCl}_3$ ): 6.63 (dd,  $J = 2.8, 8.8$  Hz, 1H), 6.56 (dd,  $J = 3.2, 9.2$  Hz, 1H),



4.64 (d,  $J = 6.4$  Hz, 2H), 4.28-4.25 (m, 4H).

[0496] A solution of (7-fluoro-2,3-dihydro-1,4-benzodioxine-5-yl)methanol (436 mg, 2.36 mmol) and triethylamine (400  $\mu$ L, 2.83 mmol) in dichloromethane (20 mL) was cooled to 0 °C and then slowly added thionyl chloride (260  $\mu$ L, 3.55 mmol) and stirred for 45 min. The reaction mixture was partitioned with water (100 mL) and ethyl acetate (100 mL). The organic layer was washed with aqueous saturated sodium bicarbonate, brine, and then dried over anhydrous magnesium sulfate and concentrated to give crude 5-(chloromethyl)-7-fluoro-2,3-dihydro-1,4-benzodioxine as a colorless oil. The crude residue was taken up in *N,N*-dimethylformamide (10 mL) and was added potassium cyanide (460 mg, 7.08 mmol). The reaction mixture was heated to 60 °C and stirred for 5 h, at which time it was cooled to room temperature and partitioned with water (100 mL) and ethyl acetate (150 mL). The organic layer was washed with 10% citric acid (3 x 100 mL) and then aqueous saturated sodium bicarbonate (2 x 100 mL). The organic solution was further washed with brine, dried over anhydrous magnesium sulfate and concentrated to give 430 mg (94% over 2 steps) of (7-fluoro-2,3-dihydro-1,4-benzodioxin-5-yl)acetonitrile as an off-white powder. GCMS for  $C_{10}H_8FNO_2$ : 193 ( $M^+$ ).

[0497] To a solution of (7-fluoro-2,3-dihydro-1,4-benzodioxin-5-yl)acetonitrile (430 mg, 2.23 mmol) and ethyl acetate (2.18 mL, 22.3 mmol) in tetrahydrofuran (30 mL) was added sodium hydride (106 mg, 4.45 mmol, 60% in mineral oil) at 0 °C. The reaction mixture was heated to refluxing conditions for 1 h, at which time it was cooled to room temperature and was slowly added 6N HCl until pH < 7. The reaction mixture was partitioned with water (100 mL) and ethyl acetate (200 mL). The organic layer was washed with brine, dried over anhydrous magnesium sulfate and concentrated to give 306 mg (59%) of 2-(7-fluoro-2,3-dihydro-1,4-benzodioxin-5-yl)-3-oxobutanenitrile as a yellow oil. GCMS for  $C_{12}H_{10}FNO_3$ : 235 ( $M^+$ ).

[0498] A solution of 2-(7-fluoro-2,3-dihydro-1,4-benzodioxin-5-yl)-3-oxobutanenitrile (306 mg, 1.30 mmol) and hydrazine dihydrochloride (163 mg, 1.56 mmol) in anhydrous ethyl alcohol (15 mL) was heated to refluxing conditions and stirred for 3.5 h. The reaction mixture was then cooled to room temperature and concentrated. The crude material was triturated with diethyl ether to give 388 mg (93%) of 4-(7-fluoro-2,3-dihydro-1,4-benzodioxin-5-yl)-3-methyl-1*H*-pyrazol-5-amine as an off-white powder: MS (EI) for  $C_{12}H_{12}FN_3O_2$ : 250 ( $MH^+$ ).

[0499] A solution of 4-(7-fluoro-2,3-dihydro-1,4-benzodioxin-5-yl)-3-methyl-1*H*-pyrazol-

5-amine (109 mg, 0.338 mmol) and 5-chloro-2-fluoro-4-hydroxybenzaldehyde (60 mg, 0.338 mmol) in trifluoroacetic acid (2.0 mL) was heated to 75 °C and allowed to stir for 12 h. The reaction mixture was concentrated *in vacuo* and the residue was purified by reverse phase HPLC to afford 5.8 mg (4.2%) of 2-Chloro-5-fluoro-4-(6-fluoro-11-methyl-2,3-dihydro-9H-[1,4]dioxino[2,3-f]pyrazolo[3,4-c]isoquinolin-7-yl)phenol as a white powder: <sup>1</sup>H NMR (400MHz, d<sub>4</sub>-MeOH): 7.67 (d, *J* = 7.6 Hz, 1H), 7.07 (d, *J* = 13.2 Hz, 1H), 6.85 (d, *J* = 10.8 Hz, 1H) 4.59-4.56 (m, 4H), 2.99 (s, 3H); MS (EI) for C<sub>19</sub>H<sub>12</sub>ClF<sub>2</sub>N<sub>3</sub>O<sub>3</sub>: 404 (MH<sup>+</sup>).

[0500] Using the same or analogous synthetic techniques and/or substituting with alternative reagents, the following compounds of the invention were prepared:

[0501] 2-chloro-5-fluoro-4-(6-fluoro-11-methyl-2,3-dihydro-9H-[1,4]dioxino[2,3-f]pyrazolo[3,4-c]isoquinolin-7-yl)phenol. <sup>1</sup>H NMR (400MHz, d<sub>4</sub>-MeOH): 7.67 (d, *J* = 7.6 Hz, 1H), 7.07 (d, *J* = 13.2 Hz, 1H), 6.85 (d, *J* = 10.8 Hz, 1H) 4.59-4.56 (m, 4H), 2.99 (s, 3H); MS (EI) for C<sub>19</sub>H<sub>12</sub>ClF<sub>2</sub>N<sub>3</sub>O<sub>3</sub>: 404 (MH<sup>+</sup>).

[0502] 3-fluoro-4-(6-fluoro-11-methyl-2,3-dihydro-9H-[1,4]dioxino[2,3-f]pyrazolo[3,4-c]isoquinolin-7-yl)phenol. <sup>1</sup>H NMR (400MHz, d<sub>4</sub>-MeOH): 7.51 (t, *J* = 8.4 Hz, 1H), 7.09 (d, *J* = 13.2 Hz, 1H), 6.85 (d, *J* = 6.8 Hz, 1H), 6.74 (dd, *J* = 2.0, 12.4 Hz, 1H) 4.61-4.59 (m, 4H), 2.03 (s, 3H); MS (EI) for C<sub>19</sub>H<sub>13</sub>F<sub>2</sub>N<sub>3</sub>O<sub>3</sub>: 370 (MH<sup>+</sup>).

[0503] 6-fluoro-7-(2-fluorophenyl)-11-methyl-2,3-dihydro-9H-[1,4]dioxino[2,3-f]pyrazolo[3,4-c]isoquinoline. <sup>1</sup>H NMR (400MHz, d<sub>4</sub>-MeOH): 7.71-7.67 (m, 2H), 7.45 (t, *J* = 7.6 Hz, 1H), 7.37 (t, *J* = 9.2 Hz, 1H), 7.10 (d, *J* = 13.2 Hz, 1H), 4.62-4.60 (m, 4H), 3.02 (s, 3H); MS (EI) for C<sub>19</sub>H<sub>13</sub>F<sub>2</sub>N<sub>3</sub>O<sub>2</sub>: 354 (MH<sup>+</sup>).

[0504] N-[4-(6-fluoro-11-methyl-2,3-dihydro-9H-[1,4]dioxino[2,3-f]pyrazolo[3,4-c]isoquinolin-7-yl)phenyl]acetamide: MS (EI) for C<sub>21</sub>H<sub>17</sub>FN<sub>4</sub>O<sub>3</sub>: 393.2 (MH<sup>+</sup>)

### Example 26

[0505] 2-Chloro-5-fluoro-4-(6-fluoro-1-methyl-8,9-dihydro-3H-[1,4]dioxino[2,3-g]pyrazolo[3,4-c]isoquinolin-5-yl)phenol: Anhydrous aluminum chloride (1.11g, 8.2 mmol) was added to a solution of 3-fluoro-4-hydroxy-5-methoxy benzaldehyde (1.2g; 6.8 mmol) in dry dichloromethane (16 ml) under an atmosphere of nitrogen. The reaction mixture was cooled down to 0 °C, pyridine (2.5 ml; 31 mmol) was slowly added and the solution was heated to reflux and stirred for 24h. The solution was cooled to 0°C and 4M

aqueous hydrochloric acid was added to the mixture until the pH was approximately 2. The organic phase was discarded and the water phase was extracted with ethyl ether (3x15ml). The organic extracts were combined then dried over sodium sulfate and concentrated under vacuum to give 3-fluoro-4,5-dihydroxybenzaldehyde (0.904g; 85% yield) as a yellow solid. <sup>1</sup>H NMR (400 MHz, CD<sub>3</sub>OD) δ 9.68 (d, 1H), 7.17 (dd, 1H), 7.16 (br.s, 1H). MS (EI) for C<sub>7</sub>H<sub>5</sub>FO<sub>3</sub>: 157 (MH<sup>+</sup>).

[0506] 3-fluoro-4,5-dihydroxybenzaldehyde (0.9g; 5.7 mmol) and cesium carbonate (4.6g; 14.2 mmol) were stirred in DMF (15ml) at room temperature for 15 min. 1,2-Dibromoethane (638 µl; 7.4 mmol) was added and reaction mixture was stirred at 80 °C for 2.5h and then diluted with dichloromethane (100 ml). The mixture was washed with water (2x50 ml), 10% aqueous citric acid (50 ml), brine (50 ml), dried over sodium sulfate and evaporated to dryness to yield 8-fluoro-2,3-dihydro-1,4-benzodioxine-6-carbaldehyde (0.9 g; 87% yield). <sup>1</sup>H NMR (400 MHz, CD<sub>3</sub>OD) δ 9.74 (d, 1H), 7.25 (m, 2H), 4.37 (m, 4H).

[0507] 8-fluoro-2,3-dihydro-1,4-benzodioxine-6-carbaldehyde (0.87g; 4.8 mmol) was dissolved in ethanol (20ml) and sodium borohydride (0.45g; 11.95 mmol) was added at 0 °C. The reaction mixture was stirred at rt for 2h and poured into ice-water. The pH was adjusted to 5 by adding glacial acetic acid in portions and the aqueous mixture was extracted with ethyl acetate (80 ml). The organic phase was washed with water (30 ml), brine (30 ml), dried over sodium sulfate and concentrated under vacuum to give (8-fluoro-2,3-dihydro-1,4-benzodioxin-6-yl)methanol (0.84g; 95% yield) as a yellow oil. <sup>1</sup>H NMR (400 MHz, CD<sub>3</sub>OD) δ 6.66 (dd, 1H), 6.64 (br.s, 1H), 4.44 (s, 2H), 4.26 (s, 4H).

[0508] To a solution of (8-fluoro-2,3-dihydro-1,4-benzodioxin-6-yl)methanol (0.84 g, 4.55 mmol) and triethylamine (960 µl, 4.84 mmol) in dichloromethane (20 mL) was slowly added thionyl chloride (400 µl, 5.47 mmol) at 0 °C. The solution was stirred at 0 °C for 15 min then at rt for 3 h. Dichloromethane (80 mL) was added and the solution was washed with water (40 mL), saturated aqueous sodium bicarbonate (40 mL) then brine (40 mL) and dried over sodium sulfate. Filtration and concentration gave 7-(chloromethyl)-5-fluoro-2,3-dihydro-1,4-benzodioxine (0.92 g, quantitative yield) as a brown oil. The chloride was used in the next step without further purification.

[0509] A mixture of 7-(chloromethyl)-5-fluoro-2,3-dihydro-1,4-benzodioxine (0.92 g, 4.55 mmol) and potassium cyanide (1.55 g, 23.8 mmol) in DMF (10 mL) was stirred at 60

°C for 18 h. After cooling to rt ethyl acetate (100 mL) was added and the mixture was washed with water (2 x 30 mL) then brine (30 mL) and dried over sodium sulfate. Filtration and concentration followed by column chromatography on silica (4:1 hexanes/ethyl acetate) afforded (8-fluoro-2,3-dihydro-1,4-benzodioxin-6-yl)acetonitrile (0.42 g, 46% yield) as a yellow oil. <sup>1</sup>H NMR (400 MHz, CDCl<sub>3</sub>) δ 6.61 (m, 2H), 4.30 (s, 4H), 3.62 (s, 2H)

[0510] To a solution of (8-fluoro-2,3-dihydro-1,4-benzodioxin-6-yl)acetonitrile (0.40 g, 2.10 mmol) in THF (10 mL) was added sodium hydride (60% dispersion in mineral oil, 0.25 g, 6.3 mmol) and ethyl acetate (2.05 mL, 21.0 mmol) and the mixture was stirred at 60 °C for 2h. After cooling to 0 °C, water was added (25 mL) and the aqueous layer was washed with dichloromethane (3 x 15 mL), acidified with 1N HCl to pH 3 and extracted with ethyl acetate (3 x 25 mL). The combined organic extracts were washed with brine (30 mL) then dried with sodium sulfate, filtered and concentrated to give 2-(8-fluoro-2,3-dihydro-1,4-benzodioxin-6-yl)-3-oxobutanenitrile as an orange solid (0.37 g; 75% yield). <sup>1</sup>H NMR (400 MHz, d<sub>6</sub>-DMSO) δ 7.05 (dd, 1H), 6.93 (br.s, 1H), 4.30 (m, 5H), 2.30 (s, 3H).

[0511] 2-(8-fluoro-2,3-dihydro-1,4-benzodioxin-6-yl)-3-oxobutanenitrile (0.37 g; 1.56 mmol) was dissolved in dry ethanol (5 mL) and hydrazine dihydrochloride (0.20 g, 1.87 mmol) then triethylamine (217 µL, 1.56 mmol) were added. The reaction mixture was refluxed for 2h, cooled to rt and the solvent was evaporated under vacuum. The residue was dissolved in ethyl acetate (50 mL), washed with saturated sodium bicarbonate (2x25 mL), brine (25 mL) then dried over sodium sulfate. Filtration and concentration gave 4-(8-fluoro-2,3-dihydro-1,4-benzodioxin-6-yl)-3-methyl-1H-pyrazol-5-amine (0.36 g, 93% yield) as an orange solid. <sup>1</sup>H NMR (400 MHz, d<sub>6</sub>-DMSO) δ 6.75 (dd, 1H), 6.65 (m, 1H), 4.30 (m, 4H), 2.14 (s, 3H). MS (EI) for C<sub>12</sub>H<sub>12</sub>FN<sub>3</sub>O<sub>2</sub>: 250 (MH<sup>+</sup>).

[0512] A solution of 4-(8-fluoro-2,3-dihydro-1,4-benzodioxin-6-yl)-3-methyl-1H-pyrazol-5-amine (100 mg, 0.40 mmol) and 5-chloro-2-fluoro-4-hydroxybenzaldehyde (70 mg, 0.40 mmol) in TFA (2 mL) was stirred at 90 °C for 16 h. The reaction mixture was concentrated and purified by preparative reverse phase HPLC to give 2-chloro-5-fluoro-4-(6-fluoro-1-methyl-8,9-dihydro-3H-[1,4]dioxino[2,3-g]pyrazolo[3,4-c]isoquinolin-5-yl)phenol (18 mg, 11% yield) as a yellow solid after lyophilization of the pure fractions. <sup>1</sup>H NMR (400 MHz, d<sub>6</sub>-DMSO) δ 10.98 (s, 1H), 7.55 (m, 2H), 6.86 (dd, 1H), 4.44 (m, 4H), 2.74 (s, 3H); MS (EI) for C<sub>19</sub>H<sub>12</sub>ClF<sub>2</sub>N<sub>3</sub>O<sub>3</sub>: 404 (MH<sup>+</sup>).

**Example 27**

**[0513]** 2-chloro-4-(6-fluoro-1-methyl-8,9-bis{[2-(methyloxy)ethyl]oxy}-3H-pyrazolo[3,4-c]isoquinolin-5-yl)phenol hydrochloric acid salt: To a mixture of methyl 2-hydroxy-3-[(phenylcarbonyl)oxy]benzoate (21.2 g, 78 mmol), potassium carbonate (21.5g, 156 mmol) and acetonitrile (370 mL) was added 1-bromo-2-(methyloxy)ethane (12.1 mL, 116 mmol). The resulting mixture was heated at reflux 18 hour. After cooling to room temperature, the reaction mixture was diluted with ethyl acetate (400 mL), filtered and concentrated. The residue was then diluted with ethyl acetate (200 mL) and washed with 5% sodium hydroxide solution, water and brine (100 mL each), dried over sodium sulfate, filtered, concentrated, and the residue was chromatographed (silica gel, 30-50% ethyl acetate-hexane) to provide methyl 2-{[2-(methyloxy)ethyl]oxy}-3-[(phenylcarbonyl)oxy]benzoate, (22.5g, 68 mmol, 87% yield). <sup>1</sup>H NMR (400 MHz, CDCl<sub>3</sub>): 8.25-8.23 (d, d, 2H), 7.76-7.74 (d, d, 1H), 7.68-7.64 (d, d, 1H), 7.55-7.51 (d, d, 2H), 7.40-7.38 (d, d, 1H), 7.23-7.19 (d, d, 1H), 4.17-4.15 (m, 2H), 3.92 (s, 3H), 3.58-3.55 (m, 2H), 3.14 (s, 3H).

**[0514]** Methyl 2-{[2-(methyloxy)ethyl]oxy}-3-[(phenylcarbonyl)oxy]benzoate (8.0g, 24.2 mmol) was added drop wise over 15 minutes to a mixture of 90% nitric acid (15 mL) and concentrated sulfuric acid (3 mL) at -5°C. The resulting mixture was stirred for an additional 15 minutes then it was poured into a mixture of ice (200g) and dichloromethane (200 mL). The organic portion was separated, washed with saturated sodium bicarbonate solution, brine (100 mL each) dried over sodium sulfate, filtered and concentrated to give methyl 2-{[2-(methyloxy)ethyl]oxy}-5-nitro-3-[(phenylcarbonyl)oxy]benzoate (8.1g, 21.6 mmol, 89% yield). <sup>1</sup>H NMR (400 MHz, CDCl<sub>3</sub>): 8.63-8.62 (d, 1H), 8.27-8.26 (d, 1H), 8.21-8.19 (m, 2H), 7.69-7.67 (d, d, 1H), 7.55-7.51 (d, d, 2H), 4.26-4.24 (m, 2H), 3.96 (s, 3H), 3.58-3.56 (m, 2H), 3.12 (s, 3H).

**[0515]** Methyl 2-{[2-(methyloxy)ethyl]oxy}-5-nitro-3-[(phenylcarbonyl)oxy]benzoate (8.1 g, 21.6 mmol) was dissolved in methanol (150 mL) followed by the addition of potassium carbonate (3.3g, 24 mmol). The reaction mixture was stirred at room temperature for one hour, filtered and then acidified with 4N hydrogen chloride in dioxane. It was concentrated and then re-dissolved in ethyl acetate (100 mL), washed with water and brine (100 mL each), dried over sodium sulfate, filtered and concentrated to give an oily residue which was purified by flash chromatography (silica gel, 30% ethyl acetate-hexane) to provide methyl 3-hydroxy-2-{[2-(methyloxy)ethyl]oxy}-5-

nitrobenzoate (8.1g, 21.0 mmol, 97% yield). <sup>1</sup>H NMR (400 MHz, CDCl<sub>3</sub>): 8.69 (s, 1H), 8.24-8.23 (d, 1H), 7.95-7.94 (d, 1H), 4.31-4.29 (m, 2H), 3.95 (s, 3H), 3.79-3.77 (m, 2H), 3.58 (s, 3H).

[0516] To a mixture of methyl 3-hydroxy-2-([2-(methyloxy)ethyl]oxy)-5-nitrobenzoate (4.4g, 16.2 mmol), potassium carbonate (4.5g, 33 mmol) and acetonitrile (100 mL) was added 1-bromo-2-(methyloxy)ethane (2.5 mL, 24 mmol). The resulting mixture was heated at reflux 18 hour. After cooling to room temperature, the reaction mixture was diluted with ethyl acetate (200 mL), filtered and concentrated. The residue was then diluted with ethyl acetate (100 mL) and washed with 5% sodium hydroxide solution, water and brine (100 mL each), dried over sodium sulfate, filtered, concentrated, and the residue was chromatographed (silica gel, 30-50% ethyl acetate-hexane) to provide to give methyl 2,3-bis{[2-(methyloxy)ethyl]oxy}-5-nitrobenzoate, (4.9g, 14.8 mmol, 91% yield). <sup>1</sup>H NMR (400 MHz, CDCl<sub>3</sub>): 8.27-8.26 (d, 1H), 7.92-7.91 (d, 1H), 4.37-4.35 (m, 2H), 4.27-4.25 (m, 2H), 3.94 (s, 3H), 3.83-3.81 (m, 2H), 3.77-3.74 (m, 2H), 3.45 (s, 3H), 3.42 (s, 3H).

[0517] Methyl 2,3-bis{[2-(methyloxy)ethyl]oxy}-5-nitrobenzoate (4.9g, 14.9 mmol) was dissolved in methanol (180 mL), followed by the addition of 2g of 10% palladium-charcoal. The resulting mixture was hydrogenated in a Parr Apparatus at 30 psi for 3 hours. Filtration and then concentration of the reaction mixture gave methyl 5-amino-2,3-bis{[2-(methyloxy)ethyl]oxy}benzoate (4.2g, 14.0 mmol, 94% yield). <sup>1</sup>H NMR (400 MHz, CDCl<sub>3</sub>): 6.65 (s, 1H), 6.45 (s, 1H), 4.15-4.10 (m, 4H), 3.87 (s, 3H), 3.77-3.70 (m, 4H), 3.44 (s, 3H), 3.43 (s, 3H).

[0518] A solution of methyl 5-amino-2,3-bis{[2-(methyloxy)ethyl]oxy}benzoate (2.2g, 7.4 mmol) in 1,2-dimethoxyethane (5 mL) was cooled at -4°C and then cooled in solid dry-ice. To this mixture was added first boron trifluoride diethyl etherate (1.3 mL, 10 mmol), and then tert-butylnitrite (1.4 mL, 12 mmol), and the resulting mixture was stirred at -4°C for 2 hours. It was then diluted with ether (100 mL) and a solid precipitated and was collected and washed with ether. The solid was suspended in 1,2,4-trichlorobenzene (20 mL) and heated at 110°C for 18 hours. After cooling to room temperature, it was applied directly onto a silica gel column with hexane, and then chromatographed (30% ethyl acetate-hexane) to give methyl 5-fluoro-2,3-bis{[2-(methyloxy)ethyl]oxy}benzoate (0.35g, 1.2 mmol, 16% yield). <sup>1</sup>H NMR (400 MHz, CDCl<sub>3</sub>): 7.05-7.02 (d,d, 1H), 6.83-6.80 (d,d, 1H), 4.20-4.13 (m, 4H), 3.90 (s, 3H), 3.79-3.72 (m, 4H), 3.44 (s, 6H).

[0519] To a solution of methyl 5-fluoro-2,3-bis{[2-(methyloxy)ethyl]oxy}benzoate (0.34g, 1.13 mmol) at 0°C was added a solution of lithium aluminum hydride in tetrahydrofuran (1M, 1.2 mL, 1.2 mmol) and the resulting mixture was stirred for one hour. It was then quenched with ethyl acetate (1 mL) and 5% sodium hydroxide solution (1 mL), diluted with ether (100 mL), and filtered. The filtrate was washed with water and brine (100 mL each), dried over sodium sulfate, filtered and concentrated to give (5-fluoro-2,3-bis{[2-(methyloxy)ethyl]oxy}phenyl)methanol (0.30g, 1.10 mmol, 97% yield), <sup>1</sup>H NMR (400 MHz, CDCl<sub>3</sub>): 6.63-6.59 (m, 2H), 4.58-4.56 (d, 2H), 4.29-4.24 (m, 2H), 4.14-4.10 (m, 2H), 3.77-3.69 (m, 4H), 3.44 (s, 3H), 3.42 (s, 3H).

[0520] To a solution of (5-fluoro-2,3-bis{[2-(methyloxy)ethyl]oxy}phenyl)methanol (0.31g, 1.1 mmol) and pyridine (0.15mL 1.9 mmol) in tetrahydrofuran (10 mL) at 0°C was added thionyl chloride (0.093 mL, 1.3 mmol) and the reaction mixture warmed to room temperature and stirred for one hour. Then it was poured into water (20 mL) and extracted with ethyl acetate (3x 20 mL). The combined extract was washed with water and brine (20 mL each), dried over sodium sulfate, filtered and concentrated to give 1-(chloromethyl)-5-fluoro-2,3-bis{[2-(methyloxy)ethyl]oxy}benzene (0.33g, 1.1 mmol, 100% yield), <sup>1</sup>H NMR (400 MHz, CDCl<sub>3</sub>): 6.76-6.26 (m, 2H), 4.69 (s, 2H), 4.22-4.13 (m, 4H), 3.86-3.78 (m, 4H), 3.46 (s, 6H).

[0521] 1-(Chloromethyl)-5-fluoro-2,3-bis{[2-(methyloxy)ethyl]oxy}benzene (0.31g, 1.06 mmol) was dissolved in N,N-dimethylformamide (2 mL) followed by the addition of potassium cyanide (0.10g, 1.7 mmol), and the resulting mixture was heated at 60°C for 18 hours. After cooling to room temperature, it was diluted with ethyl acetate (50 mL), washed with water and brine (20 mL each), dried over sodium sulfate, filtered and concentrated to give an oily residue which was purified by flash chromatography (30% ethyl acetate-hexane) to provide (5-fluoro-2,3-bis{[2-(methyloxy)ethyl]oxy}phenyl)acetonitrile (0.25g, 0.88 mmol, 85% yield). <sup>1</sup>H NMR (400 MHz, CDCl<sub>3</sub>): 6.76-6.74 (d,d, 1H), 6.66-6.63 (d,d, 1H), 4.22-4.21 (m, 2H), 4.13-4.11 (m, 2H), 3.84 (s, 2H), 3.78-3.76 (m, 2H), 3.64-3.61 (m, 2H), 3.43 (s, 3H), 3.42 (s, 3H).

[0522] A solution of (5-fluoro-2,3-bis{[2-(methyloxy)ethyl]oxy}phenyl)acetonitrile (250mg, 0.88 mmol) in tetrahydrofuran (2mL) was added to a suspension of sodium hydride (40% oil dispersion, 70 mg, 1.8 mmol) in tetrahydrofuran (5mL), followed by the addition of 1-acetylimidazole (145mg, 1.3 mmol). After five minutes at room temperature, stirring was continued at 60°C for 20 minutes. After cooling to room

temperature, the reaction mixture was quenched with hydrochloric acid (1M, 20 mL) and extracted with ethyl acetate (3x 20 mL). The combined extract was washed with water and brine (20 mL each), dried over sodium sulfate, filtered and concentrated to give the crude 2-(5-fluoro-2,3-bis{[2-(methyloxy)ethyl]oxy}phenyl)-3-oxobutanenitrile (0.26g, 0.80 mmol, 91% yield). <sup>1</sup>H NMR (400 MHz, CDCl<sub>3</sub>): 6.73-6.69 (m, 2H), 4.29-4.21 (m, 2H), 4.15-4.13 (m, 2H), 3.79-3.76 (m, 2H), 3.62-3.57 (m, 2H), 3.44 (s, 3H), 3.41 (s, 3H), 2.26 (s, 3H); MS (EI) for C<sub>16</sub>H<sub>20</sub>FNO<sub>5</sub>: 326 (MH<sup>+</sup>).

[0523] To a solution of 2-(5-fluoro-2,3-bis{[2-(methyloxy)ethyl]oxy}phenyl)-3-oxobutanenitrile (0.26 mg, 0.80 mmol) in ethanol (5 mL) was added hydrazine dihydrochloride (105 mg, 0.9 mmol). The resulting mixture was heated at reflux for 1 hour. It was cooled to room temperature then poured into a saturated sodium bicarbonate solution (10 mL) and the mixture was extracted with ethyl acetate (3x10 mL). The combined extract was washed with aqueous sodium bicarbonate solution, brine, dried over sodium sulfate, filtered and concentrated to give an oily residue which was purified by flash chromatography (silica gel, 5% methanol-dichloromethane) to provide 4-(5-fluoro-2,3-bis{[2-(methyloxy)ethyl]oxy}phenyl)-3-methyl-1*H*-pyrazol-5-amine (0.15g, 0.45 mmol, 56%) yield <sup>1</sup>H NMR (400 MHz, d<sub>6</sub>-DMSO): 7.06-7.02 (m, 1H), 6.72-6.69 (m, 1H), 4.18-4.16 (m, 2H), 3.83-3.81 (m, 2H), 3.71-3.69 (m, 2H), 3.36-3.64 (m, 2H), 3.32 (s, 3H), 3.10 (s, 3H), 2.16 (s, 3H); MS (EI) for C<sub>16</sub>H<sub>22</sub>FN<sub>3</sub>O<sub>4</sub>: 340 (MH<sup>+</sup>).

[0524] A mixture of 4-(5-fluoro-2,3-bis{[2-(methyloxy)ethyl]oxy}phenyl)-3-methyl-1*H*-pyrazol-5-amine 0.153 mg, 0.45 mmol), 3-chloro-4-hydroxybenzaldehyde (141 mg, 0.9 mmol) and trifluoroacetic acid (3 mL) was heated at 70°C for 18 hours. Then the reaction mixture was concentrated, dissolved in 10 mL of N,N-dimethylformamide, and purified by preparatory HPLC (Shimadzu LC-8A HPLC, Waters Xterra C18 30mm x100mm column, acetonitrile-water-trifluoroacetic eluent). After concentration then lyophilization of the pure fractions a yellow powder was obtained. It was dissolved in 4mL of 1:1 methanol: 4M hydrogen chloride in dioxane, and evaporated to dryness (repeated three times) to give 2-chloro-4-(6-fluoro-1-methyl-8,9-bis{[2-(methyloxy)ethyl]oxy}-3*H*-pyrazolo[3,4-*c*]isoquinolin-5-yl)phenol hydrochloric acid salt (77 mg, 0.15 mmol, 33% yield), <sup>1</sup>H NMR (400 MHz, d<sub>6</sub>-DMSO): 10.48 (b, 1H), 7.48 (s, 1H), 7.32-7.28 (m, 2H), 7.05-7.03 (d, 1H), 4.35-4.33 (m, 2H), 4.25-4.21 (m, 2H), 3.77-3.75 (m, 2H), 3.69-3.66 (m, 2H), 3.35 (s, 3H), 3.22 (s, 3H), 2.80 (s, 3H); MS (EI) for C<sub>23</sub>H<sub>23</sub>ClFN<sub>3</sub>O<sub>5</sub>: 476 (MH<sup>+</sup>).



**Example 28****Luciferase-Coupled Chemiluminescent Kinase Assay**

[0525] ALK biochemical activity was assessed using a Luciferase-Coupled Chemiluminescent Kinase assay (LCCA) format in which kinase activity was measured as the percent ATP remaining following the kinase reaction. ATP remaining after the kinase reaction was detected by luciferase-luciferin-coupled chemiluminescence.

[0526] The reaction was initiated by mixing test compounds, 1 $\mu$ M ATP, 4 $\mu$ M poly-AEKY and 12nM ALK (baculovirus expressed human ALK kinase domain F1098-K1410) in a 20  $\mu$ L assay buffer (20mM Tris-HCL pH7.5, 10mM MgCl<sub>2</sub>, 0.02% Triton X-100, 100mM DTT, 2mM MnCl<sub>2</sub>). The mixture was incubated at ambient temperature for 2 hours after which 20 $\mu$ L luciferase-luciferin mix was added and the chemiluminescent signal read using a Wallac Victor<sup>2</sup> reader. The luciferase-luciferin mix consists of 50 mM HEPES, pH 7.8, 8.5  $\mu$ g/mL oxalic acid (pH 7.8), 5 (or 50) mM DTT, 0.4% Triton X-100, 0.25 mg/mL coenzyme A, 63  $\mu$ M AMP, 28  $\mu$ g/mL luciferin and 40,000 units of light/mL luciferase. A graph of ATP consumed during the reaction is shown in Figure 1.

[0527] Consumption of ATP by ALK can thus be quantified and utilized as a measure of inhibition of ALK activity by compounds described herein. By employing serial dilutions of compounds to be tested, the ability of test compounds to inhibit ALK activity can be determined. IC<sub>50</sub> values can also be obtained from these data, as shown in Table 1.

**Example 29**

[0528] The following are examples of representative pharmaceutical dosage forms for the compounds of the invention:

Injectable Suspension (I.M.)	mg/mL
Compound of the invention	10
methylcellulose	5.0
Tween 80	0.5
benzyl alcohol	9.0
benzalkonium chloride	1.0

Tablet	mg/tablet
Compound of the invention	25
microcrystalline cellulose	415
povidone	14
Pregelatanized starch	43.5
magnesium stearate	2.5
Total	500 mg

Capsule	mg/capsule
Compound of the invention	25
lactose powder	573.5
magnesium stearate	1.5
Total	600 mg

Aerosol	mg/Per canister
Compound of the invention	24
lecithin, NF liquid concentration	1.2
trichlorofluoromethane, NF	4025
dichlorodifluoromethane, NF	12150

### Exemplary Embodiments

[0529] Shown in Table 2 are examples of compounds in accordance with the invention. The chemical names are shown along with IC<sub>50</sub> data for inhibition of ALK where “A” denotes IC<sub>50</sub> values of less than or equal to 99 nM; “B” denotes IC<sub>50</sub> values between 100 nM and 999 nM; “C” denotes IC<sub>50</sub> values between 1000 nM and 1999 nM; “D” denotes IC<sub>50</sub> values greater than 2000 nM; and “-” denotes lack of data. All reported IC<sub>50</sub> values are mean values.

Table 2

Entry	Name	IC <sub>50</sub> ALK
1	7,8-bis(methyloxy)-5-phenyl-1-(phenylmethyl)-3H-pyrazolo[3,4-c]isoquinoline	D

Table 2

Entry	Name	IC <sub>50</sub> ALK
2	2-[7,8-bis(methyloxy)-1-(phenylmethyl)-3H-pyrazolo[3,4-c]isoquinolin-5-yl]phenol	D
3	4-[7,8-bis(methyloxy)-1-(phenylmethyl)-3H-pyrazolo[3,4-c]isoquinolin-5-yl]phenol	B
4	4-[7,8-bis(methyloxy)-1-(phenylmethyl)-3H-pyrazolo[3,4-c]isoquinolin-5-yl]-N,N-dimethylaniline	D
5	5-(4-fluorophenyl)-7,8-bis(methyloxy)-1-(phenylmethyl)-3H-pyrazolo[3,4-c]isoquinoline	D
6	5-(4-nitrophenyl)-7,8-bis(methyloxy)-1-(phenylmethyl)-3H-pyrazolo[3,4-c]isoquinoline	D
7	4-[3-methyl-7,8-bis(methyloxy)-1-(phenylmethyl)-3H-pyrazolo[3,4-c]isoquinolin-5-yl]phenol	D
8	3-[7,8-bis(methyloxy)-1-(phenylmethyl)-3H-pyrazolo[3,4-c]isoquinolin-5-yl]phenol	D
9	4-[7,8-bis(methyloxy)-1-(phenylmethyl)-3H-pyrazolo[3,4-c]isoquinolin-5-yl]benzene-1,2-diol	C
10	4-{7,8-bis(methyloxy)-1-[(4-methylphenyl)methyl]-3H-pyrazolo[3,4-c]isoquinolin-5-yl}phenol	B
11	5-(1,3-benzodioxol-5-yl)-7,8-bis(methyloxy)-1-(phenylmethyl)-3H-pyrazolo[3,4-c]isoquinoline	D
12	4-(7,8-bis(methyloxy)-1-{[4-(methyloxy)phenyl]methyl}-3H-pyrazolo[3,4-c]isoquinolin-5-yl)phenol	B
13	4-{7,8-bis(methyloxy)-1-[(2-methylphenyl)methyl]-3H-pyrazolo[3,4-c]isoquinolin-5-yl}phenol	B
14	4-{7,8-bis(methyloxy)-1-[(3-methylphenyl)methyl]-3H-pyrazolo[3,4-c]isoquinolin-5-yl}phenol	B
15	4-[1-methyl-7,8-bis(methyloxy)-3H-pyrazolo[3,4-c]isoquinolin-5-yl]phenol	A
16	2-[7,8-bis(methyloxy)-1-(phenylmethyl)-3H-pyrazolo[3,4-c]isoquinolin-5-yl]-6-fluorophenol	D
17	3-[7,8-bis(methyloxy)-1-(phenylmethyl)-3H-pyrazolo[3,4-c]isoquinolin-5-yl]-4-nitrophenol	D
18	4-[7,8-bis(methyloxy)-1-(phenylmethyl)-3H-pyrazolo[3,4-c]isoquinolin-5-yl]benzoic acid	D
19	4-[7,8-bis(methyloxy)-1-(1-phenylethyl)-3H-pyrazolo[3,4-c]isoquinolin-5-yl]phenol	-

Table 2

Entry	Name	IC <sub>50</sub> ALK
20	4-[1-{[3,4-bis(methyloxy)phenyl]methyl}-7,8-bis(methyloxy)-3H-pyrazolo[3,4-c]isoquinolin-5-yl]phenol	C
21	4-(7,8-bis(methyloxy)-1-{[3-(methyloxy)phenyl]methyl}-3H-pyrazolo[3,4-c]isoquinolin-5-yl)phenol	C
22	4-[1-ethyl-7,8-bis(methyloxy)-3H-pyrazolo[3,4-c]isoquinolin-5-yl]phenol	B
23	7,8-bis(methyloxy)-1-(phenylmethyl)-5-pyridin-4-yl-3H-pyrazolo[3,4-c]isoquinoline	D
24	4-[6,7,8-tris(methyloxy)-1-(phenylmethyl)-3H-pyrazolo[3,4-c]isoquinolin-5-yl]phenol	A
25	4-[1-methyl-6,7,8-tris(methyloxy)-3H-pyrazolo[3,4-c]isoquinolin-5-yl]phenol	A
26	4-[8-(methyloxy)-1-(phenylmethyl)-3H-pyrazolo[3,4-c]isoquinolin-5-yl]phenol	B
27	4-[7,8-bis(methyloxy)-1-(trifluoromethyl)-3H-pyrazolo[3,4-c]isoquinolin-5-yl]phenol	B
28	4-[1-(1-methylethyl)-7,8-bis(methyloxy)-3H-pyrazolo[3,4-c]isoquinolin-5-yl]phenol	B
29	4-[7,8-bis(methyloxy)-3H-pyrazolo[3,4-c]isoquinolin-5-yl]phenol	B
30	4-[7-methyl-8-(methyloxy)-1-(phenylmethyl)-3H-pyrazolo[3,4-c]isoquinolin-5-yl]phenol	D
31	4-[1-methyl-6,8-bis(methyloxy)-3H-pyrazolo[3,4-c]isoquinolin-5-yl]phenol	A
32	4-[6,8-bis(methyloxy)-3H-pyrazolo[3,4-c]isoquinolin-5-yl]phenol	B
33	4-[6,8-bis(methyloxy)-1-(phenylmethyl)-3H-pyrazolo[3,4-c]isoquinolin-5-yl]phenol	D
34	4-[6,7,8-tris(methyloxy)-3H-pyrazolo[3,4-c]isoquinolin-5-yl]phenol	A
35	4-[1-methyl-7,8,9-tris(methyloxy)-3H-pyrazolo[3,4-c]isoquinolin-5-yl]phenol	A
36	4-[1-methyl-8-(methyloxy)-3H-pyrazolo[3,4-c]isoquinolin-5-yl]phenol	A
37	2-methyl-4-[1-methyl-7,8-bis(methyloxy)-3H-pyrazolo[3,4-c]isoquinolin-5-yl]phenol	A

Table 2

Entry	Name	IC <sub>50</sub> ALK
38	4-[1-methyl-7,8-bis(methyloxy)-3H-pyrazolo[3,4-c]isoquinolin-5-yl]-2-(methyloxy)phenol	B
39	4-{1-methyl-8-(methyloxy)-7-[(2-morpholin-4-ylethyl)oxy]-3H-pyrazolo[3,4-c]isoquinolin-5-yl}phenol	B
40	2-(ethyloxy)-4-[1-methyl-7,8-bis(methyloxy)-3H-pyrazolo[3,4-c]isoquinolin-5-yl]phenol	B
41	2-chloro-4-[1-methyl-7,8-bis(methyloxy)-3H-pyrazolo[3,4-c]isoquinolin-5-yl]phenol	A
42	2-fluoro-4-[1-methyl-7,8-bis(methyloxy)-3H-pyrazolo[3,4-c]isoquinolin-5-yl]phenol	B
43	4-[1-methyl-7,8-bis(methyloxy)-3H-pyrazolo[3,4-c]isoquinolin-5-yl]-2-nitrophenol	D
44	2-bromo-4-[1-methyl-7,8-bis(methyloxy)-3H-pyrazolo[3,4-c]isoquinolin-5-yl]phenol	A
45	1-{{5-(4-hydroxyphenyl)-7,8-bis(methyloxy)-3H-pyrazolo[3,4-c]isoquinolin-1-yl}methyl}pyrrolidin-2-one	B
46	5-(4-fluorophenyl)-1-methyl-7,8-bis(methyloxy)-3H-pyrazolo[3,4-c]isoquinoline	D
47	2,6-dimethyl-4-[1-methyl-7,8-bis(methyloxy)-3H-pyrazolo[3,4-c]isoquinolin-5-yl]phenol	D
48	5-[4-fluoro-3-(trifluoromethyl)phenyl]-1-methyl-7,8-bis(methyloxy)-3H-pyrazolo[3,4-c]isoquinoline	D
49	5-(3-chloro-4-fluorophenyl)-1-methyl-7,8-bis(methyloxy)-3H-pyrazolo[3,4-c]isoquinoline	D
50	5-(3,4-difluorophenyl)-1-methyl-7,8-bis(methyloxy)-3H-pyrazolo[3,4-c]isoquinoline	D
51	1-methyl-7,8-bis(methyloxy)-5-[3-(trifluoromethyl)phenyl]-3H-pyrazolo[3,4-c]isoquinoline	D
52	5-(4-fluoro-3-methylphenyl)-1-methyl-7,8-bis(methyloxy)-3H-pyrazolo[3,4-c]isoquinoline	D
53	5-(3-bromo-4-fluorophenyl)-1-methyl-7,8-bis(methyloxy)-3H-pyrazolo[3,4-c]isoquinoline	D
54	4-{1-methyl-7-(methyloxy)-8-[(piperidin-4-ylmethyl)oxy]-3H-pyrazolo[3,4-c]isoquinolin-5-yl}phenol	A
55	4-{1-methyl-8-(methyloxy)-7-[(piperidin-4-ylmethyl)oxy]-3H-pyrazolo[3,4-c]isoquinolin-5-yl}phenol	B

Table 2

Entry	Name	IC <sub>50</sub> ALK
56	1-methyl-7,8-bis(methyloxy)-5-(3-methylphenyl)-3H-pyrazolo[3,4-c]isoquinoline	D
57	5-(3-bromophenyl)-1-methyl-7,8-bis(methyloxy)-3H-pyrazolo[3,4-c]isoquinoline	D
58	4-[8-(ethyloxy)-1-methyl-7-(methyloxy)-3H-pyrazolo[3,4-c]isoquinolin-5-yl]phenol	B
59	4-[1-methyl-8,9-bis(methyloxy)-3H-pyrazolo[3,4-c]isoquinolin-5-yl]phenol	A
60	4-[7-(ethyloxy)-1-methyl-8-(methyloxy)-3H-pyrazolo[3,4-c]isoquinolin-5-yl]phenol	B
61	4-{1-methyl-8-(methyloxy)-9-[(piperidin-4-ylmethyl)oxy]-3H-pyrazolo[3,4-c]isoquinolin-5-yl}phenol	A
62	4-[1-methyl-7,8-bis(methyloxy)-3H-pyrazolo[3,4-c]isoquinolin-5-yl]-2-(1-methylethyl)phenol	D
63	2-ethyl-4-[1-methyl-7,8-bis(methyloxy)-3H-pyrazolo[3,4-c]isoquinolin-5-yl]phenol	B
64	4-(1-methyl-8-(methyloxy)-9-{[(1-methylpiperidin-4-yl)methyl]oxy}-3H-pyrazolo[3,4-c]isoquinolin-5-yl)phenol	A
65	4-(1-methyl-7-(methyloxy)-8-{[(1-methylpiperidin-4-yl)methyl]oxy}-3H-pyrazolo[3,4-c]isoquinolin-5-yl)phenol	A
66	4-[1,7-dimethyl-8-(methyloxy)-3H-pyrazolo[3,4-c]isoquinolin-5-yl]phenol	A
67	1,1-dimethylethyl 4-[5-(4-hydroxyphenyl)-7,8-bis(methyloxy)-3H-pyrazolo[3,4-c]isoquinolin-1-yl]piperidine-1-carboxylate	B
68	4-[7,8-bis(methyloxy)-1-piperidin-4-yl-3H-pyrazolo[3,4-c]isoquinolin-5-yl]phenol	D
69	2-chloro-4-[1-methyl-8,9-bis(methyloxy)-3H-pyrazolo[3,4-c]isoquinolin-5-yl]phenol	A
70	2-fluoro-4-[1-methyl-8,9-bis(methyloxy)-3H-pyrazolo[3,4-c]isoquinolin-5-yl]phenol	A
71	2-methyl-4-[1-methyl-8,9-bis(methyloxy)-3H-pyrazolo[3,4-c]isoquinolin-5-yl]phenol	A
72	2-bromo-4-[1-methyl-8,9-bis(methyloxy)-3H-pyrazolo[3,4-c]isoquinolin-5-yl]phenol	A
73	4-[1-methyl-7,8-bis(methyloxy)-3H-pyrazolo[3,4-c]isoquinolin-5-yl]benzonitrile	D

Table 2

Entry	Name	IC <sub>50</sub> ALK
74	N'-hydroxy-4-[1-methyl-7,8-bis(methyloxy)-3H-pyrazolo[3,4-c]isoquinolin-5-yl]benzenecarboximidamide	D
75	5-hydroxy-2-[1-methyl-7,8-bis(methyloxy)-3H-pyrazolo[3,4-c]isoquinolin-5-yl]-4H-pyran-4-one	D
76	2-[(difluoromethyl)oxy]-4-[1-methyl-7,8-bis(methyloxy)-3H-pyrazolo[3,4-c]isoquinolin-5-yl]phenol	C
77	5-[1-methyl-7,8-bis(methyloxy)-3H-pyrazolo[3,4-c]isoquinolin-5-yl]pyridin-2-ol	D
78	4-[1,9-dimethyl-8-(methyloxy)-3H-pyrazolo[3,4-c]isoquinolin-5-yl]phenol	A
79	4-[6,9-difluoro-1-methyl-8-(methyloxy)-3H-pyrazolo[3,4-c]isoquinolin-5-yl]phenol	A
80	2-bromo-4-{1-methyl-8-(methyloxy)-9-[(2-morpholin-4-ylethyl)oxy]-3H-pyrazolo[3,4-c]isoquinolin-5-yl}phenol	B
81	2-chloro-4-{1-methyl-8-(methyloxy)-9-[(2-morpholin-4-ylethyl)oxy]-3H-pyrazolo[3,4-c]isoquinolin-5-yl}phenol	B
82	4-(7,8-bis(methyloxy)-1-[[[(phenylmethyl)amino]methyl]-3H-pyrazolo[3,4-c]isoquinolin-5-yl]phenol	B
83	2,5-dimethyl-4-[1-methyl-7,8-bis(methyloxy)-3H-pyrazolo[3,4-c]isoquinolin-5-yl]phenol	B
84	2,3-dichloro-4-[1-methyl-7,8-bis(methyloxy)-3H-pyrazolo[3,4-c]isoquinolin-5-yl]phenol	D
85	2,5-dichloro-4-[1-methyl-7,8-bis(methyloxy)-3H-pyrazolo[3,4-c]isoquinolin-5-yl]phenol	A
86	2,3-dimethyl-4-[1-methyl-7,8-bis(methyloxy)-3H-pyrazolo[3,4-c]isoquinolin-5-yl]phenol	D
87	2-bromo-4-(1-methyl-8-(methyloxy)-9-[[[(1-methylpiperidin-4-yl)methyl]oxy]-3H-pyrazolo[3,4-c]isoquinolin-5-yl]phenol	A
88	2-chloro-4-(1-methyl-7-(methyloxy)-8-[[[(1-methylpiperidin-4-yl)methyl]oxy]-3H-pyrazolo[3,4-c]isoquinolin-5-yl]phenol	A
89	4-[9-fluoro-1-methyl-8-(methyloxy)-3H-pyrazolo[3,4-c]isoquinolin-5-yl]phenol	A
90	4-(1-methyl-8-(methyloxy)-9-{[2-(methyloxy)ethyl]oxy}-3H-pyrazolo[3,4-c]isoquinolin-5-yl]phenol	A

Table 2

Entry	Name	IC <sub>50</sub> ALK
91	2-chloro-4-(1-methyl-8-(methyloxy)-9-{{(1-methylpiperidin-4-yl)methyl}oxy})-3H-pyrazolo[3,4-c]isoquinolin-5-ylphenol	A
92	4-[6-bromo-1,7-dimethyl-8-(methyloxy)-3H-pyrazolo[3,4-c]isoquinolin-5-yl]phenol	A
93	4-[6-fluoro-1-methyl-7,8-bis(methyloxy)-3H-pyrazolo[3,4-c]isoquinolin-5-yl]phenol	A
94	4-[9-chloro-1,7-dimethyl-8-(methyloxy)-3H-pyrazolo[3,4-c]isoquinolin-5-yl]phenol	A
95	2-chloro-4-[8-{{(1-ethylpiperidin-4-yl)methyl}oxy})-1-methyl-7-(methyloxy)-3H-pyrazolo[3,4-c]isoquinolin-5-yl]phenol	A
96	3-chloro-4-[1-methyl-7,8-bis(methyloxy)-3H-pyrazolo[3,4-c]isoquinolin-5-yl]phenol	A
97	4-(1-methyl-8,9-bis{{2-(methyloxy)ethyl}oxy})-3H-pyrazolo[3,4-c]isoquinolin-5-ylphenol	A
98	4-(1-methyl-3H-pyrazolo[3,4-c]isoquinolin-5-yl)phenol	A
99	2-chloro-4-(1-methyl-3H-pyrazolo[3,4-c]isoquinolin-5-yl)phenol	A
100	2-bromo-4-(1-methyl-3H-pyrazolo[3,4-c]isoquinolin-5-yl)phenol	A
101	2-chloro-4-[1,7-dimethyl-8-(methyloxy)-3H-pyrazolo[3,4-c]isoquinolin-5-yl]phenol	A
102	2-bromo-4-[1,7-dimethyl-8-(methyloxy)-3H-pyrazolo[3,4-c]isoquinolin-5-yl]phenol	A
103	2-chloro-4-[1-methyl-8-({[1-(1-methylethyl)piperidin-4-yl]methyl}oxy)-7-(methyloxy)-3H-pyrazolo[3,4-c]isoquinolin-5-yl]phenol	A
104	4-[9-bromo-1-methyl-8-(methyloxy)-3H-pyrazolo[3,4-c]isoquinolin-5-yl]phenol	A
105	4-[7-chloro-9-fluoro-1-methyl-8-(methyloxy)-3H-pyrazolo[3,4-c]isoquinolin-5-yl]phenol	B
106	4-[8-{{(1-acetylpiperidin-4-yl)methyl}oxy})-1-methyl-7-(methyloxy)-3H-pyrazolo[3,4-c]isoquinolin-5-yl]-2-chlorophenol	A
107	4-[9-{{(1-acetylpiperidin-4-yl)methyl}oxy})-1-methyl-8-(methyloxy)-3H-pyrazolo[3,4-c]isoquinolin-5-yl]-2-bromophenol	A



Table 2

Entry	Name	IC <sub>50</sub> ALK
108	2-chloro-4-(1-methyl-9-(methyloxy)-8-{[2-(methyloxy)ethyl]oxy}-3H-pyrazolo[3,4-c]isoquinolin-5-yl)phenol	A
109	4-[7-fluoro-1-methyl-8-(methyloxy)-3H-pyrazolo[3,4-c]isoquinolin-5-yl]phenol	B
110	2-chloro-4-(1-methyl-8,9-bis{[2-(methyloxy)ethyl]oxy}-3H-pyrazolo[3,4-c]isoquinolin-5-yl)phenol	A
111	2-bromo-4-(1-methyl-8,9-bis{[2-(methyloxy)ethyl]oxy}-3H-pyrazolo[3,4-c]isoquinolin-5-yl)phenol	A
112	2-chloro-4-(1-methyl-8-(methyloxy)-9-{[2-(methyloxy)ethyl]oxy}-3H-pyrazolo[3,4-c]isoquinolin-5-yl)phenol	A
113	2-bromo-4-(1-methyl-8-(methyloxy)-9-{[2-(methyloxy)ethyl]oxy}-3H-pyrazolo[3,4-c]isoquinolin-5-yl)phenol	A
114	3-fluoro-4-[1-methyl-7,8-bis(methyloxy)-3H-pyrazolo[3,4-c]isoquinolin-5-yl]phenol	A
115	2-chloro-4-(1-methyl-7-(methyloxy)-8-{[2-(methyloxy)ethyl]oxy}-3H-pyrazolo[3,4-c]isoquinolin-5-yl)phenol	A
116	2-bromo-4-(1-methyl-7-(methyloxy)-8-{[2-(methyloxy)ethyl]oxy}-3H-pyrazolo[3,4-c]isoquinolin-5-yl)phenol	A
117	2-chloro-4-(1-methyl-7,8-bis{[2-(methyloxy)ethyl]oxy}-3H-pyrazolo[3,4-c]isoquinolin-5-yl)phenol	B
118	2-bromo-4-(1-methyl-7,8-bis{[2-(methyloxy)ethyl]oxy}-3H-pyrazolo[3,4-c]isoquinolin-5-yl)phenol	B
119	1-methyl-7,8-bis(methyloxy)-5-(1H-pyrazol-5-yl)-3H-pyrazolo[3,4-c]isoquinoline	D
120	4-(6,9-difluoro-1-methyl-8-{[2-(methyloxy)ethyl]oxy}-3H-pyrazolo[3,4-c]isoquinolin-5-yl)phenol	A
121	2-chloro-5-fluoro-4-[1-methyl-7,8-bis(methyloxy)-3H-pyrazolo[3,4-c]isoquinolin-5-yl]phenol	A
122	2-bromo-5-fluoro-4-[1-methyl-7,8-bis(methyloxy)-3H-pyrazolo[3,4-c]isoquinolin-5-yl]phenol	A
123	4-[9-fluoro-1-methyl-7,8-bis(methyloxy)-3H-benzo[e]indazol-5-yl]phenol	B

Table 2

Entry	Name	IC <sub>50</sub> ALK
124	2-hydroxy-5-[1-methyl-7,8-bis(methyloxy)-3H-pyrazolo[3,4-c]isoquinolin-5-yl]benzoic acid	D
125	3-fluoro-4-(1-methyl-7-(methyloxy)-8-{[2-(methyloxy)ethyl]oxy}-3H-pyrazolo[3,4-c]isoquinolin-5-yl)phenol	A
126	4-(6,9-difluoro-1-methyl-8-{[2-(methyloxy)ethyl]oxy}-3H-pyrazolo[3,4-c]isoquinolin-5-yl)-3-fluorophenol	A
127	2-chloro-4-(6,9-difluoro-1-methyl-8-{[2-(methyloxy)ethyl]oxy}-3H-pyrazolo[3,4-c]isoquinolin-5-yl)phenol	A
128	2-chloro-4-[8-(ethyloxy)-1-methyl-7-(methyloxy)-3H-pyrazolo[3,4-c]isoquinolin-5-yl]phenol	B
129	2-chloro-4-[6-chloro-1-methyl-7,8-bis(methyloxy)-3H-pyrazolo[3,4-c]isoquinolin-5-yl]phenol	B
130	3-fluoro-4-(1-methyl-9-(methyloxy)-8-{[2-(methyloxy)ethyl]oxy}-3H-pyrazolo[3,4-c]isoquinolin-5-yl)phenol	A
131	2-chloro-4-(1,7-dimethyl-8-{[2-(methyloxy)ethyl]oxy}-3H-pyrazolo[3,4-c]isoquinolin-5-yl)phenol	A
132	3-fluoro-4-(6-fluoro-1-methyl-7-(methyloxy)-8-{[2-(methyloxy)ethyl]oxy}-3H-pyrazolo[3,4-c]isoquinolin-5-yl)phenol	A
133	2-chloro-4-[1-methyl-8-[(1-methylethyl)oxy]-7-(methyloxy)-3H-pyrazolo[3,4-c]isoquinolin-5-yl]phenol	A
134	2-chloro-4-{1-methyl-7-(methyloxy)-8-[(2-methylpropyl)oxy]-3H-pyrazolo[3,4-c]isoquinolin-5-yl}phenol	B
135	2-bromo-5-fluoro-4-(1-methyl-7-(methyloxy)-8-{[2-(methyloxy)ethyl]oxy}-3H-pyrazolo[3,4-c]isoquinolin-5-yl)phenol	A
136	4-[7,8-bis(methyloxy)-3H-pyrazolo[3,4-c]isoquinolin-5-yl]-2-chlorophenol	B
137	4-[7,8-bis(methyloxy)-1-(trifluoromethyl)-3H-pyrazolo[3,4-c]isoquinolin-5-yl]-2-chlorophenol	B
138	4-{7,8-bis(methyloxy)-1-[(methyloxy)methyl]-3H-pyrazolo[3,4-c]isoquinolin-5-yl}-2-chlorophenol	B
139	2-chloro-4-(1-methyl-3H-[1,3]dioxolo[4,5-g]pyrazolo[3,4-c]isoquinolin-5-yl)phenol	A

Table 2

Entry	Name	IC <sub>50</sub> ALK
140	2-chloro-4-(1-methyl-8,9-dihydro-3H-[1,4]dioxino[2,3-g]pyrazolo[3,4-c]isoquinolin-5-yl)phenol	A
141	2-chloro-4-(1-methyl-9,10-dihydro-3H,8H-[1,4]dioxepino[2,3-g]pyrazolo[3,4-c]isoquinolin-5-yl)phenol	A
142	2-chloro-4-[7-[(difluoromethyl)oxy]-1-methyl-8-(methyloxy)-3H-pyrazolo[3,4-c]isoquinolin-5-yl]phenol	A
143	2-chloro-5-fluoro-4-(6-fluoro-1-methyl-9-(methyloxy)-8-{[2-(methyloxy)ethyl]oxy}-3H-pyrazolo[3,4-c]isoquinolin-5-yl)phenol	A
144	2-chloro-4-(6,9-difluoro-1-methyl-8-{[2-(methyloxy)ethyl]oxy}-3H-pyrazolo[3,4-c]isoquinolin-5-yl)-5-fluorophenol	A
145	2-chloro-4-(11-methyl-2,3-dihydro-9H-[1,4]dioxino[2,3-f]pyrazolo[3,4-c]isoquinolin-7-yl)phenol	A
146	2-chloro-5-fluoro-4-(11-methyl-2,3-dihydro-9H-[1,4]dioxino[2,3-f]pyrazolo[3,4-c]isoquinolin-7-yl)phenol	A
147	2-chloro-4-[1-methyl-6,7,8-tris(methyloxy)-3H-pyrazolo[3,4-c]isoquinolin-5-yl]phenol	A
148	2-bromo-4-(6,9-difluoro-1-methyl-8-{[2-(methyloxy)ethyl]oxy}-3H-pyrazolo[3,4-c]isoquinolin-5-yl)-5-fluorophenol	A
149	7-(3-chlorophenyl)-11-methyl-2,3-dihydro-9H-[1,4]dioxino[2,3-f]pyrazolo[3,4-c]isoquinoline	D
150	2-chloro-5-fluoro-4-(6-fluoro-1-methyl-8,9-dihydro-3H-[1,4]dioxino[2,3-g]pyrazolo[3,4-c]isoquinolin-5-yl)phenol	A
151	2-chloro-4-{1-methyl-7-(methyloxy)-8-[(tetrahydrofuran-2-ylmethyl)oxy]-3H-pyrazolo[3,4-c]isoquinolin-5-yl}phenol	A
152	2-chloro-4-{1-methyl-7-(methyloxy)-8-[(tetrahydro-2H-pyran-2-ylmethyl)oxy]-3H-pyrazolo[3,4-c]isoquinolin-5-yl}phenol	A
153	2-chloro-4-{1-methyl-7-(methyloxy)-8-[(2,2,2-trifluoroethyl)oxy]-3H-pyrazolo[3,4-c]isoquinolin-5-yl}phenol	B
154	2-chloro-5-fluoro-4-[9-fluoro-1-methyl-6,7,8-tris(methyloxy)-3H-pyrazolo[3,4-c]isoquinolin-5-yl]phenol	A
155	5-(3-chloro-4-hydroxyphenyl)-6,9-difluoro-1-methyl-3H-pyrazolo[3,4-c]isoquinolin-8-ol	A

Table 2

Entry	Name	IC <sub>50</sub> ALK
156	6,9-difluoro-5-(2-fluorophenyl)-1-methyl-8-([2-(methyloxy)ethyl]oxy)-3H-pyrazolo[3,4-c]isoquinoline	D
157	2-chloro-4-{8-[(difluoromethyl)oxy]-6,9-difluoro-1-methyl-3H-pyrazolo[3,4-c]isoquinolin-5-yl}phenol	A
158	2-chloro-4-(6,11-difluoro-1-methyl-8,9-dihydro-3H-[1,4]dioxino[2,3-g]pyrazolo[3,4-c]isoquinolin-5-yl)-5-fluorophenol	A
159	4-(1-methyl-3H-benzo[e]indazol-5-yl)phenol	B
160	6-fluoro-7-(2-fluorophenyl)-11-methyl-2,3-dihydro-9H-[1,4]dioxino[2,3-f]pyrazolo[3,4-c]isoquinoline	B
161	2-chloro-4-{1-methyl-7-(methyloxy)-8-[(tetrahydro-2H-pyran-4-ylmethyl)oxy]-3H-pyrazolo[3,4-c]isoquinolin-5-yl}phenol	A
162	2-chloro-4-[8-{[2-(ethyloxy)ethyl]oxy}-1-methyl-7-(methyloxy)-3H-pyrazolo[3,4-c]isoquinolin-5-yl]phenol	A
163	N-[4-(6-fluoro-11-methyl-2,3-dihydro-9H-[1,4]dioxino[2,3-f]pyrazolo[3,4-c]isoquinolin-7-yl)phenyl]acetamide	D
164	3-fluoro-4-(6-fluoro-11-methyl-2,3-dihydro-9H-[1,4]dioxino[2,3-f]pyrazolo[3,4-c]isoquinolin-7-yl)phenol	A
165	2-chloro-5-fluoro-4-(6-fluoro-11-methyl-2,3-dihydro-9H-[1,4]dioxino[2,3-f]pyrazolo[3,4-c]isoquinolin-7-yl)phenol	A
166	2-chloro-4-[8-(cyclopentyloxy)-1-methyl-7-(methyloxy)-3H-pyrazolo[3,4-c]isoquinolin-5-yl]phenol	A
167	2-chloro-4-(1-methyl-7-(1-methylethyl)-8-([2-(methyloxy)ethyl]oxy)-3H-pyrazolo[3,4-c]isoquinolin-5-yl)phenol	A
168	2-chloro-4-[9-ethyl-1-methyl-8-(methyloxy)-3H-pyrazolo[3,4-c]isoquinolin-5-yl]phenol	A
169	2-chloro-4-(6,9-difluoro-1-methyl-8-([(1-methylpiperidin-4-yl)methyl]oxy)-3H-pyrazolo[3,4-c]isoquinolin-5-yl)phenol	A
170	5-(3-chloro-4-hydroxyphenyl)-8-fluoro-1-methyl-7-(methyloxy)-3H-pyrazolo[3,4-c]isoquinolin-6-ol	A
171	2-chloro-4-(6-fluoro-1-methyl-7-(methyloxy)-8-([(1-methylpiperidin-4-yl)methyl]oxy)-3H-pyrazolo[3,4-c]isoquinolin-5-yl)phenol	A
172	2-chloro-4-(6-fluoro-1-methyl-8,9-bis{[2-(methyloxy)ethyl]oxy}-3H-pyrazolo[3,4-c]isoquinolin-5-yl)phenol	A

Table 2

Entry	Name	IC <sub>50</sub> ALK
173	5-[3-chloro-4-(methyloxy)phenyl]-6-fluoro-1-methyl-7-(methyloxy)-8-[[1-methylpiperidin-4-yl)methyl]oxy]-3H-pyrazolo[3,4-c]isoquinoline	C
174	5-[3-chloro-4-(methyloxy)phenyl]-8-fluoro-1-methyl-7-(methyloxy)-3H-pyrazolo[3,4-c]isoquinolin-6-ol	D
175	5-[3-chloro-4-(methyloxy)phenyl]-1-methyl-7,8-bis(methyloxy)-3H-pyrazolo[3,4-c]isoquinoline	D
176	2-chloro-4-{6-fluoro-1-methyl-7-(methyloxy)-8-[(2-piperidin-1-ylethyl)oxy]-3H-pyrazolo[3,4-c]isoquinolin-5-yl}phenol	A
177	2-chloro-4-[8-{[2-(4-ethylpiperazin-1-yl)ethyl]oxy}-6-fluoro-1-methyl-7-(methyloxy)-3H-pyrazolo[3,4-c]isoquinolin-5-yl]phenol	A
178	2-chloro-4-[8-{[2-(diethylamino)ethyl]oxy}-6-fluoro-1-methyl-7-(methyloxy)-3H-pyrazolo[3,4-c]isoquinolin-5-yl]phenol	A
179	2-chloro-4-(6-fluoro-1-methyl-7-(methyloxy)-8-{[2-(methyloxy)ethyl]oxy}-3H-pyrazolo[3,4-c]isoquinolin-5-yl)phenol	A
180	6,9-difluoro-5-furan-3-yl-1-methyl-3H-pyrazolo[3,4-c]isoquinolin-8-ol	D
181	6,9-difluoro-5-furan-2-yl-1-methyl-3H-pyrazolo[3,4-c]isoquinolin-8-ol	D
182	2-chloro-4-(6-fluoro-1-methyl-9-(methyloxy)-8-[[1-methylpiperidin-4-yl)methyl]oxy]-3H-pyrazolo[3,4-c]isoquinolin-5-yl)phenol	A
183	2-bromo-4-(6-fluoro-1-methyl-9-(methyloxy)-8-[[1-methylpiperidin-4-yl)methyl]oxy]-3H-pyrazolo[3,4-c]isoquinolin-5-yl)phenol	A
184	2-chloro-5-fluoro-4-(6-fluoro-1-methyl-9-(methyloxy)-8-[[1-methylpiperidin-4-yl)methyl]oxy]-3H-pyrazolo[3,4-c]isoquinolin-5-yl)phenol	A
185	4-(6-fluoro-1-methyl-9-(methyloxy)-8-[[1-methylpiperidin-4-yl)methyl]oxy]-3H-pyrazolo[3,4-c]isoquinolin-5-yl)-2-methylphenol	A
186	2-chloro-4-{6,9-difluoro-1-methyl-8-[(2-piperidin-1-ylethyl)oxy]-3H-pyrazolo[3,4-c]isoquinolin-5-yl}phenol	A

Table 2

Entry	Name	IC <sub>50</sub> ALK
187	2-chloro-4-(8-{[2-(4-ethylpiperazin-1-yl)ethyl]oxy}-6,9-difluoro-1-methyl-3H-pyrazolo[3,4-c]isoquinolin-5-yl)phenol	A
188	2-chloro-4-(8-{[2-(diethylamino)ethyl]oxy}-6,9-difluoro-1-methyl-3H-pyrazolo[3,4-c]isoquinolin-5-yl)phenol	A
189	4-(6,9-difluoro-8-hydroxy-1-methyl-3H-pyrazolo[3,4-c]isoquinolin-5-yl)-N-hydroxybenzenecarboximidamide	D
190	3-(6,9-difluoro-8-hydroxy-1-methyl-3H-pyrazolo[3,4-c]isoquinolin-5-yl)-N-hydroxybenzenecarboximidamide	D
191	6,9-difluoro-5-(1H-indol-5-yl)-1-methyl-3H-pyrazolo[3,4-c]isoquinolin-8-ol	B
192	5-(1H-benzimidazol-6-yl)-6,9-difluoro-1-methyl-3H-pyrazolo[3,4-c]isoquinolin-8-ol	D
193	5-(4-aminophenyl)-6,9-difluoro-1-methyl-3H-pyrazolo[3,4-c]isoquinolin-8-ol	C
194	2-chloro-4-(6-fluoro-1-methyl-7-(methyloxy)-8-{[2-(4-methylpiperazin-1-yl)ethyl]oxy}-3H-pyrazolo[3,4-c]isoquinolin-5-yl)phenol	A
195	5-(2-amino-1,3-thiazol-5-yl)-6,9-difluoro-1-methyl-3H-pyrazolo[3,4-c]isoquinolin-8-ol	A
196	2-chloro-4-[8-{[2-(4-ethylpiperazin-1-yl)ethyl]oxy}-6-fluoro-1-methyl-9-(methyloxy)-3H-pyrazolo[3,4-c]isoquinolin-5-yl]phenol	A
197	2-chloro-4-(6-fluoro-1-methyl-9-(methyloxy)-8-{[2-(4-methylpiperazin-1-yl)ethyl]oxy}-3H-pyrazolo[3,4-c]isoquinolin-5-yl)phenol	A
198	5-(6-aminopyridin-3-yl)-6,9-difluoro-1-methyl-3H-pyrazolo[3,4-c]isoquinolin-8-ol	D
199	5-(5-amino-2-thienyl)-6,9-difluoro-1-methyl-3H-pyrazolo[3,4-c]isoquinolin-8-ol	B
200	2-chloro-4-[8-{[3-(4-ethylpiperazin-1-yl)propyl]oxy}-6-fluoro-1-methyl-9-(methyloxy)-3H-pyrazolo[3,4-c]isoquinolin-5-yl]phenol	A
201	2-chloro-4-(6-fluoro-1-methyl-9-(methyloxy)-8-{[3-(4-methylpiperazin-1-yl)propyl]oxy}-3H-pyrazolo[3,4-c]isoquinolin-5-yl)phenol	A
202	6,9-difluoro-5-(1H-indol-6-yl)-1-methyl-3H-pyrazolo[3,4-c]isoquinolin-8-ol	D

Table 2

Entry	Name	IC <sub>50</sub> ALK
203	N-[5-(6,9-difluoro-8-hydroxy-1-methyl-3H-pyrazolo[3,4-c]isoquinolin-5-yl)-1,3-thiazol-2-yl]acetamide	C
204	5-(3-chlorophenyl)-8-{[2-(4-ethylpiperazin-1-yl)ethyl]oxy}-6-fluoro-1-methyl-9-(methyloxy)-3H-pyrazolo[3,4-c]isoquinoline	D
205	5-(3-aminophenyl)-6,9-difluoro-1-methyl-3H-pyrazolo[3,4-c]isoquinolin-8-ol	D
206	2-chloro-4-{6-fluoro-1-methyl-9-(methyloxy)-8-[(2-morpholin-4-ylethyl)oxy]-3H-pyrazolo[3,4-c]isoquinolin-5-yl}phenol	A
207	4-[8-({2-[butyl(ethyl)amino]ethyl}oxy)-6-fluoro-1-methyl-9-(methyloxy)-3H-pyrazolo[3,4-c]isoquinolin-5-yl]-2-chlorophenol	A
208	4-[8-{{(2R)-2-amino-3-methylbutyl}oxy}-6-fluoro-1-methyl-9-(methyloxy)-3H-pyrazolo[3,4-c]isoquinolin-5-yl]-2-chlorophenol	A
209	2-chloro-4-(6-fluoro-1-methyl-9-(methyloxy)-8-{[2-(1-methylpiperidin-4-yl)ethyl]oxy}-3H-pyrazolo[3,4-c]isoquinolin-5-yl)phenol	A
210	2-chloro-4-[8-{{(1-ethylpiperidin-4-yl)methyl}oxy}-6-fluoro-1-methyl-9-(methyloxy)-3H-pyrazolo[3,4-c]isoquinolin-5-yl]phenol	A
211	5-(2-amino-1,3-thiazol-4-yl)-6,9-difluoro-1-methyl-3H-pyrazolo[3,4-c]isoquinolin-8-ol	D
212	5-(5-amino-1,3,4-thiadiazol-2-yl)-6,9-difluoro-1-methyl-3H-pyrazolo[3,4-c]isoquinolin-8-ol	B
213	4-[8-{{(2R)-2-amino-3,3-dimethylbutyl}oxy}-6-fluoro-1-methyl-9-(methyloxy)-3H-pyrazolo[3,4-c]isoquinolin-5-yl]-2-chlorophenol	A
214	2-chloro-4-[6-fluoro-1-methyl-9-(methyloxy)-8-({2-[4-(2-methylpropyl)piperazin-1-yl]ethyl}oxy)-3H-pyrazolo[3,4-c]isoquinolin-5-yl]phenol	A
215	2-chloro-4-[8-{{2-(5-ethyl-2,5-diazabicyclo[2.2.1]hept-2-yl)ethyl}oxy}-6-fluoro-1-methyl-9-(methyloxy)-3H-pyrazolo[3,4-c]isoquinolin-5-yl]phenol	A
216	2-chloro-4-[6-fluoro-1-methyl-8-({2-[4-(1-methylethyl)piperazin-1-yl]ethyl}oxy)-9-(methyloxy)-3H-pyrazolo[3,4-c]isoquinolin-5-yl]phenol	A

Table 2

Entry	Name	IC <sub>50</sub> ALK
217	4-[8-{[2-(3-amino-8-azabicyclo[3.2.1]oct-8-yl)ethyl]oxy}-6-fluoro-1-methyl-9-(methyloxy)-3H-pyrazolo[3,4-c]isoquinolin-5-yl]-2-chlorophenol	A
218	2-chloro-4-[8-{[2-(1-ethylpiperidin-4-yl)ethyl]oxy}-6-fluoro-1-methyl-9-(methyloxy)-3H-pyrazolo[3,4-c]isoquinolin-5-yl]phenol	A
219	2-chloro-4-[8-{[2-(diethylamino)ethyl]oxy}-6-fluoro-1-methyl-9-(methyloxy)-3H-pyrazolo[3,4-c]isoquinolin-5-yl]phenol	A
220	2-chloro-5-{6-fluoro-1-methyl-9-(methyloxy)-8-[(2-pyrrolidin-1-ylethyl)oxy]-3H-pyrazolo[3,4-c]isoquinolin-5-yl}phenol	A
221	6,9-difluoro-5-(2-imino-3-methyl-2,3-dihydro-1,3-thiazol-5-yl)-1-methyl-3H-pyrazolo[3,4-c]isoquinolin-8-ol	C
222	6,9-difluoro-1-methyl-5-(1,3-thiazol-5-yl)-3H-pyrazolo[3,4-c]isoquinolin-8-ol	D
223	2-chloro-4-[6-fluoro-1-methyl-8-[(8-methyl-8-azabicyclo[3.2.1]oct-3-yl)oxy]-9-(methyloxy)-3H-pyrazolo[3,4-c]isoquinolin-5-yl]phenol	A
224	2-chloro-4-{6-fluoro-1-methyl-9-(methyloxy)-8-[(3-pyrrolidin-1-ylpropyl)oxy]-3H-pyrazolo[3,4-c]isoquinolin-5-yl}phenol	A
225	2-chloro-4-{6-fluoro-1-methyl-9-(methyloxy)-8-[(3-piperidin-1-ylpropyl)oxy]-3H-pyrazolo[3,4-c]isoquinolin-5-yl}phenol	A
226	2-chloro-4-{6-fluoro-1-methyl-9-(methyloxy)-8-[(3-morpholin-4-ylpropyl)oxy]-3H-pyrazolo[3,4-c]isoquinolin-5-yl}phenol	A
227	2-chloro-4-[8-({2-[[2-(dimethylamino)ethyl](methyl)amino]ethyl}oxy)-6-fluoro-1-methyl-9-(methyloxy)-3H-pyrazolo[3,4-c]isoquinolin-5-yl]phenol	A
228	2-chloro-4-[8-({2-[[2-(diethylamino)ethyl](methyl)amino]ethyl}oxy)-6-fluoro-1-methyl-9-(methyloxy)-3H-pyrazolo[3,4-c]isoquinolin-5-yl]phenol	A
229	2-chloro-4-[8-({2-[[2-(dimethylamino)ethyl](ethyl)amino]ethyl}oxy)-6-fluoro-1-methyl-9-(methyloxy)-3H-pyrazolo[3,4-c]isoquinolin-5-yl]phenol	A



Table 2

Entry	Name	IC <sub>50</sub> ALK
230	4-[8-[(2-{bis[3-(dimethylamino)propyl]amino}ethyl)oxy]-6-fluoro-1-methyl-9-(methyloxy)-3H-pyrazolo[3,4-c]isoquinolin-5-yl]-2-chlorophenol	A
231	2-chloro-4-[6-fluoro-1-methyl-8-({2-[methyl(1-methylpyrrolidin-3-yl)amino]ethyl}oxy)-9-(methyloxy)-3H-pyrazolo[3,4-c]isoquinolin-5-yl]phenol	A
232	2-chloro-4-{6-fluoro-1-methyl-9-(methyloxy)-8-[(2-{(2S)-2-[(methyloxy)methyl]pyrrolidin-1-yl}ethyl)oxy]-3H-pyrazolo[3,4-c]isoquinolin-5-yl}phenol	A
233	2-chloro-4-(6-fluoro-1-methyl-9-(methyloxy)-8-{[2-(4-pyrrolidin-1-yl)piperidin-1-yl]ethyl}oxy)-3H-pyrazolo[3,4-c]isoquinolin-5-yl]phenol	A
234	2-chloro-4-[8-{[2-(4-cyclohexylpiperazin-1-yl)ethyl]oxy}-6-fluoro-1-methyl-9-(methyloxy)-3H-pyrazolo[3,4-c]isoquinolin-5-yl]phenol	A
235	2-[4-(2-{[5-(3-chloro-4-hydroxyphenyl)-6-fluoro-1-methyl-9-(methyloxy)-3H-pyrazolo[3,4-c]isoquinolin-8-yl]oxy}ethyl)piperazin-1-yl]-N-(1-methylethyl)acetamide	A
236	4-[8-{[2-(1,4'-bipiperidin-1'-yl)ethyl]oxy}-6-fluoro-1-methyl-9-(methyloxy)-3H-pyrazolo[3,4-c]isoquinolin-5-yl]-2-chlorophenol	A
237	2-chloro-4-[6-fluoro-1-methyl-8-{[2-(4-methyl-1,4-diazepan-1-yl)ethyl]oxy}-9-(methyloxy)-3H-pyrazolo[3,4-c]isoquinolin-5-yl]phenol	A
238	2-chloro-4-(6-fluoro-1-methyl-9-(methyloxy)-8-{[2-(4-pyridin-2-yl)piperazin-1-yl]ethyl}oxy)-3H-pyrazolo[3,4-c]isoquinolin-5-yl]phenol	A
239	2-chloro-4-[8-{[2-(2,6-dimethylmorpholin-4-yl)ethyl]oxy}-6-fluoro-1-methyl-9-(methyloxy)-3H-pyrazolo[3,4-c]isoquinolin-5-yl]phenol	A
240	2-chloro-4-{6-fluoro-1-methyl-9-(methyloxy)-8-[(2-thiomorpholin-4-ylethyl)oxy]-3H-pyrazolo[3,4-c]isoquinolin-5-yl}phenol	A
241	2-chloro-4-[8-{[2-(2,6-dimethylpiperidin-1-yl)ethyl]oxy}-6-fluoro-1-methyl-9-(methyloxy)-3H-pyrazolo[3,4-c]isoquinolin-5-yl]phenol	A
242	2-chloro-4-(6-fluoro-1-methyl-9-(methyloxy)-8-{[2-(octahydroquinolin-1(2H)-yl)ethyl]oxy}-3H-pyrazolo[3,4-c]isoquinolin-5-yl]phenol	A

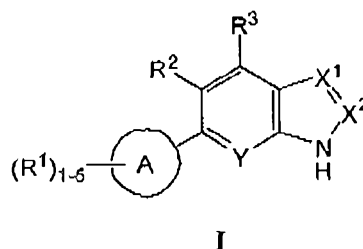
**Table 2**

<b>Entry</b>	<b>Name</b>	<b>IC<sub>50</sub> ALK</b>
243	4-[8-( { 2-[bis(1-methylethyl)amino]ethyl }oxy)-6-fluoro-1-methyl-9-(methyloxy)-3H-pyrazolo[3,4-c]isoquinolin-5-yl]-2-chlorophenol	A
244	4-[8-[(2-{ bis[2-(methyloxy)ethyl]amino }ethyl)oxy]-6-fluoro-1-methyl-9-(methyloxy)-3H-pyrazolo[3,4-c]isoquinolin-5-yl]-2-chlorophenol	A
245	2-chloro-4- { 6-fluoro-1-methyl-9-(methyloxy)-8-[(2-piperidin-1-ylethyl)oxy]-3H-pyrazolo[3,4-c]isoquinolin-5-yl }phenol	A
246	6,9-difluoro-1-methyl-5-(1-oxidopyridin-4-yl)-3H-pyrazolo[3,4-c]isoquinolin-8-ol	D

2004259012 14 Feb 2011

THE CLAIMS DEFINING THE INVENTION ARE AS FOLLOWS:

1. A compound of formula I,



- 5 or a pharmaceutically acceptable salt, or stereoisomer thereof, wherein,  
 A is a five- to ten-membered ring containing up to three heteroatoms;  
 each of  $R^1$  is independently selected from -H, halo, trihalomethyl, -CN, -NO<sub>2</sub>, -OR<sup>4</sup>,  
 -N(R<sup>4</sup>)R<sup>4</sup>, -S(O)<sub>0-2</sub>R<sup>4</sup>, -SO<sub>2</sub>N(R<sup>4</sup>)R<sup>4</sup>, -CO<sub>2</sub>R<sup>4</sup>, -C(=O)N(R<sup>4</sup>)R<sup>4</sup>, -C(=O)R<sup>4</sup>,  
 -C(=NR<sup>5</sup>)N(R<sup>4</sup>)R<sup>4</sup>, -C(=NR<sup>5</sup>)R<sup>4</sup>, -N(R<sup>4</sup>)SO<sub>2</sub>R<sup>4</sup>, -N(R<sup>4</sup>)C(O)R<sup>4</sup>, alkoxy, C<sub>1-6</sub> alkyl, aryl,  
 10 aryl C<sub>1-6</sub> alkyl, heterocyclyl, and heterocyclyl C<sub>1-6</sub> alkyl;  
 two adjacent of  $R^1$ , together with the annular atoms to which they are attached, can form  
 a five- to six-membered ring containing up to two heteroatoms and optionally substituted  
 with up to four of  $R^{10}$ ;  
 where at least one of  $R^1$  is not hydrogen;
- 15  $R^2$  and  $R^3$ , together with the annular atoms to which they are attached form a five- to six-  
 membered ring containing up to two heteroatoms and optionally substituted with up to  
 five of  $R^6$ ;  
 each  $R^4$  is selected from -H, C<sub>1-6</sub> alkyl, C<sub>1-6</sub> alkyl substituted with 1, 2, or 3 halogen, C<sub>1-6</sub>  
 alkyl substituted with alkoxy, C<sub>1-6</sub> alkyl substituted with amino where the amino is  
 20 optionally substituted with one or two groups independently selected from methyl, ethyl,  
 isopropyl, n-butyl, -CH<sub>2</sub>CH<sub>2</sub>OCH<sub>3</sub>, -CH<sub>2</sub>CH<sub>2</sub>N(CH<sub>3</sub>)<sub>2</sub>, -CH<sub>2</sub>CH<sub>2</sub>N(CH<sub>2</sub>CH<sub>3</sub>)<sub>2</sub>,  
 -CH<sub>2</sub>CH<sub>2</sub>CH<sub>2</sub>N(CH<sub>3</sub>)<sub>2</sub>, and N-methyl-pyrrolidin-3-yl, aryl, aryl C<sub>1-6</sub> alkyl, heterocyclyl  
 optionally substituted with C<sub>1-6</sub> alkyl, and heterocyclyl C<sub>1-6</sub> alkyl where the heterocyclyl  
 is optionally substituted with C<sub>1-6</sub> alkyl, acyl, NH<sub>2</sub>, alkylamino, dialkylamino,  
 25 heterocyclyl, cyclohexyl, -CH<sub>2</sub>OCH<sub>3</sub>, -CH<sub>2</sub>C(O)NHCH(CH<sub>3</sub>)<sub>2</sub>, or -CH<sub>2</sub>OCH<sub>3</sub>;  
 two of  $R^4$ , when taken together with a common nitrogen to which they are attached, form  
 an optionally substituted five- to seven-membered heterocyclyl, said optionally  
 substituted five- to seven-membered heterocyclyl optionally containing at least one  
 additional

2004259012 14 Feb 2011

heteroatom selected from N, O, S, and P;

each  $R^5$  is selected from -H, -CN, -NO<sub>2</sub>, -OR<sup>4</sup>, -S(O)<sub>0-2</sub>R<sup>4</sup>, -CO<sub>2</sub>R<sup>4</sup>, C<sub>1-6</sub> alkyl, C<sub>2-6</sub> alkenyl, and C<sub>2-6</sub> alkynyl;

Y is =N- or =C(H)-;

5  $X^1$  and  $X^2$  are each independently either =N- or =C(R<sup>9</sup>)-;

each of R<sup>6</sup>, and R<sup>10</sup> is independently selected from -H, halo, trihalomethyl, -CN, -NO<sub>2</sub>, -OR<sup>4</sup>, -N(R<sup>4</sup>)R<sup>4</sup>, -S(O)<sub>0-2</sub>R<sup>4</sup>, -SO<sub>2</sub>N(R<sup>4</sup>)R<sup>4</sup>, -CO<sub>2</sub>R<sup>4</sup>, -C(=O)N(R<sup>4</sup>)R<sup>4</sup>, -C(=NR<sup>5</sup>)N(R<sup>4</sup>)R<sup>4</sup>, -C(=NR<sup>5</sup>)R<sup>4</sup>, -N(R<sup>4</sup>)SO<sub>2</sub>R<sup>4</sup>, -N(R<sup>4</sup>)C(O)R<sup>4</sup>, -C(=O)R<sup>4</sup>, alkoxy, C<sub>1-6</sub> alkyl, aryl, aryl C<sub>1-6</sub> alkyl, heterocyclyl, and heterocyclyl C<sub>1-6</sub> alkyl; or

10 two adjacent of R<sup>6</sup>, together with the annular atoms to which they are attached, can form a five- to seven-membered ring containing up to two heteroatoms; and

each R<sup>9</sup> is independently selected from -H; halo; trihalomethyl; -CN; -NO<sub>2</sub>; -OR<sup>4</sup>; -N(R<sup>4</sup>)R<sup>4</sup>; -S(O)<sub>0-2</sub>R<sup>4</sup>; -SO<sub>2</sub>N(R<sup>4</sup>)R<sup>4</sup>; -CO<sub>2</sub>R<sup>4</sup>; -C(=O)N(R<sup>4</sup>)R<sup>4</sup>; -C(=NR<sup>5</sup>)N(R<sup>4</sup>)R<sup>4</sup>; -C(=NR<sup>5</sup>)R<sup>4</sup>; -N(R<sup>4</sup>)SO<sub>2</sub>R<sup>4</sup>; -N(R<sup>4</sup>)C(O)R<sup>4</sup>; -C(=O)R<sup>4</sup>; alkoxy; C<sub>1-6</sub> alkyl optionally

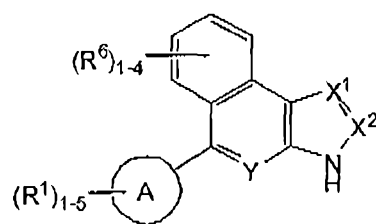
15 substituted with one group selected from alkoxy, benzylamino, and 2-oxo-pyrrolidinyl; aryl C<sub>1-6</sub> alkyl substituted on the aryl with 1 or 2 groups independently selected from alkyl and alkoxy; heterocyclyl optionally substituted with -C(O)Ot-Bu; and heterocyclyl C<sub>1-6</sub> alkyl; provided when R<sup>9</sup> is heteroaryl, -C(H)=C(H)R or -C(H)=NR, where R is an optionally substituted alkyl, cycloalkyl, heteroalicyclic, aryl, or heteroaryl, then Y is not  
20 =C(H)-.

2. The compound according to claim 1, wherein said five- to six-membered ring formed by R<sup>2</sup> and R<sup>3</sup> is an aryl or a heteroaryl containing up to two heteroatoms and optionally substituted with up to five of R<sup>6</sup>.

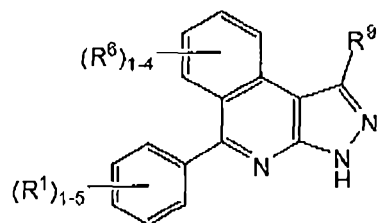
25

3. The compound according to claim 2, wherein said five- to six-membered ring formed by R<sup>2</sup> and R<sup>3</sup> is phenyl or pyridyl, optionally substituted with up to five of R<sup>6</sup>.

4. The compound according to claim 3, of formula **II**,

**II.**

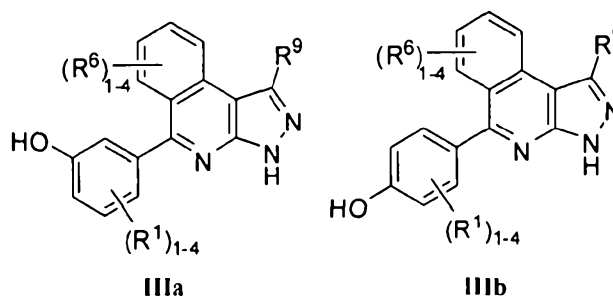
5. The compound according to claim 4, wherein  $X^1$  is  $=C(R^9)-$ , and  $X^2$  is  $=N-$ .
- 5 6. The compound according to claim 5, wherein  $Y$  is  $=N-$ .
7. The compound according to claim 6, wherein  $A$  is either a six- to ten-membered aryl or a five- to ten-membered heteroaryl containing up to three heteroatoms, and where  $A$  is substituted with 1-5  $R^1$ .
- 10 8. The compound according to claim 7, wherein  $A$  is either a six-membered aryl or a five- or six-membered heteroaryl containing up to three heteroatoms, and where  $A$  is substituted with 1-5  $R^1$ .
- 15 9. The compound according to claim 8, wherein  $R^1$  is selected from -H, halo, trihalomethyl, -CN, -OR<sup>4</sup>, -N(R<sup>4</sup>)R<sup>4</sup>, -SO<sub>2</sub>N(R<sup>4</sup>)R<sup>4</sup>, -CO<sub>2</sub>R<sup>4</sup>, -C(=O)N(R<sup>4</sup>)R<sup>4</sup>, -C(=NR<sup>5</sup>)N(R<sup>4</sup>)R<sup>4</sup>, -C(=NR<sup>5</sup>)R<sup>4</sup>, -N(R<sup>4</sup>)SO<sub>2</sub>R<sup>4</sup>, -N(R<sup>4</sup>)C(O)R<sup>4</sup>, C<sub>1-6</sub> alkyl, heterocyclyl, and heterocyclyl C<sub>1-6</sub> alkyl.
- 20 10. The compound according to claim 9, of formula **III**,

**III**

2004259012 21 Jan 2011

wherein at least one of  $R^1$  is -OH.

11. The compound according to claim 10, wherein the compound is either of Formula IIIa or IIIb:



5

12. The compound according to claim 11, wherein  $R^9$  is selected from -H, trihalomethyl, alkoxy,  $C_{1-6}$  alkyl optionally substituted with one group selected from alkoxy, benzylamino, and 2-oxo-pyrrolidinyl, aryl  $C_{1-6}$  alkyl substituted on the aryl with 1 or 2 groups independently selected from alkyl and alkoxy, heterocyclyl optionally substituted with -C(O)Ot-Bu, and heterocyclyl  $C_{1-6}$  alkyl.

13. The compound according to claim 12, wherein  $R^6$  is selected from -H, halo, trihalomethyl, -CN, -OR<sup>4</sup>, -N(R<sup>4</sup>)R<sup>4</sup>, -CO<sub>2</sub>R<sup>4</sup>, -C(=O)N(R<sup>4</sup>)R<sup>4</sup>, -N(R<sup>4</sup>)SO<sub>2</sub>R<sup>4</sup>, -N(R<sup>4</sup>)C(O)R<sup>4</sup>, -C(=O)R<sup>4</sup>,  $C_{1-6}$  alkyl, heterocyclyl, heterocyclyl  $C_{1-6}$  alkyl, and a six- or seven-membered heteroalicyclic formed by two adjacent of  $R^6$ , together with the annular atoms to which they are attached, said six- or seven-membered heteroalicyclic containing up to two heteroatoms.

14. The compound according to claim 13, wherein  $R^6$  is selected from -H, halo, -OR<sup>4</sup>, -N(R<sup>4</sup>)R<sup>4</sup>,  $C_{1-6}$  alkyl, heterocyclyl, heterocyclyl  $C_{1-6}$  alkyl, and a six- or seven-membered heteroalicyclic formed by two adjacent of  $R^6$ , together with the annular atoms to which they are attached, said six- or seven-membered heteroalicyclic containing up to two heteroatoms.

25

15. The compound according to claim 14, wherein at least one of  $R^6$  is -OR<sup>4</sup> and  $R^4$  is

2004259012 21 Jan 2011

C<sub>1-6</sub> alkyl optionally substituted with 1, 2, or 3 halogen; C<sub>1-6</sub> alkyl optionally substituted with alkoxy; C<sub>1-6</sub> alkyl substituted with amino where the amino is optionally substituted with one or groups selected from methyl, ethyl, -CH<sub>2</sub>CH<sub>2</sub>OCH<sub>3</sub>, -CH<sub>2</sub>CH<sub>2</sub>N(CH<sub>3</sub>)<sub>2</sub>, -CH<sub>2</sub>CH<sub>2</sub>CH<sub>2</sub>N(CH<sub>3</sub>)<sub>2</sub>, and *N*-methyl-pyrrolidin-3-yl; and heterocyclyl where the  
 5 heterocyclyl is optionally substituted with alkyl, acyl, NH<sub>2</sub>, alkylamino, dialkylamino, heterocyclyl, cyclohexyl, -CH<sub>2</sub>OCH<sub>3</sub>, -CH<sub>2</sub>C(O)NHCH(CH<sub>3</sub>)<sub>2</sub>, or -CH<sub>2</sub>OCH<sub>3</sub>.

16. The compound according to claim 15, wherein at least one of R<sup>1</sup> is halogen or methyl.

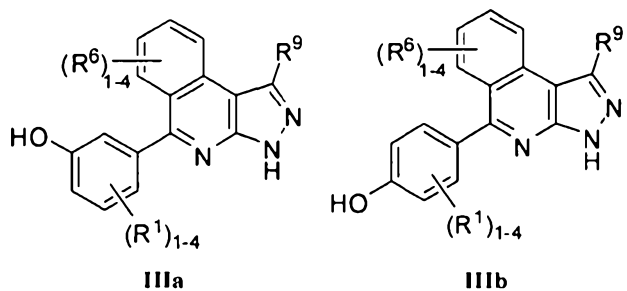
10

17. The compound according to claim 16, wherein R<sup>9</sup> is selected from -H, trihalomethyl, and optionally substituted C<sub>1-6</sub> alkyl.

18. The compound according to claim 14, wherein at least one of R<sup>6</sup> is -OR<sup>4</sup> and R<sup>4</sup> is  
 15 heterocyclyl C<sub>1-6</sub> alkyl where the heterocyclyl is a heteroalicyclic.

19. The compound according to claim 18, wherein said heteroalicyclic is selected from the group consisting of dioxolanyl, piperidinyl, piperazinyl, 2-oxopiperazinyl, 2-oxopiperidinyl, 2-oxopyrrolidinyl, 2-oxoazepinyl, azepinyl, 4-piperidonyl, pyrrolidinyl,  
 20 morpholinyl, quinuclidinyl, tetrahydrofuryl, tetrahydropyranyl, thiamorpholinyl, thiamorpholinyl sulfoxide, 2,5-diaza-bicyclo[2.2.1]heptanyl, and thiamorpholinyl sulfone.

20. A compound according to Formula IIIa or IIIb,



2004259012 21 Jan 2011

wherein

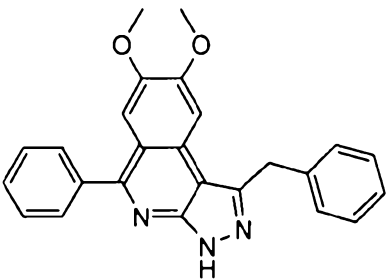
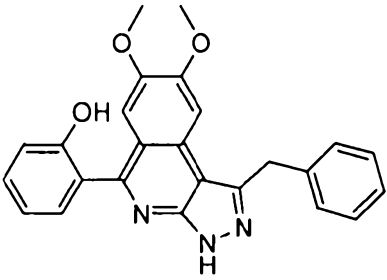
each  $R^1$  is independently selected from -H, halo, trihalomethyl, -CN, -OR<sup>4</sup>, -N(R<sup>4</sup>)R<sup>4</sup>, -SO<sub>2</sub>N(R<sup>4</sup>)R<sup>4</sup>, -CO<sub>2</sub>R<sup>4</sup>, -C(=O)N(R<sup>4</sup>)R<sup>4</sup>, -C(=NR<sup>5</sup>)N(R<sup>4</sup>)R<sup>4</sup>, -C(=NR<sup>5</sup>)R<sup>4</sup>, -N(R<sup>4</sup>)SO<sub>2</sub>R<sup>4</sup>, -N(R<sup>4</sup>)C(O)R<sup>4</sup>, C<sub>1-6</sub> alkyl, heterocyclyl, and heterocyclyl C<sub>1-6</sub> alkyl; wherein R<sup>4</sup> and R<sup>5</sup> are as defined in claim 1;

R<sup>9</sup> is selected from -H, trihalomethyl; C<sub>1-6</sub> alkyl optionally substituted with one group selected from alkoxy, benzylamino, and 2-oxo-pyrrolidinyl; aryl C<sub>1-6</sub>alkyl substituted on the aryl with 1 or 2 groups selected from alkyl and alkoxy; heterocyclyl optionally substituted with -C(O)Ot-Bu; and heterocyclyl C<sub>1-6</sub>alkyl; and

wherein at least one of R<sup>6</sup> is -OR<sup>4</sup> and R<sup>4</sup> is alkyl substituted with at least one additional of an optionally substituted alkoxy, amino, dialkylamino, and monoalkylamino, where the amino of the monoalkylamino is further substituted with *N*-methyl-pyrrolidin-3-yl and where each alkyl of monoalkylamino and dialkylamino are independently optionally substituted with -NH<sub>2</sub>, -NHCH<sub>3</sub>, or -N(CH<sub>3</sub>)<sub>2</sub>.

21. The compound according to claim 1, selected from Table 3.

**Table 3**

Entry	Name	Structure
1	7,8-bis(methoxy)-5-phenyl-1-(phenylmethyl)-3H-pyrazolo[3,4-c]isoquinoline	
2	2-[7,8-bis(methoxy)-1-(phenylmethyl)-3H-pyrazolo[3,4-c]isoquinolin-5-yl]phenol	



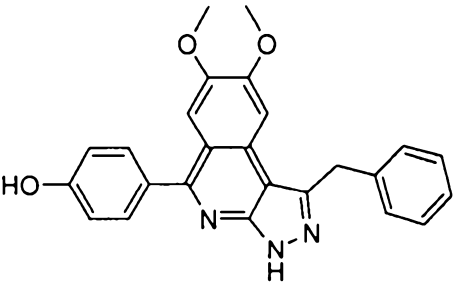
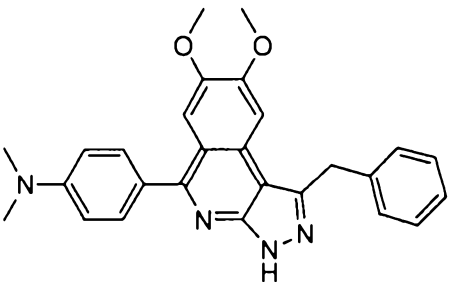
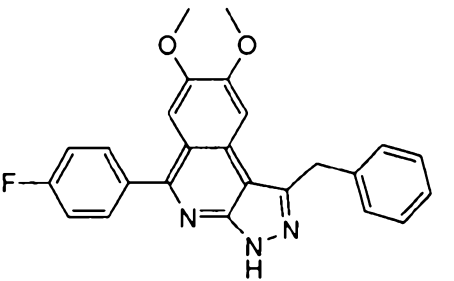
Entry	Name	Structure
3	4-[7,8-bis(methoxy)-1-(phenylmethyl)-3H-pyrazolo[3,4-c]isoquinolin-5-yl]phenol	
4	4-[7,8-bis(methoxy)-1-(phenylmethyl)-3H-pyrazolo[3,4-c]isoquinolin-5-yl]-N,N-dimethylaniline	
5	5-(4-fluorophenyl)-7,8-bis(methoxy)-1-(phenylmethyl)-3H-pyrazolo[3,4-c]isoquinoline	

Table 3

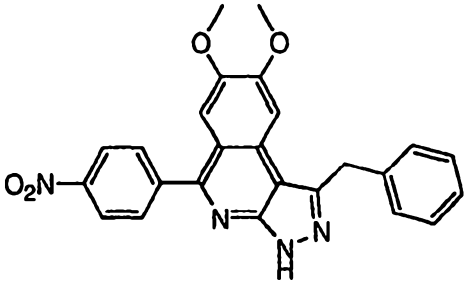
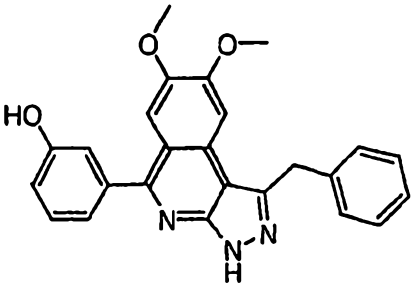
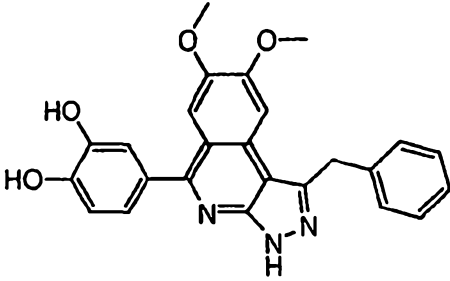
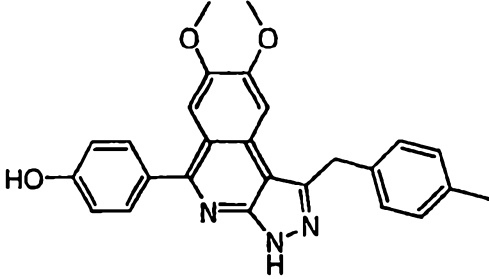
Entry	Name	Structure
6	5-(4-nitrophenyl)-7,8-bis(methoxy)-1-(phenylmethyl)-3H-pyrazolo[3,4-c]isoquinoline	
8	3-[7,8-bis(methoxy)-1-(phenylmethyl)-3H-pyrazolo[3,4-c]isoquinolin-5-yl]phenol	
9	4-[7,8-bis(methoxy)-1-(phenylmethyl)-3H-pyrazolo[3,4-c]isoquinolin-5-yl]benzene-1,2-diol	
10	4-{7,8-bis(methoxy)-1-[(4-methylphenyl)methyl]-3H-pyrazolo[3,4-c]isoquinolin-5-yl}phenol	

Table 3

Entry	Name	Structure
11	5-(1,3-benzodioxol-5-yl)-7,8-bis(methoxy)-1-(phenylmethyl)-3H-pyrazolo[3,4-c]isoquinoline	
12	4-(7,8-bis(methoxy)-1-{[4-(methoxy)phenyl]methyl}-3H-pyrazolo[3,4-c]isoquinolin-5-yl)phenol	
13	4-{7,8-bis(methoxy)-1-[(2-methylphenyl)methyl]-3H-pyrazolo[3,4-c]isoquinolin-5-yl}phenol	
14	4-{7,8-bis(methoxy)-1-[(3-methylphenyl)methyl]-3H-pyrazolo[3,4-c]isoquinolin-5-yl}phenol	
15	4-[1-methyl-7,8-bis(methoxy)-3H-pyrazolo[3,4-c]isoquinolin-5-yl]phenol	

Table 3

Entry	Name	Structure
16	2-[7,8-bis(methyloxy)-1-(phenylmethyl)-3H-pyrazolo[3,4-c]isoquinolin-5-yl]-6-fluorophenol	
17	3-[7,8-bis(methyloxy)-1-(phenylmethyl)-3H-pyrazolo[3,4-c]isoquinolin-5-yl]-4-nitrophenol	
18	4-[7,8-bis(methyloxy)-1-(phenylmethyl)-3H-pyrazolo[3,4-c]isoquinolin-5-yl]benzoic acid	
19	4-[7,8-bis(methyloxy)-1-(1-phenylethyl)-3H-pyrazolo[3,4-c]isoquinolin-5-yl]phenol	
20	4-[1-{[3,4-bis(methyloxy)phenyl]methyl}-7,8-bis(methyloxy)-3H-pyrazolo[3,4-c]isoquinolin-5-yl]phenol	

Table 3

Entry	Name	Structure
21	4-(7,8-bis(methoxy)-1-[[3-(methoxy)phenyl]methyl]-3H-pyrazolo[3,4-c]isoquinolin-5-yl)phenol	
22	4-[1-ethyl-7,8-bis(methoxy)-3H-pyrazolo[3,4-c]isoquinolin-5-yl]phenol	
23	7,8-bis(methoxy)-1-(phenylmethyl)-5-pyridin-4-yl-3H-pyrazolo[3,4-c]isoquinoline	
24	4-[6,7,8-tris(methoxy)-1-(phenylmethyl)-3H-pyrazolo[3,4-c]isoquinolin-5-yl]phenol	
25	4-[1-methyl-6,7,8-tris(methoxy)-3H-pyrazolo[3,4-c]isoquinolin-5-yl]phenol	

Table 3

Entry	Name	Structure
26	4-[8-(methyloxy)-1-(phenylmethyl)-3H-pyrazolo[3,4-c]isoquinolin-5-yl]phenol	
27	4-[7,8-bis(methyloxy)-1-(trifluoromethyl)-3H-pyrazolo[3,4-c]isoquinolin-5-yl]phenol	
28	4-[1-(1-methylethyl)-7,8-bis(methyloxy)-3H-pyrazolo[3,4-c]isoquinolin-5-yl]phenol	
29	4-[7,8-bis(methyloxy)-3H-pyrazolo[3,4-c]isoquinolin-5-yl]phenol	
30	4-[7-methyl-8-(methyloxy)-1-(phenylmethyl)-3H-pyrazolo[3,4-c]isoquinolin-5-yl]phenol	

Table 3

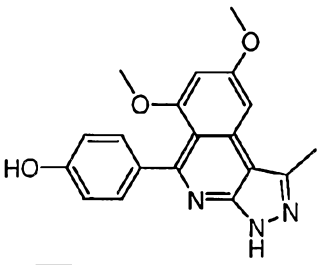
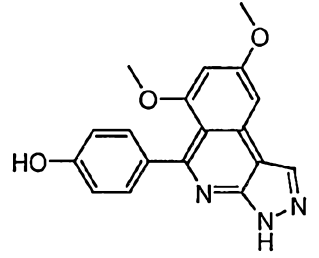
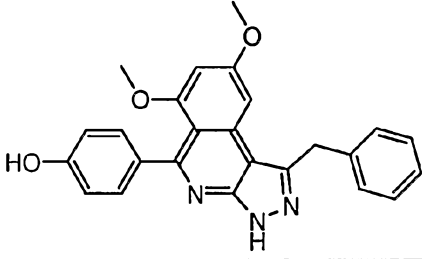
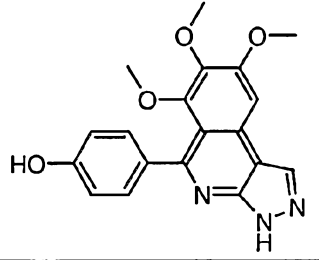
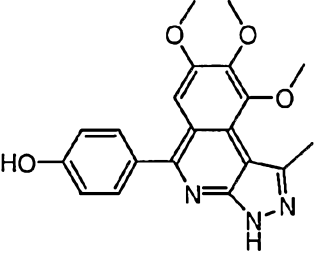
Entry	Name	Structure
31	4-[1-methyl-6,8-bis(methoxy)-3H-pyrazolo[3,4-c]isoquinolin-5-yl]phenol	
32	4-[6,8-bis(methoxy)-3H-pyrazolo[3,4-c]isoquinolin-5-yl]phenol	
33	4-[6,8-bis(methoxy)-1-(phenylmethyl)-3H-pyrazolo[3,4-c]isoquinolin-5-yl]phenol	
34	4-[6,7,8-tris(methoxy)-3H-pyrazolo[3,4-c]isoquinolin-5-yl]phenol	
35	4-[1-methyl-7,8,9-tris(methoxy)-3H-pyrazolo[3,4-c]isoquinolin-5-yl]phenol	

Table 3

Entry	Name	Structure
36	4-[1-methyl-8-(methyloxy)-3H-pyrazolo[3,4-c]isoquinolin-5-yl]phenol	
37	2-methyl-4-[1-methyl-7,8-bis(methyloxy)-3H-pyrazolo[3,4-c]isoquinolin-5-yl]phenol	
38	4-[1-methyl-7,8-bis(methyloxy)-3H-pyrazolo[3,4-c]isoquinolin-5-yl]-2-(methyloxy)phenol	
39	4-{ 1-methyl-8-(methyloxy)-7-[(2-morpholin-4-ylethyl)oxy]-3H-pyrazolo[3,4-c]isoquinolin-5-yl }phenol	
40	2-(ethyloxy)-4-[1-methyl-7,8-bis(methyloxy)-3H-pyrazolo[3,4-c]isoquinolin-5-yl]phenol	



Table 3

Entry	Name	Structure
41	2-chloro-4-[1-methyl-7,8-bis(methoxy)-3H-pyrazolo[3,4-c]isoquinolin-5-yl]phenol	
42	2-fluoro-4-[1-methyl-7,8-bis(methoxy)-3H-pyrazolo[3,4-c]isoquinolin-5-yl]phenol	
43	4-[1-methyl-7,8-bis(methoxy)-3H-pyrazolo[3,4-c]isoquinolin-5-yl]-2-nitrophenol	
44	2-bromo-4-[1-methyl-7,8-bis(methoxy)-3H-pyrazolo[3,4-c]isoquinolin-5-yl]phenol	
45	1-{[5-(4-hydroxyphenyl)-7,8-bis(methoxy)-3H-pyrazolo[3,4-c]isoquinolin-1-yl]methyl}pyrrolidin-2-one	

Table 3

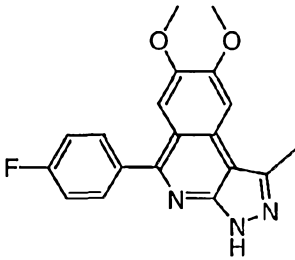
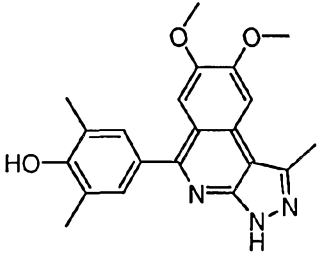
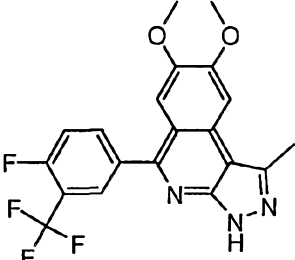
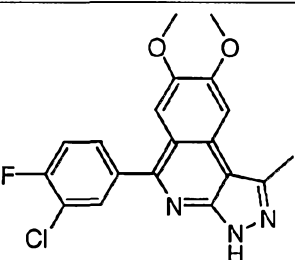
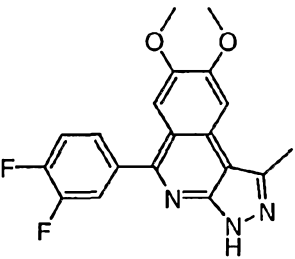
Entry	Name	Structure
46	5-(4-fluorophenyl)-1-methyl-7,8-bis(methoxy)-3H-pyrazolo[3,4-c]isoquinoline	
47	2,6-dimethyl-4-[1-methyl-7,8-bis(methoxy)-3H-pyrazolo[3,4-c]isoquinolin-5-yl]phenol	
48	5-[4-fluoro-3-(trifluoromethyl)phenyl]-1-methyl-7,8-bis(methoxy)-3H-pyrazolo[3,4-c]isoquinoline	
49	5-(3-chloro-4-fluorophenyl)-1-methyl-7,8-bis(methoxy)-3H-pyrazolo[3,4-c]isoquinoline	
50	5-(3,4-difluorophenyl)-1-methyl-7,8-bis(methoxy)-3H-pyrazolo[3,4-c]isoquinoline	

Table 3

Entry	Name	Structure
51	1-methyl-7,8-bis(methoxy)-5-[3-(trifluoromethyl)phenyl]-3H-pyrazolo[3,4-c]isoquinoline	
52	5-(4-fluoro-3-methylphenyl)-1-methyl-7,8-bis(methoxy)-3H-pyrazolo[3,4-c]isoquinoline	
53	5-(3-bromo-4-fluorophenyl)-1-methyl-7,8-bis(methoxy)-3H-pyrazolo[3,4-c]isoquinoline	
54	4-{1-methyl-7-(methoxy)-8-[(piperidin-4-ylmethyl)oxy]-3H-pyrazolo[3,4-c]isoquinolin-5-yl}phenol	
55	4-{1-methyl-8-(methoxy)-7-[(piperidin-4-ylmethyl)oxy]-3H-pyrazolo[3,4-c]isoquinolin-5-yl}phenol	

Table 3

Entry	Name	Structure
56	1-methyl-7,8-bis(methoxy)-5-(3-methylphenyl)-3H-pyrazolo[3,4-c]isoquinoline	
57	5-(3-bromophenyl)-1-methyl-7,8-bis(methoxy)-3H-pyrazolo[3,4-c]isoquinoline	
58	4-[8-(ethoxy)-1-methyl-7-(methoxy)-3H-pyrazolo[3,4-c]isoquinolin-5-yl]phenol	
59	4-[1-methyl-8,9-bis(methoxy)-3H-pyrazolo[3,4-c]isoquinolin-5-yl]phenol	
60	4-[7-(ethoxy)-1-methyl-8-(methoxy)-3H-pyrazolo[3,4-c]isoquinolin-5-yl]phenol	

Table 3

Entry	Name	Structure
61	4-{1-methyl-8-(methyloxy)-9-[(piperidin-4-ylmethyl)oxy]-3H-pyrazolo[3,4-c]isoquinolin-5-yl}phenol	
62	4-[1-methyl-7,8-bis(methyloxy)-3H-pyrazolo[3,4-c]isoquinolin-5-yl]-2-(1-methylethyl)phenol	
63	2-ethyl-4-[1-methyl-7,8-bis(methyloxy)-3H-pyrazolo[3,4-c]isoquinolin-5-yl]phenol	
64	4-(1-methyl-8-(methyloxy)-9-[(1-methylpiperidin-4-yl)methyl]oxy)-3H-pyrazolo[3,4-c]isoquinolin-5-yl}phenol	
65	4-(1-methyl-7-(methyloxy)-8-[(1-methylpiperidin-4-yl)methyl]oxy)-3H-pyrazolo[3,4-c]isoquinolin-5-yl}phenol	
66	4-[1,7-dimethyl-8-(methyloxy)-3H-pyrazolo[3,4-c]isoquinolin-5-yl]phenol	

Table 3

Entry	Name	Structure
67	1,1-dimethylethyl 4-[5-(4-hydroxyphenyl)-7,8-bis(methyloxy)-3H-pyrazolo[3,4-c]isoquinolin-1-yl]piperidine-1-carboxylate	
68	4-[7,8-bis(methyloxy)-1-piperidin-4-yl-3H-pyrazolo[3,4-c]isoquinolin-5-yl]phenol	
69	2-chloro-4-[1-methyl-8,9-bis(methyloxy)-3H-pyrazolo[3,4-c]isoquinolin-5-yl]phenol	
70	2-fluoro-4-[1-methyl-8,9-bis(methyloxy)-3H-pyrazolo[3,4-c]isoquinolin-5-yl]phenol	
71	2-methyl-4-[1-methyl-8,9-bis(methyloxy)-3H-pyrazolo[3,4-c]isoquinolin-5-yl]phenol	
72	2-bromo-4-[1-methyl-8,9-bis(methyloxy)-3H-pyrazolo[3,4-c]isoquinolin-5-yl]phenol	

Table 3

Entry	Name	Structure
73	4-[1-methyl-7,8-bis(methoxy)-3H-pyrazolo[3,4-c]isoquinolin-5-yl]benzonitrile	
74	N'-hydroxy-4-[1-methyl-7,8-bis(methoxy)-3H-pyrazolo[3,4-c]isoquinolin-5-yl]benzenecarboximidamide	
75	5-hydroxy-2-[1-methyl-7,8-bis(methoxy)-3H-pyrazolo[3,4-c]isoquinolin-5-yl]-4H-pyran-4-one	
76	2-[(difluoromethyl)oxy]-4-[1-methyl-7,8-bis(methoxy)-3H-pyrazolo[3,4-c]isoquinolin-5-yl]phenol	
77	5-[1-methyl-7,8-bis(methoxy)-3H-pyrazolo[3,4-c]isoquinolin-5-yl]pyridin-2-ol	

Table 3

Entry	Name	Structure
78	4-[1,9-dimethyl-8-(methyloxy)-3H-pyrazolo[3,4-c]isoquinolin-5-yl]phenol	
79	4-[6,9-difluoro-1-methyl-8-(methyloxy)-3H-pyrazolo[3,4-c]isoquinolin-5-yl]phenol	
80	2-bromo-4-{1-methyl-8-(methyloxy)-9-[(2-morpholin-4-ylethyl)oxy]-3H-pyrazolo[3,4-c]isoquinolin-5-yl}phenol	
81	2-chloro-4-{1-methyl-8-(methyloxy)-9-[(2-morpholin-4-ylethyl)oxy]-3H-pyrazolo[3,4-c]isoquinolin-5-yl}phenol	
82	4-(7,8-bis(methyloxy)-1-[[[phenylmethyl]amino]methyl]-3H-pyrazolo[3,4-c]isoquinolin-5-yl)phenol	



Table 3

Entry	Name	Structure
83	2,5-dimethyl-4-[1-methyl-7,8-bis(methoxy)-3H-pyrazolo[3,4-c]isoquinolin-5-yl]phenol	
84	2,3-dichloro-4-[1-methyl-7,8-bis(methoxy)-3H-pyrazolo[3,4-c]isoquinolin-5-yl]phenol	
85	2,5-dichloro-4-[1-methyl-7,8-bis(methoxy)-3H-pyrazolo[3,4-c]isoquinolin-5-yl]phenol	
86	2,3-dimethyl-4-[1-methyl-7,8-bis(methoxy)-3H-pyrazolo[3,4-c]isoquinolin-5-yl]phenol	
87	2-bromo-4-(1-methyl-8-(methoxy)-9-[[1-methylpiperidin-4-yl)methyl]oxy}-3H-pyrazolo[3,4-c]isoquinolin-5-yl]phenol	
88	2-chloro-4-(1-methyl-7-(methoxy)-8-[[1-methylpiperidin-4-yl)methyl]oxy}-3H-pyrazolo[3,4-c]isoquinolin-5-yl]phenol	

Table 3

Entry	Name	Structure
89	4-[9-fluoro-1-methyl-8-(methyloxy)-3H-pyrazolo[3,4-c]isoquinolin-5-yl]phenol	
90	4-(1-methyl-8-(methyloxy)-9-{[2-(methyloxy)ethyl]oxy}-3H-pyrazolo[3,4-c]isoquinolin-5-yl)phenol	
91	2-chloro-4-(1-methyl-8-(methyloxy)-9-{[(1-methylpiperidin-4-yl)methyl]oxy}-3H-pyrazolo[3,4-c]isoquinolin-5-yl)phenol	
92	4-[6-bromo-1,7-dimethyl-8-(methyloxy)-3H-pyrazolo[3,4-c]isoquinolin-5-yl]phenol	
93	4-[6-fluoro-1-methyl-7,8-bis(methyloxy)-3H-pyrazolo[3,4-c]isoquinolin-5-yl]phenol	
94	4-[9-chloro-1,7-dimethyl-8-(methyloxy)-3H-pyrazolo[3,4-c]isoquinolin-5-yl]phenol	

Table 3

Entry	Name	Structure
95	2-chloro-4-[8-{{(1-ethylpiperidin-4-yl)methyl}oxy}-1-methyl-7-(methyloxy)-3H-pyrazolo[3,4-c]isoquinolin-5-yl]phenol	
96	3-chloro-4-[1-methyl-7,8-bis(methyloxy)-3H-pyrazolo[3,4-c]isoquinolin-5-yl]phenol	
97	4-(1-methyl-8,9-bis{{2-(methyloxy)ethyl}oxy}-3H-pyrazolo[3,4-c]isoquinolin-5-yl)phenol	
98	4-(1-methyl-3H-pyrazolo[3,4-c]isoquinolin-5-yl)phenol	
99	2-chloro-4-(1-methyl-3H-pyrazolo[3,4-c]isoquinolin-5-yl)phenol	
100	2-bromo-4-(1-methyl-3H-pyrazolo[3,4-c]isoquinolin-5-yl)phenol	

Table 3

Entry	Name	Structure
101	2-chloro-4-[1,7-dimethyl-8-(methyloxy)-3H-pyrazolo[3,4-c]isoquinolin-5-yl]phenol	
102	2-bromo-4-[1,7-dimethyl-8-(methyloxy)-3H-pyrazolo[3,4-c]isoquinolin-5-yl]phenol	
103	2-chloro-4-[1-methyl-8-({[1-(1-methylethyl)piperidin-4-yl]methyl}oxy)-7-(methyloxy)-3H-pyrazolo[3,4-c]isoquinolin-5-yl]phenol	
104	4-[9-bromo-1-methyl-8-(methyloxy)-3H-pyrazolo[3,4-c]isoquinolin-5-yl]phenol	
105	4-[7-chloro-9-fluoro-1-methyl-8-(methyloxy)-3H-pyrazolo[3,4-c]isoquinolin-5-yl]phenol	

Table 3

Entry	Name	Structure
106	4-[8-[[[(1-acetylpiperidin-4-yl)methyl]oxy]-1-methyl-7-(methyloxy)-3H-pyrazolo[3,4-c]isoquinolin-5-yl]-2-chlorophenol	
107	4-[9-[[[(1-acetylpiperidin-4-yl)methyl]oxy]-1-methyl-8-(methyloxy)-3H-pyrazolo[3,4-c]isoquinolin-5-yl]-2-bromophenol	
108	2-chloro-4-(1-methyl-9-(methyloxy)-8-{[2-(methyloxy)ethyl]oxy}-3H-pyrazolo[3,4-c]isoquinolin-5-yl)phenol	
109	4-[7-fluoro-1-methyl-8-(methyloxy)-3H-pyrazolo[3,4-c]isoquinolin-5-yl]phenol	
110	2-chloro-4-(1-methyl-8,9-bis{[2-(methyloxy)ethyl]oxy}-3H-pyrazolo[3,4-c]isoquinolin-5-yl)phenol	

Table 3

Entry	Name	Structure
111	2-bromo-4-(1-methyl-8,9-bis{[2-(methyloxy)ethyl]oxy}-3H-pyrazolo[3,4-c]isoquinolin-5-yl)phenol	
112	2-chloro-4-(1-methyl-8-(methyloxy)-9-{[2-(methyloxy)ethyl]oxy}-3H-pyrazolo[3,4-c]isoquinolin-5-yl)phenol	
113	2-bromo-4-(1-methyl-8-(methyloxy)-9-{[2-(methyloxy)ethyl]oxy}-3H-pyrazolo[3,4-c]isoquinolin-5-yl)phenol	
114	3-fluoro-4-[1-methyl-7,8-bis(methyloxy)-3H-pyrazolo[3,4-c]isoquinolin-5-yl]phenol	
115	2-chloro-4-(1-methyl-7-(methyloxy)-8-{[2-(methyloxy)ethyl]oxy}-3H-pyrazolo[3,4-c]isoquinolin-5-yl)phenol	

Table 3

Entry	Name	Structure
116	2-bromo-4-(1-methyl-7-(methyloxy)-8-{[2-(methyloxy)ethyl]oxy}-3H-pyrazolo[3,4-c]isoquinolin-5-yl)phenol	
117	2-chloro-4-(1-methyl-7,8-bis{[2-(methyloxy)ethyl]oxy}-3H-pyrazolo[3,4-c]isoquinolin-5-yl)phenol	
118	2-bromo-4-(1-methyl-7,8-bis{[2-(methyloxy)ethyl]oxy}-3H-pyrazolo[3,4-c]isoquinolin-5-yl)phenol	
119	1-methyl-7,8-bis(methyloxy)-5-(1H-pyrazol-5-yl)-3H-pyrazolo[3,4-c]isoquinoline	
120	4-(6,9-difluoro-1-methyl-8-{[2-(methyloxy)ethyl]oxy}-3H-pyrazolo[3,4-c]isoquinolin-5-yl)phenol	

Table 3

Entry	Name	Structure
121	2-chloro-5-fluoro-4-[1-methyl-7,8-bis(methyloxy)-3H-pyrazolo[3,4-c]isoquinolin-5-yl]phenol	
122	2-bromo-5-fluoro-4-[1-methyl-7,8-bis(methyloxy)-3H-pyrazolo[3,4-c]isoquinolin-5-yl]phenol	
123	4-[9-fluoro-1-methyl-7,8-bis(methyloxy)-3H-benzo[e]indazol-5-yl]phenol	
124	2-hydroxy-5-[1-methyl-7,8-bis(methyloxy)-3H-pyrazolo[3,4-c]isoquinolin-5-yl]benzoic acid	
125	3-fluoro-4-(1-methyl-7-(methyloxy)-8-{[2-(methyloxy)ethyl]oxy}-3H-pyrazolo[3,4-c]isoquinolin-5-yl)phenol	



Table 3

Entry	Name	Structure
126	4-(6,9-difluoro-1-methyl-8-{[2-(methyloxy)ethyl]oxy}-3H-pyrazolo[3,4-c]isoquinolin-5-yl)-3-fluorophenol	
127	2-chloro-4-(6,9-difluoro-1-methyl-8-{[2-(methyloxy)ethyl]oxy}-3H-pyrazolo[3,4-c]isoquinolin-5-yl)phenol	
128	2-chloro-4-[8-(ethyloxy)-1-methyl-7-(methyloxy)-3H-pyrazolo[3,4-c]isoquinolin-5-yl]phenol	
129	2-chloro-4-[6-chloro-1-methyl-7,8-bis(methyloxy)-3H-pyrazolo[3,4-c]isoquinolin-5-yl]phenol	
130	3-fluoro-4-(1-methyl-9-(methyloxy)-8-{[2-(methyloxy)ethyl]oxy}-3H-pyrazolo[3,4-c]isoquinolin-5-yl)phenol	

Table 3

Entry	Name	Structure
131	2-chloro-4-(1,7-dimethyl-8-{[2-(methyloxy)ethyl]oxy}-3H-pyrazolo[3,4-c]isoquinolin-5-yl)phenol	
132	3-fluoro-4-(6-fluoro-1-methyl-7-(methyloxy)-8-{[2-(methyloxy)ethyl]oxy}-3H-pyrazolo[3,4-c]isoquinolin-5-yl)phenol	
133	2-chloro-4-[1-methyl-8-[(1-methylethyl)oxy]-7-(methyloxy)-3H-pyrazolo[3,4-c]isoquinolin-5-yl]phenol	
134	2-chloro-4-{1-methyl-7-(methyloxy)-8-[(2-methylpropyl)oxy]-3H-pyrazolo[3,4-c]isoquinolin-5-yl}phenol	
135	2-bromo-5-fluoro-4-(1-methyl-7-(methyloxy)-8-{[2-(methyloxy)ethyl]oxy}-3H-pyrazolo[3,4-c]isoquinolin-5-yl)phenol	

Table 3

Entry	Name	Structure
136	4-[7,8-bis(methoxy)-3H-pyrazolo[3,4-c]isoquinolin-5-yl]-2-chlorophenol	
137	4-[7,8-bis(methoxy)-1-(trifluoromethyl)-3H-pyrazolo[3,4-c]isoquinolin-5-yl]-2-chlorophenol	
138	4-{7,8-bis(methoxy)-1-[(methoxy)methyl]-3H-pyrazolo[3,4-c]isoquinolin-5-yl}-2-chlorophenol	
139	2-chloro-4-(1-methyl-3H-[1,3]dioxolo[4,5-g]pyrazolo[3,4-c]isoquinolin-5-yl)phenol	
140	2-chloro-4-(1-methyl-8,9-dihydro-3H-[1,4]dioxino[2,3-g]pyrazolo[3,4-c]isoquinolin-5-yl)phenol	

Table 3

Entry	Name	Structure
141	2-chloro-4-(1-methyl-9,10-dihydro-3H,8H-[1,4]dioxepino[2,3-g]pyrazolo[3,4-c]isoquinolin-5-yl)phenol	
142	2-chloro-4-[7-[(difluoromethyl)oxy]-1-methyl-8-(methyloxy)-3H-pyrazolo[3,4-c]isoquinolin-5-yl]phenol	
143	2-chloro-5-fluoro-4-(6-fluoro-1-methyl-9-(methyloxy)-8-{[2-(methyloxy)ethyl]oxy}-3H-pyrazolo[3,4-c]isoquinolin-5-yl)phenol	
144	2-chloro-4-(6,9-difluoro-1-methyl-8-{[2-(methyloxy)ethyl]oxy}-3H-pyrazolo[3,4-c]isoquinolin-5-yl)-5-fluorophenol	
145	2-chloro-4-(11-methyl-2,3-dihydro-9H-[1,4]dioxino[2,3-f]pyrazolo[3,4-c]isoquinolin-7-yl)phenol	
146	2-chloro-5-fluoro-4-(11-methyl-2,3-dihydro-9H-[1,4]dioxino[2,3-f]pyrazolo[3,4-c]isoquinolin-7-yl)phenol	

Table 3

Entry	Name	Structure
147	2-chloro-4-[1-methyl-6,7,8-tris(methoxy)-3H-pyrazolo[3,4-c]isoquinolin-5-yl]phenol	
148	2-bromo-4-(6,9-difluoro-1-methyl-8-{[2-(methyloxy)ethyl]oxy}-3H-pyrazolo[3,4-c]isoquinolin-5-yl)-5-fluorophenol	
149	7-(3-chlorophenyl)-11-methyl-2,3-dihydro-9H-[1,4]dioxino[2,3-f]pyrazolo[3,4-c]isoquinoline	
150	2-chloro-5-fluoro-4-(6-fluoro-1-methyl-8,9-dihydro-3H-[1,4]dioxino[2,3-g]pyrazolo[3,4-c]isoquinolin-5-yl)phenol	
151	2-chloro-4-{1-methyl-7-(methyloxy)-8-[(tetrahydrofuran-2-ylmethyl)oxy]-3H-pyrazolo[3,4-c]isoquinolin-5-yl}phenol	
152	2-chloro-4-{1-methyl-7-(methyloxy)-8-[(tetrahydro-2H-pyran-2-ylmethyl)oxy]-3H-pyrazolo[3,4-c]isoquinolin-5-yl}phenol	

Table 3

Entry	Name	Structure
153	2-chloro-4-{1-methyl-7-(methyloxy)-8-[(2,2,2-trifluoroethyl)oxy]-3H-pyrazolo[3,4-c]isoquinolin-5-yl}phenol	
154	2-chloro-5-fluoro-4-[9-fluoro-1-methyl-6,7,8-tris(methyloxy)-3H-pyrazolo[3,4-c]isoquinolin-5-yl]phenol	
155	5-(3-chloro-4-hydroxyphenyl)-6,9-difluoro-1-methyl-3H-pyrazolo[3,4-c]isoquinolin-8-ol	
156	6,9-difluoro-5-(2-fluorophenyl)-1-methyl-8-{[2-(methyloxy)ethyl]oxy}-3H-pyrazolo[3,4-c]isoquinoline	
157	2-chloro-4-{8-[(difluoromethyl)oxy]-6,9-difluoro-1-methyl-3H-pyrazolo[3,4-c]isoquinolin-5-yl}phenol	
158	2-chloro-4-(6,11-difluoro-1-methyl-8,9-dihydro-3H-[1,4]dioxino[2,3-g]pyrazolo[3,4-c]isoquinolin-5-yl)-5-fluorophenol	

Table 3

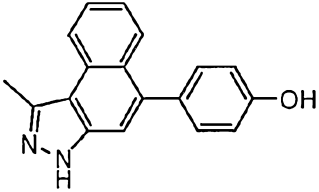
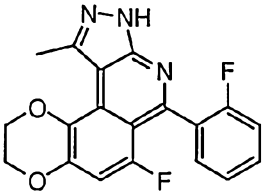
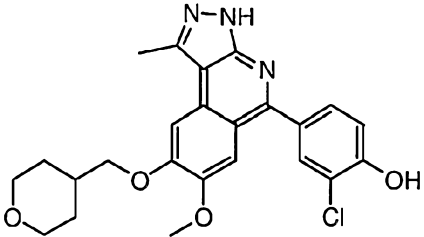
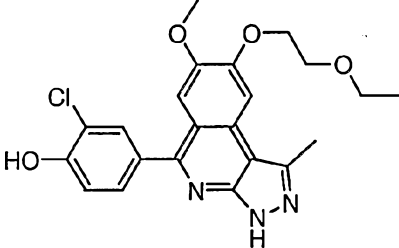
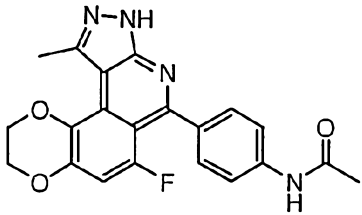
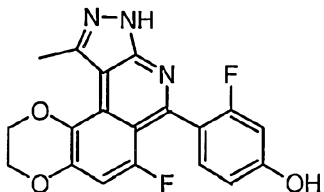
Entry	Name	Structure
159	4-(1-methyl-3H-benzo[e]indazol-5-yl)phenol	
160	6-fluoro-7-(2-fluorophenyl)-11-methyl-2,3-dihydro-9H-[1,4]dioxino[2,3-f]pyrazolo[3,4-c]isoquinoline	
161	2-chloro-4-{1-methyl-7-(methoxy)-8-[(tetrahydro-2H-pyran-4-ylmethyl)oxy]-3H-pyrazolo[3,4-c]isoquinolin-5-yl}phenol	
162	2-chloro-4-[8-{[2-(ethyloxy)ethyl]oxy}-1-methyl-7-(methoxy)-3H-pyrazolo[3,4-c]isoquinolin-5-yl]phenol	
163	N-[4-(6-fluoro-11-methyl-2,3-dihydro-9H-[1,4]dioxino[2,3-f]pyrazolo[3,4-c]isoquinolin-7-yl)phenyl]acetamide	
164	3-fluoro-4-(6-fluoro-11-methyl-2,3-dihydro-9H-[1,4]dioxino[2,3-f]pyrazolo[3,4-c]isoquinolin-7-yl)phenol	

Table 3

Entry	Name	Structure
165	2-chloro-5-fluoro-4-(6-fluoro-11-methyl-2,3-dihydro-9H-[1,4]dioxino[2,3-f]pyrazolo[3,4-c]isoquinolin-7-yl)phenol	
166	2-chloro-4-[8-(cyclopentyloxy)-1-methyl-7-(methyloxy)-3H-pyrazolo[3,4-c]isoquinolin-5-yl]phenol	
167	2-chloro-4-(1-methyl-7-(1-methylethyl)-8-{[2-(methyloxy)ethyl]oxy}-3H-pyrazolo[3,4-c]isoquinolin-5-yl)phenol	
168	2-chloro-4-[9-ethyl-1-methyl-8-(methyloxy)-3H-pyrazolo[3,4-c]isoquinolin-5-yl]phenol	
169	2-chloro-4-(6,9-difluoro-1-methyl-8-{[(1-methylpiperidin-4-yl)methyl]oxy}-3H-pyrazolo[3,4-c]isoquinolin-5-yl)phenol	
170	5-(3-chloro-4-hydroxyphenyl)-8-fluoro-1-methyl-7-(methyloxy)-3H-pyrazolo[3,4-c]isoquinolin-6-ol	



Table 3

Entry	Name	Structure
171	2-chloro-4-(6-fluoro-1-methyl-7-(methyloxy)-8-{[(1-methylpiperidin-4-yl)methyl]oxy}-3H-pyrazolo[3,4-c]isoquinolin-5-yl)phenol	
172	2-chloro-4-(6-fluoro-1-methyl-8,9-bis{[2-(methyloxy)ethyl]oxy}-3H-pyrazolo[3,4-c]isoquinolin-5-yl)phenol	
173	5-[3-chloro-4-(methyloxy)phenyl]-6-fluoro-1-methyl-7-(methyloxy)-8-{[(1-methylpiperidin-4-yl)methyl]oxy}-3H-pyrazolo[3,4-c]isoquinoline	
174	5-[3-chloro-4-(methyloxy)phenyl]-8-fluoro-1-methyl-7-(methyloxy)-3H-pyrazolo[3,4-c]isoquinolin-6-ol	
175	5-[3-chloro-4-(methyloxy)phenyl]-1-methyl-7,8-bis(methyloxy)-3H-pyrazolo[3,4-c]isoquinoline	

Table 3

Entry	Name	Structure
176	2-chloro-4-{6-fluoro-1-methyl-7-(methyloxy)-8-[(2-piperidin-1-ylethyl)oxy]-3H-pyrazolo[3,4-c]isoquinolin-5-yl}phenol	
177	2-chloro-4-[8-{[2-(4-ethylpiperazin-1-yl)ethyl]oxy}-6-fluoro-1-methyl-7-(methyloxy)-3H-pyrazolo[3,4-c]isoquinolin-5-yl]phenol	
178	2-chloro-4-[8-{[2-(diethylamino)ethyl]oxy}-6-fluoro-1-methyl-7-(methyloxy)-3H-pyrazolo[3,4-c]isoquinolin-5-yl]phenol	
179	2-chloro-4-(6-fluoro-1-methyl-7-(methyloxy)-8-{[2-(methyloxy)ethyl]oxy}-3H-pyrazolo[3,4-c]isoquinolin-5-yl)phenol	
180	6,9-difluoro-5-furan-3-yl-1-methyl-3H-pyrazolo[3,4-c]isoquinolin-8-ol	
181	6,9-difluoro-5-furan-2-yl-1-methyl-3H-pyrazolo[3,4-c]isoquinolin-8-ol	

Table 3

Entry	Name	Structure
182	2-chloro-4-(6-fluoro-1-methyl-9-(methoxy)-8-{[(1-methylpiperidin-4-yl)methyl]oxy}-3H-pyrazolo[3,4-c]isoquinolin-5-yl)phenol	
183	2-bromo-4-(6-fluoro-1-methyl-9-(methoxy)-8-{[(1-methylpiperidin-4-yl)methyl]oxy}-3H-pyrazolo[3,4-c]isoquinolin-5-yl)phenol	
184	2-chloro-5-fluoro-4-(6-fluoro-1-methyl-9-(methoxy)-8-{[(1-methylpiperidin-4-yl)methyl]oxy}-3H-pyrazolo[3,4-c]isoquinolin-5-yl)phenol	
185	4-(6-fluoro-1-methyl-9-(methoxy)-8-{[(1-methylpiperidin-4-yl)methyl]oxy}-3H-pyrazolo[3,4-c]isoquinolin-5-yl)-2-methylphenol	
186	2-chloro-4-{6,9-difluoro-1-methyl-8-[(2-piperidin-1-ylethyl)oxy]-3H-pyrazolo[3,4-c]isoquinolin-5-yl}phenol	
187	2-chloro-4-(8-{[2-(4-ethylpiperazin-1-yl)ethyl]oxy}-6,9-difluoro-1-methyl-3H-pyrazolo[3,4-c]isoquinolin-5-yl)phenol	

Table 3

Entry	Name	Structure
188	2-chloro-4-(8-([2-(diethylamino)ethyl]oxy)-6,9-difluoro-1-methyl-3H-pyrazolo[3,4-c]isoquinolin-5-yl)phenol	
189	4-(6,9-difluoro-8-hydroxy-1-methyl-3H-pyrazolo[3,4-c]isoquinolin-5-yl)-N-hydroxybenzenecarboximidamide	
190	3-(6,9-difluoro-8-hydroxy-1-methyl-3H-pyrazolo[3,4-c]isoquinolin-5-yl)-N-hydroxybenzenecarboximidamide	
191	6,9-difluoro-5-(1H-indol-5-yl)-1-methyl-3H-pyrazolo[3,4-c]isoquinolin-8-ol	
192	5-(1H-benzimidazol-6-yl)-6,9-difluoro-1-methyl-3H-pyrazolo[3,4-c]isoquinolin-8-ol	
193	5-(4-aminophenyl)-6,9-difluoro-1-methyl-3H-pyrazolo[3,4-c]isoquinolin-8-ol	

Table 3

Entry	Name	Structure
194	2-chloro-4-(6-fluoro-1-methyl-7-(methyloxy)-8-{[2-(4-methylpiperazin-1-yl)ethyl]oxy}-3H-pyrazolo[3,4-c]isoquinolin-5-yl)phenol	
195	5-(2-amino-1,3-thiazol-5-yl)-6,9-difluoro-1-methyl-3H-pyrazolo[3,4-c]isoquinolin-8-ol	
196	2-chloro-4-[8-{[2-(4-ethylpiperazin-1-yl)ethyl]oxy}-6-fluoro-1-methyl-9-(methyloxy)-3H-pyrazolo[3,4-c]isoquinolin-5-yl]phenol	
197	2-chloro-4-(6-fluoro-1-methyl-9-(methyloxy)-8-{[2-(4-methylpiperazin-1-yl)ethyl]oxy}-3H-pyrazolo[3,4-c]isoquinolin-5-yl)phenol	
198	5-(6-aminopyridin-3-yl)-6,9-difluoro-1-methyl-3H-pyrazolo[3,4-c]isoquinolin-8-ol	
199	5-(5-amino-2-thienyl)-6,9-difluoro-1-methyl-3H-pyrazolo[3,4-c]isoquinolin-8-ol	

Table 3

Entry	Name	Structure
200	2-chloro-4-[8-{[3-(4-ethylpiperazin-1-yl)propyl]oxy}-6-fluoro-1-methyl-9-(methoxy)-3H-pyrazolo[3,4-c]isoquinolin-5-yl]phenol	
201	2-chloro-4-(6-fluoro-1-methyl-9-(methoxy)-8-{[3-(4-methylpiperazin-1-yl)propyl]oxy}-3H-pyrazolo[3,4-c]isoquinolin-5-yl)phenol	
202	6,9-difluoro-5-(1H-indol-6-yl)-1-methyl-3H-pyrazolo[3,4-c]isoquinolin-8-ol	
203	N-[5-(6,9-difluoro-8-hydroxy-1-methyl-3H-pyrazolo[3,4-c]isoquinolin-5-yl)-1,3-thiazol-2-yl]acetamide	
204	5-(3-chlorophenyl)-8-{[2-(4-ethylpiperazin-1-yl)ethyl]oxy}-6-fluoro-1-methyl-9-(methoxy)-3H-pyrazolo[3,4-c]isoquinoline	
205	5-(3-aminophenyl)-6,9-difluoro-1-methyl-3H-pyrazolo[3,4-c]isoquinolin-8-ol	

Table 3

Entry	Name	Structure
206	2-chloro-4-{6-fluoro-1-methyl-9-(methoxy)-8-[(2-morpholin-4-ylethyl)oxy]-3H-pyrazolo[3,4-c]isoquinolin-5-yl}phenol	
207	4-[8-({2-[butyl(ethyl)amino]ethyl}oxy)-6-fluoro-1-methyl-9-(methoxy)-3H-pyrazolo[3,4-c]isoquinolin-5-yl]-2-chlorophenol	
208	4-[8-{{[(2R)-2-amino-3-methylbutyl]oxy}-6-fluoro-1-methyl-9-(methoxy)-3H-pyrazolo[3,4-c]isoquinolin-5-yl}-2-chlorophenol	
209	2-chloro-4-(6-fluoro-1-methyl-9-(methoxy)-8-{[2-(1-methylpiperidin-4-yl)ethyl]oxy}-3H-pyrazolo[3,4-c]isoquinolin-5-yl)phenol	
210	2-chloro-4-[8-{{[(1-ethylpiperidin-4-yl)methyl]oxy}-6-fluoro-1-methyl-9-(methoxy)-3H-pyrazolo[3,4-c]isoquinolin-5-yl}phenol	
211	5-(2-amino-1,3-thiazol-4-yl)-6,9-difluoro-1-methyl-3H-pyrazolo[3,4-c]isoquinolin-8-ol	

Table 3

Entry	Name	Structure
212	5-(5-amino-1,3,4-thiadiazol-2-yl)-6,9-difluoro-1-methyl-3H-pyrazolo[3,4-c]isoquinolin-8-ol	
213	4-[8-{[(2R)-2-amino-3,3-dimethylbutyl]oxy}-6-fluoro-1-methyl-9-(methyloxy)-3H-pyrazolo[3,4-c]isoquinolin-5-yl]-2-chlorophenol	
214	2-chloro-4-[6-fluoro-1-methyl-9-(methyloxy)-8-({2-[4-(2-methylpropyl)piperazin-1-yl]ethyl}oxy)-3H-pyrazolo[3,4-c]isoquinolin-5-yl]phenol	
215	2-chloro-4-[8-{[2-(5-ethyl-2,5-diazabicyclo[2.2.1]hept-2-yl)ethyl]oxy}-6-fluoro-1-methyl-9-(methyloxy)-3H-pyrazolo[3,4-c]isoquinolin-5-yl]phenol	
216	2-chloro-4-[6-fluoro-1-methyl-8-({2-[4-(1-methylethyl)piperazin-1-yl]ethyl}oxy)-9-(methyloxy)-3H-pyrazolo[3,4-c]isoquinolin-5-yl]phenol	



Table 3

Entry	Name	Structure
217	4-[8-{[2-(3-amino-8-azabicyclo[3.2.1]oct-8-yl)ethyl]oxy}-6-fluoro-1-methyl-9-(methoxy)-3H-pyrazolo[3,4-c]isoquinolin-5-yl]-2-chlorophenol	
218	2-chloro-4-[8-{[2-(1-ethylpiperidin-4-yl)ethyl]oxy}-6-fluoro-1-methyl-9-(methoxy)-3H-pyrazolo[3,4-c]isoquinolin-5-yl]phenol	
219	2-chloro-4-[8-{[2-(diethylamino)ethyl]oxy}-6-fluoro-1-methyl-9-(methoxy)-3H-pyrazolo[3,4-c]isoquinolin-5-yl]phenol	
220	2-chloro-5-{6-fluoro-1-methyl-9-(methoxy)-8-[(2-pyrrolidin-1-ylethyl)oxy]-3H-pyrazolo[3,4-c]isoquinolin-5-yl}phenol	
221	6,9-difluoro-5-(2-imino-3-methyl-2,3-dihydro-1,3-thiazol-5-yl)-1-methyl-3H-pyrazolo[3,4-c]isoquinolin-8-ol	

Table 3

Entry	Name	Structure
222	6,9-difluoro-1-methyl-5-(1,3-thiazol-5-yl)-3H-pyrazolo[3,4-c]isoquinolin-8-ol	
223	2-chloro-4-[6-fluoro-1-methyl-8-[(8-methyl-8-azabicyclo[3.2.1]oct-3-yl)oxy]-9-(methyloxy)-3H-pyrazolo[3,4-c]isoquinolin-5-yl]phenol	
224	2-chloro-4-{6-fluoro-1-methyl-9-(methyloxy)-8-[(3-pyrrolidin-1-ylpropyl)oxy]-3H-pyrazolo[3,4-c]isoquinolin-5-yl}phenol	
225	2-chloro-4-{6-fluoro-1-methyl-9-(methyloxy)-8-[(3-piperidin-1-ylpropyl)oxy]-3H-pyrazolo[3,4-c]isoquinolin-5-yl}phenol	
226	2-chloro-4-{6-fluoro-1-methyl-9-(methyloxy)-8-[(3-morpholin-4-ylpropyl)oxy]-3H-pyrazolo[3,4-c]isoquinolin-5-yl}phenol	
227	2-chloro-4-[8-({2-[[2-(dimethylamino)ethyl](methylamino)ethyl]oxy}-6-fluoro-1-methyl-9-(methyloxy)-3H-pyrazolo[3,4-c]isoquinolin-5-yl}phenol	

Table 3

Entry	Name	Structure
228	2-chloro-4-[8-({2-[[2-(diethylamino)ethyl](methylamino)ethyl]oxy}-6-fluoro-1-methyl-9-(methoxy)-3H-pyrazolo[3,4-c]isoquinolin-5-yl]phenol	
229	2-chloro-4-[8-({2-[[2-(dimethylamino)ethyl](ethylamino)ethyl]oxy}-6-fluoro-1-methyl-9-(methoxy)-3H-pyrazolo[3,4-c]isoquinolin-5-yl]phenol	
230	4-[8-[(2-{bis[3-(dimethylamino)propyl]amino}ethyl)oxy]-6-fluoro-1-methyl-9-(methoxy)-3H-pyrazolo[3,4-c]isoquinolin-5-yl]-2-chlorophenol	
231	2-chloro-4-[6-fluoro-1-methyl-8-({2-[methyl(1-methylpyrrolidin-3-yl)amino]ethyl}oxy)-9-(methoxy)-3H-pyrazolo[3,4-c]isoquinolin-5-yl]phenol	
232	2-chloro-4-[6-fluoro-1-methyl-9-(methoxy)-8-[(2-{(2S)-2-[(methoxy)methyl]pyrrolidin-1-yl}ethyl)oxy]-3H-pyrazolo[3,4-c]isoquinolin-5-yl]phenol	

Table 3

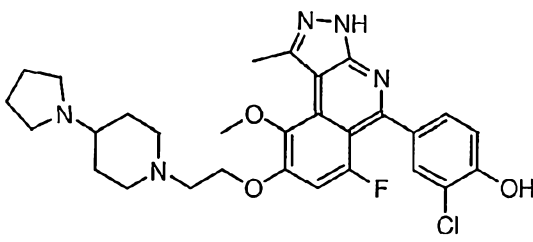
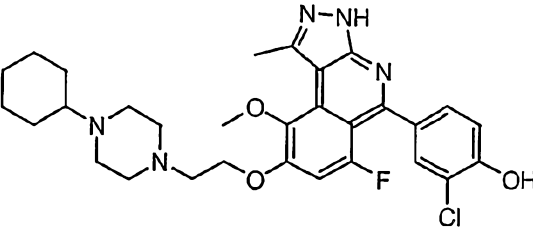
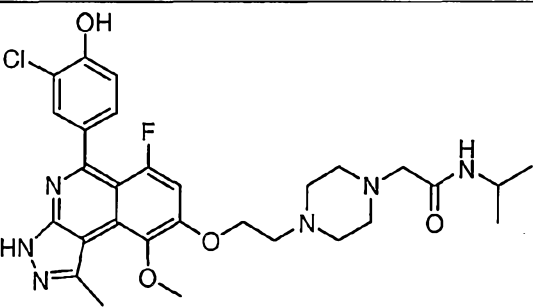
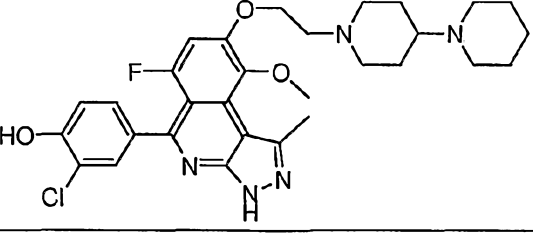
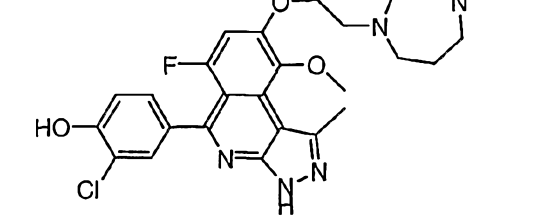
Entry	Name	Structure
233	2-chloro-4-(6-fluoro-1-methyl-9-(methyloxy)-8-([2-(4-pyrrolidin-1-yl)piperidin-1-yl)ethyl]oxy)-3H-pyrazolo[3,4-c]isoquinolin-5-yl)phenol	
234	2-chloro-4-[8-([2-(4-cyclohexylpiperazin-1-yl)ethyl]oxy)-6-fluoro-1-methyl-9-(methyloxy)-3H-pyrazolo[3,4-c]isoquinolin-5-yl]phenol	
235	2-[4-(2-([5-(3-chloro-4-hydroxyphenyl)-6-fluoro-1-methyl-9-(methyloxy)-3H-pyrazolo[3,4-c]isoquinolin-8-yl]oxy)ethyl)piperazin-1-yl]-N-(1-methylethyl)acetamide	
236	4-[8-([2-(1,4'-bipiperidin-1'-yl)ethyl]oxy)-6-fluoro-1-methyl-9-(methyloxy)-3H-pyrazolo[3,4-c]isoquinolin-5-yl]-2-chlorophenol	
237	2-chloro-4-[6-fluoro-1-methyl-8-([2-(4-methyl-1,4-diazepan-1-yl)ethyl]oxy)-9-(methyloxy)-3H-pyrazolo[3,4-c]isoquinolin-5-yl]phenol	

Table 3

Entry	Name	Structure
238	2-chloro-4-(6-fluoro-1-methyl-9-(methyloxy)-8-{{2-(4-pyridin-2-yl)piperazin-1-yl}ethyl}oxy)-3H-pyrazolo[3,4-c]isoquinolin-5-yl}phenol	
239	2-chloro-4-[8-{{2-(2,6-dimethylmorpholin-4-yl)ethyl}oxy}-6-fluoro-1-methyl-9-(methyloxy)-3H-pyrazolo[3,4-c]isoquinolin-5-yl}phenol	
240	2-chloro-4-{{6-fluoro-1-methyl-9-(methyloxy)-8-{{2-(thiomorpholin-4-yl)ethyl}oxy}-3H-pyrazolo[3,4-c]isoquinolin-5-yl}}phenol	
241	2-chloro-4-[8-{{2-(2,6-dimethylpiperidin-1-yl)ethyl}oxy}-6-fluoro-1-methyl-9-(methyloxy)-3H-pyrazolo[3,4-c]isoquinolin-5-yl}phenol	
242	2-chloro-4-(6-fluoro-1-methyl-9-(methyloxy)-8-{{2-(octahydroquinolin-1(2H)-yl)ethyl}oxy}-3H-pyrazolo[3,4-c]isoquinolin-5-yl}phenol	

2004259012 21 Jan 2011

Table 3

Entry	Name	Structure
243	4-[8-({2-[bis(1-methylethyl)amino]ethyl}oxy)-6-fluoro-1-methyl-9-(methyloxy)-3H-pyrazolo[3,4-c]isoquinolin-5-yl]-2-chlorophenol	
244	4-[8-[(2-{bis[2-(methyloxy)ethyl]amino}ethyl)oxy]-6-fluoro-1-methyl-9-(methyloxy)-3H-pyrazolo[3,4-c]isoquinolin-5-yl]-2-chlorophenol	
245	2-chloro-4-{6-fluoro-1-methyl-9-(methyloxy)-8-[(2-piperidin-1-ylethyl)oxy]-3H-pyrazolo[3,4-c]isoquinolin-5-yl}phenol	
246	6,9-difluoro-1-methyl-5-(1-oxidopyridin-4-yl)-3H-pyrazolo[3,4-c]isoquinolin-8-ol	

22. A pharmaceutical composition comprising the compound according to any one of  
5 claims 1 to 21 and a pharmaceutically acceptable carrier.

2004259012 21 Jan 2011

23. A method of modulating the *in vivo* activity of a kinase comprising administering to a subject an effective amount of the compound according to any one of claims 1 to 21 or a pharmaceutical composition of claim 22.

5 24. The method according to claim 23, wherein the kinase is ALK.

25. The method according to claim 24, wherein modulating the *in vivo* activity of ALK comprises inhibition of ALK.

10 26. A method of treating diseases or disorders associated with uncontrolled, abnormal, and/or unwanted cellular activities comprising administering to a subject an effective amount of the compound according to any one of claims 1 to 21 or a pharmaceutical composition of claim 22.

15 27. A method of screening for modulators of ALK, the method comprising combining a compound according to any one of claims 1 to 21, and at least one candidate agent and determining the effect of the candidate agent on the ALK activity.

20 28. A cell proliferation inhibitor comprising a compound according any one of claims 1 to 21.

25 29. Use of the compound according to any one of claims 1 to 21 or the pharmaceutical composition according to claim 22 in the manufacture of a medicament for modulating the *in vivo* activity of a kinase.

30. The use according to claim 29, wherein the kinase is ALK.

31. Use of a compound according to any one of claims 1 to 21 or the pharmaceutical composition according to claim 22 in the manufacture of a medicament for treating diseases or disorders associated with uncontrolled, abnormal, and/or unwanted cellular activities.

2004259012 21 Jan 2011

32. A compound according to claim 1 or claim 20, a pharmaceutical composition  
according to claim 22, a method according to any one of claims 23, 26 and 27, a cell  
proliferation inhibitor according to claim 28 or a use according to claim 29 or claim 31,  
5 substantially as hereinbefore described or exemplified.



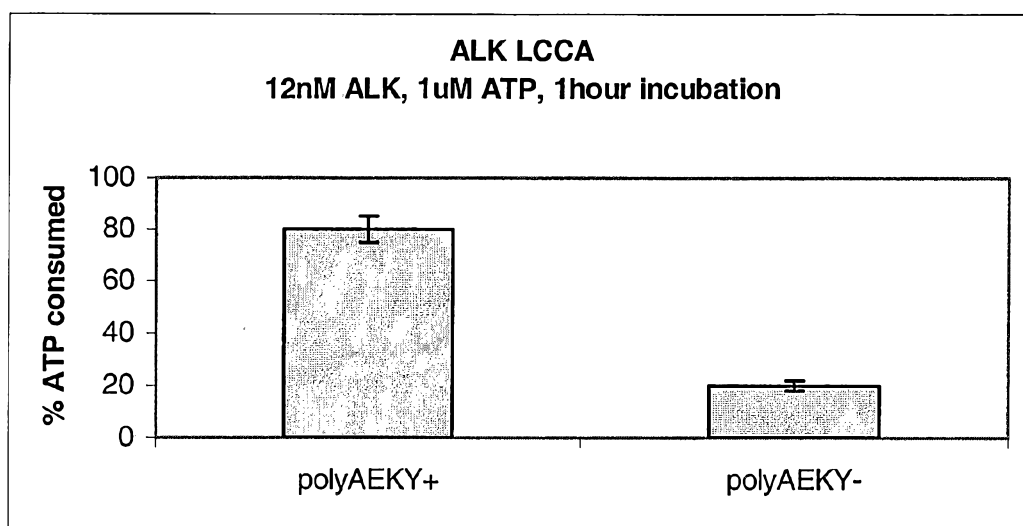


FIG. 1

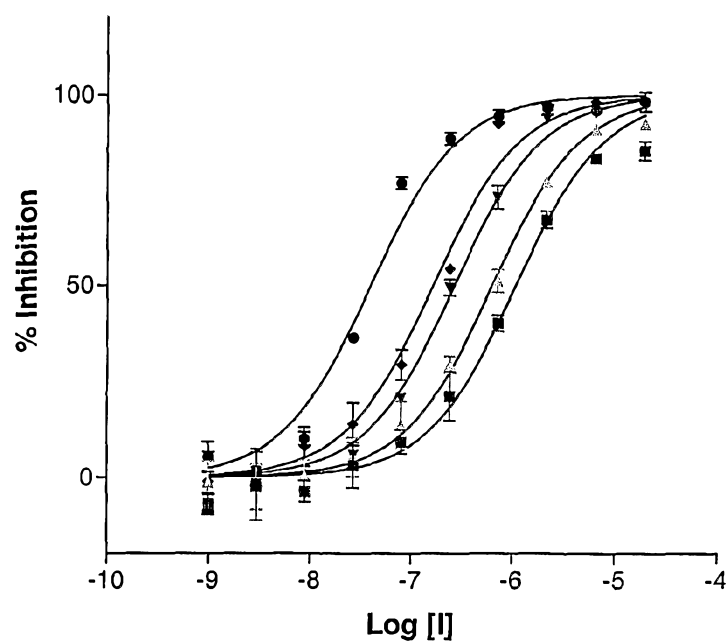


FIG. 2