A. GIMBUT.

NAILLESS HORSESHOE.

APPLICATION FILED SEPT. 5, 1908.

905,690. Patented Dec. 1, 1908.

Fig 1

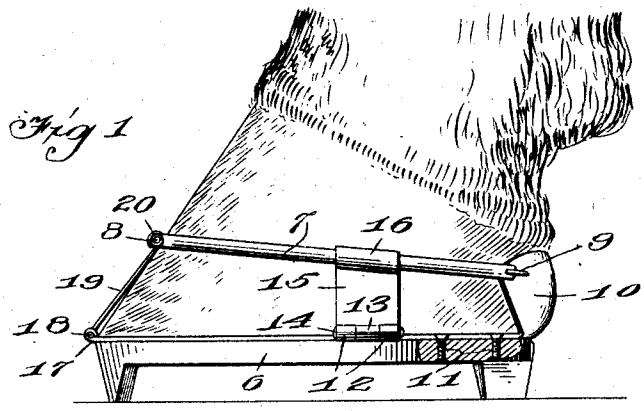

Fig 2

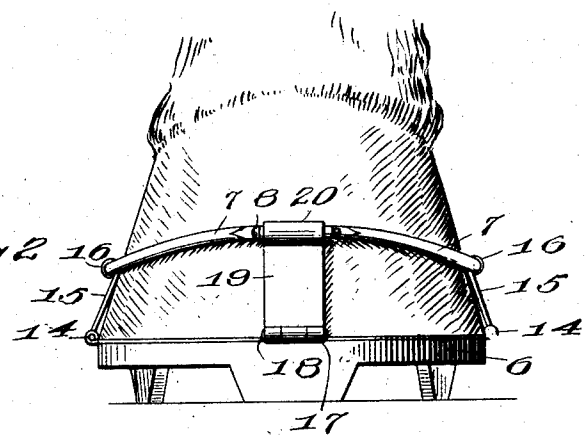

Fig. 3



Inventor

A. Gimbut.

Witnesses

Geo L Thorn

Arthur Mosley

By Geo. E. Tew

Attorney

THE NORRIS PETERS CO., WASHINGTON, D. C.

UNITED STATES PATENT OFFICE.

ADAM GIMBUT, OF CHICAGO, ILLINOIS.

NAILLESS HORSESHOE.

No. 905,690. Specification of Letters Patent. Patented Dec. 1, 1908.

Application filed September 5, 1908. Serial No. 451,821.

To all whom it may concern:

Be it known that I, ADAM GIMBUT, citizen of the United States, residing at Chicago, in the county of Cook and State of Illinois, have invented certain new and useful Improvements in Nailless Horseshoes, of which the following is a specification.

This invention relates to nailless horse shoes, and has for its object to provide improved means whereby a shoe may be quickly and securely attached to the hoof, or detached therefrom, and which will firmly hold the shoe when attached.

The advantages and details of the invention will more fully appear from the following description when read in connection with the accompanying drawings in which—

Figure 1 is a side elevation of the device; Fig. 2 is a front elevation thereof; Fig. 3 is a rear elevation.

Referring specifically to the drawings, 6 indicates the shoe proper. The fastening devices include a band or rod 7, made in two sections which are connected at the front by a screw 8 which engages in suitable ears formed at the adjacent ends of the sections of the band. The rear ends of the band are connected by double hooks 9 to wings 10 projecting upwardly from the shoe and shaped to engage behind the heels of the hoof. The hooks are passed through holes in the ends of the band and in the wings. The wings form continuations of plates 10^a formed of sheet metal and shaped to fit along and upon the upper surface of the shoe to which they are fastened by screws 11 or other suitable devices. At the outer edge each strip or plate is formed with knuckles 12 to act as part of a hinge which is completed by a knuckle 13 and a pin 14, the knuckle 13 being formed at the lower edge of a leaf or plate 15 which is provided at the top with a hook or curl 16 shaped to engage over the rod sections 7. This forms a hinged connection between the shoe and the rod sections, located in each side of the hoof. At the front a similar hinge plate 17 is fastened to the toe of the shoe and is connected by a hinge joint at 18 with a leaf or plate 19 which has a hook or curl 20 engaging over the screw 8, whereby the toe of the shoe is held to the hoof.

The hinge plates being fastened to the shoe as above indicated, the shoe is placed on the hoofs, and the band sections 7 are swung in upon the hoofs and tightened by the screw 8 forming a clamp to hold the shoe on the hoof. The shoe may be readily released by taking out the screw 8, and in consequence of the hinge connection the band sections may be swung out or open, permitting the shoe to drop from the hoof. This may be very quickly done and the shoe readily attached or detached without the assistance of any tools other than a screw driver. The shoes can thus be worn whenever desired and removed when the animal is in the stable or pasture, if desired. The arrangement causes no objectionable strain on any part of the foot and by reason of the wings at the back the hoof is prevented from working backwardly, said wings being supported not only by the shoe but also by the band which extends around the hoof.

I claim:

The combination with a shoe, of plates attached to the top thereof and formed with upwardly projecting wings at the heels, a sectional rod having a flexible connection with said wings, permitting the sections to be swung laterally with respect to the hoof, hinged connections at the sides between said plates and rod, a screw connecting the front ends of the rod sections, and a plate fastened to the front of the shoe and having a plate hinged thereto and hooked at its upper end around the screw.

In testimony whereof, I affix my signature in presence of two witnesses.

ADAM GIMBUT.

Witnesses:

STANLEY RADOWIZ,

H. G. BATCHELOR.