



US00D808840S

(12) **United States Design Patent**
Valzan

(10) **Patent No.:** **US D808,840 S**

(45) **Date of Patent:** **** Jan. 30, 2018**

- (54) **DIAL**
- (71) Applicant: **HARRY WINSTON SA,**
Plan-les-Ouates (CH)
- (72) Inventor: **Sophie Valzan,** Genève (CH)
- (73) Assignee: **Harry Winston SA,** Plan-les-Ouates
(CH)
- (**) Term: **15 Years**
- (21) Appl. No.: **29/576,787**
- (22) Filed: **Sep. 7, 2016**

D562,704 S *	2/2008	Lalo	D10/32
D621,736 S *	8/2010	Duport	D10/126
D638,734 S *	5/2011	Cole	D10/126
D725,526 S *	3/2015	Graff	D10/126
D729,679 S *	5/2015	Graff	D10/126

(30) **Foreign Application Priority Data**

Mar. 7, 2016 (WO) DM/089 749

- (51) **LOC (11) CL.** **10-07**
- (52) **U.S. Cl.**
USPC **D10/126**

- (58) **Field of Classification Search**
USPC D10/1-39, 122-132; D11/224, 225;
D23/261; D8/1
CPC G04B 17/00; G04B 17/02; G04B 17/005;
G04B 17/285; G04B 37/00; G04B 37/00;
G04B 37/0058; G04B 45/00; G04B
45/02; G04B 45/038; G04B 45/0069;
G04B 45/0076; G04B 29/00
See application file for complete search history.

(56) **References Cited**

U.S. PATENT DOCUMENTS

D40,695 S *	5/1910	Bissig	D10/33
D149,569 S *	5/1948	Lederer	D11/43
D150,284 S *	7/1948	Arpels	D10/39
5,586,089 A *	12/1996	McGarvey	G04B 45/0007 368/223

OTHER PUBLICATIONS

Pixabay, Stock Photo of Roof Shingle Pattern, Mar. 2015, Pixabay.com, available on Archive.org as early as Mar. 2 2015, retrieved Sep. 14, 2017 from <URL:https://web.archive.org/web/20150302100155/https://pixabay.com/en/roof-shingle-pattern-green-yellow-374892/> <url:https: pixabay.com="" en="" roof-shingle-pattern-green-yellow-374892="" <url: https:> (Year: 2015)*

* cited by examiner

Primary Examiner — Sheryl Lane

Assistant Examiner — Calvin E Vansant

(74) *Attorney, Agent, or Firm* — Blank Rome LLP

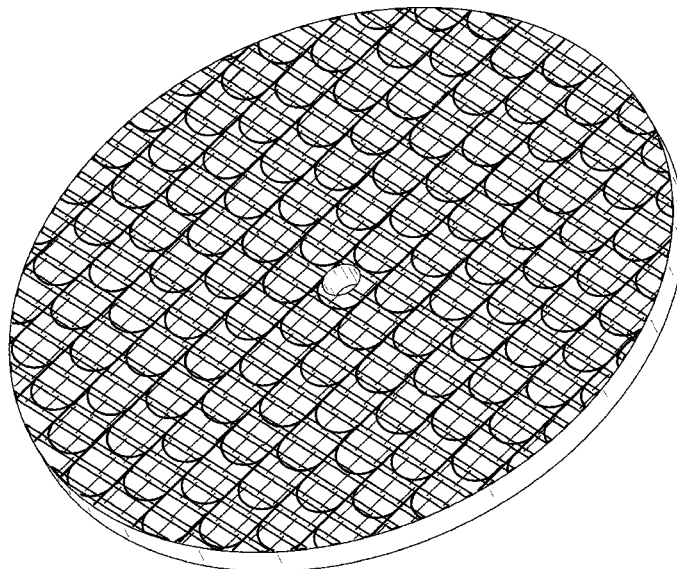
(57) **CLAIM**

The ornamental design for a dial, as shown.

DESCRIPTION

FIG. 1 is a front right perspective view of a dial showing my new design;
FIG. 2 is a front view thereof;
FIG. 3 is a rear view thereof;
FIG. 4 is a left side view thereof;
FIG. 5 is a right side view thereof;
FIG. 6 is a top view thereof;
FIG. 7 is a bottom view thereof; and,
FIG. 8 is a rear left perspective view thereof.

1 Claim, 5 Drawing Sheets



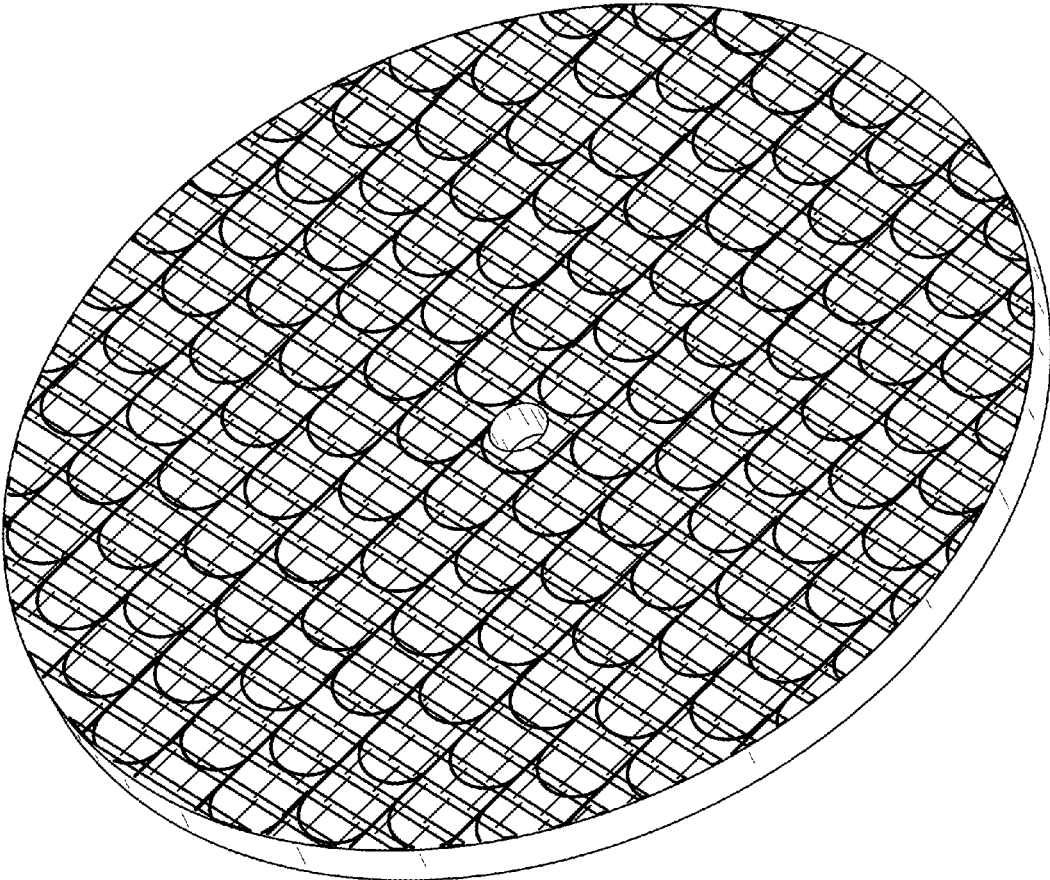


FIG. 1

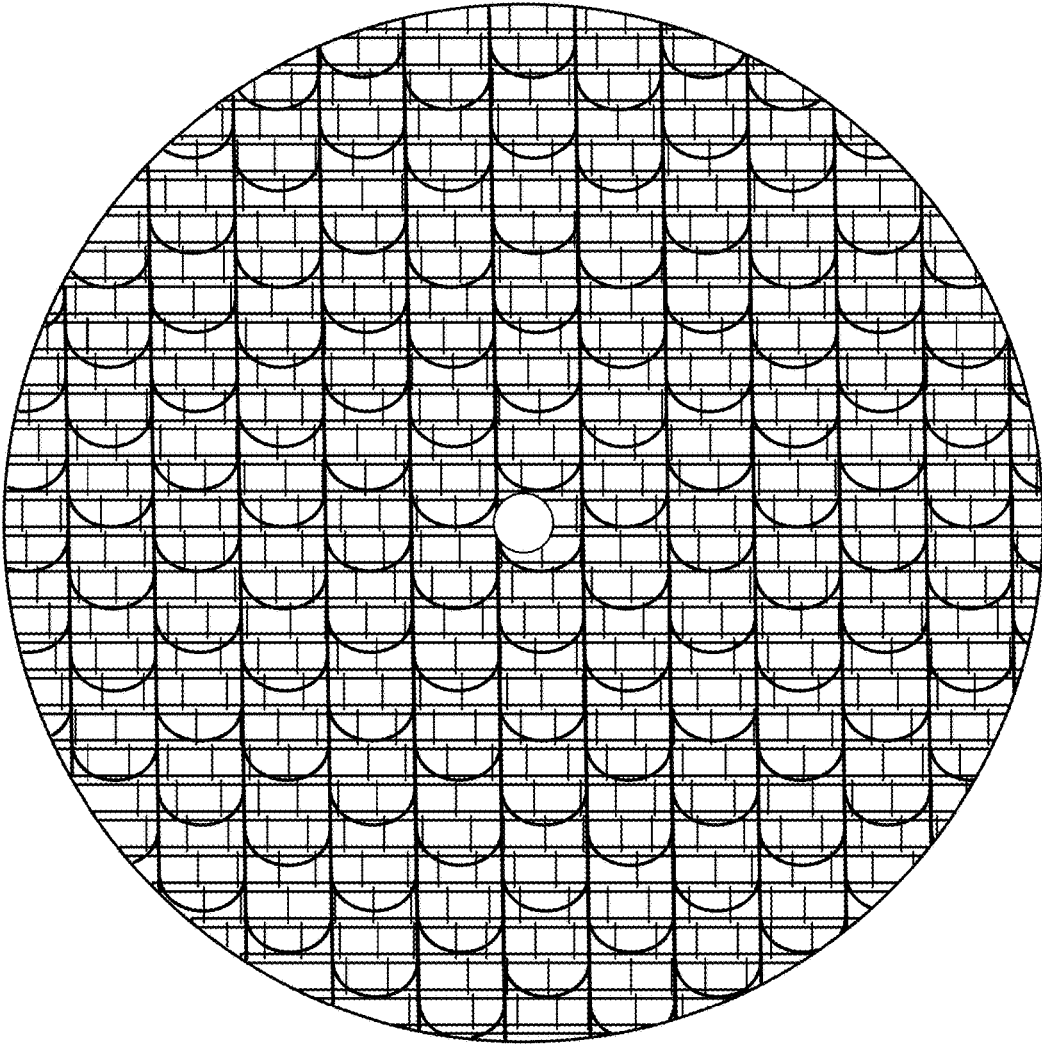


FIG. 2

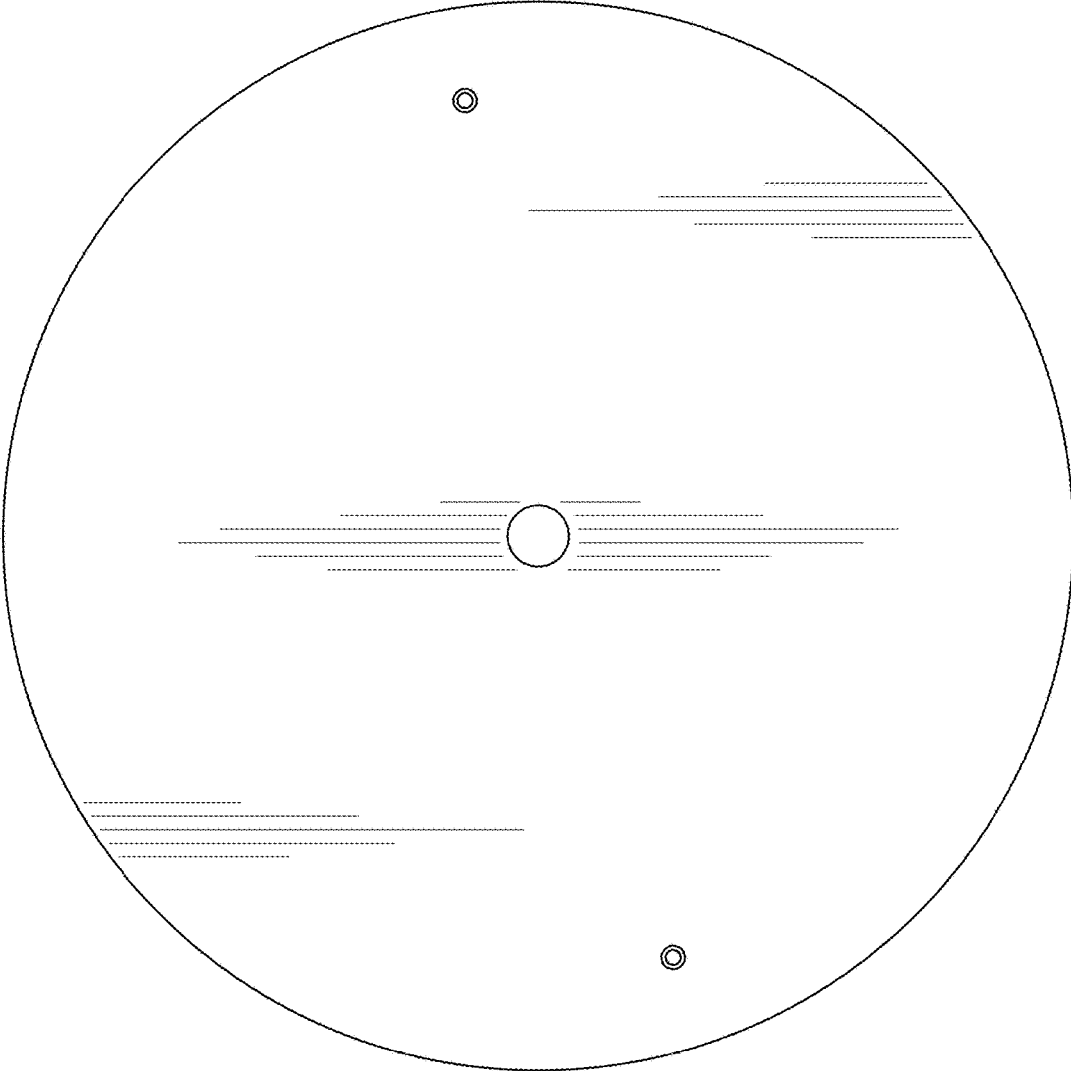


FIG. 3




FIG. 4




FIG. 5

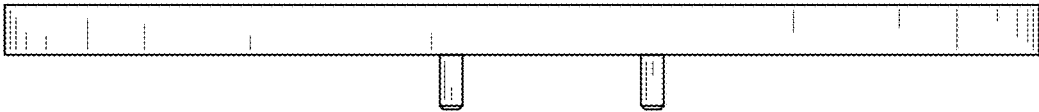


FIG. 6




FIG. 7

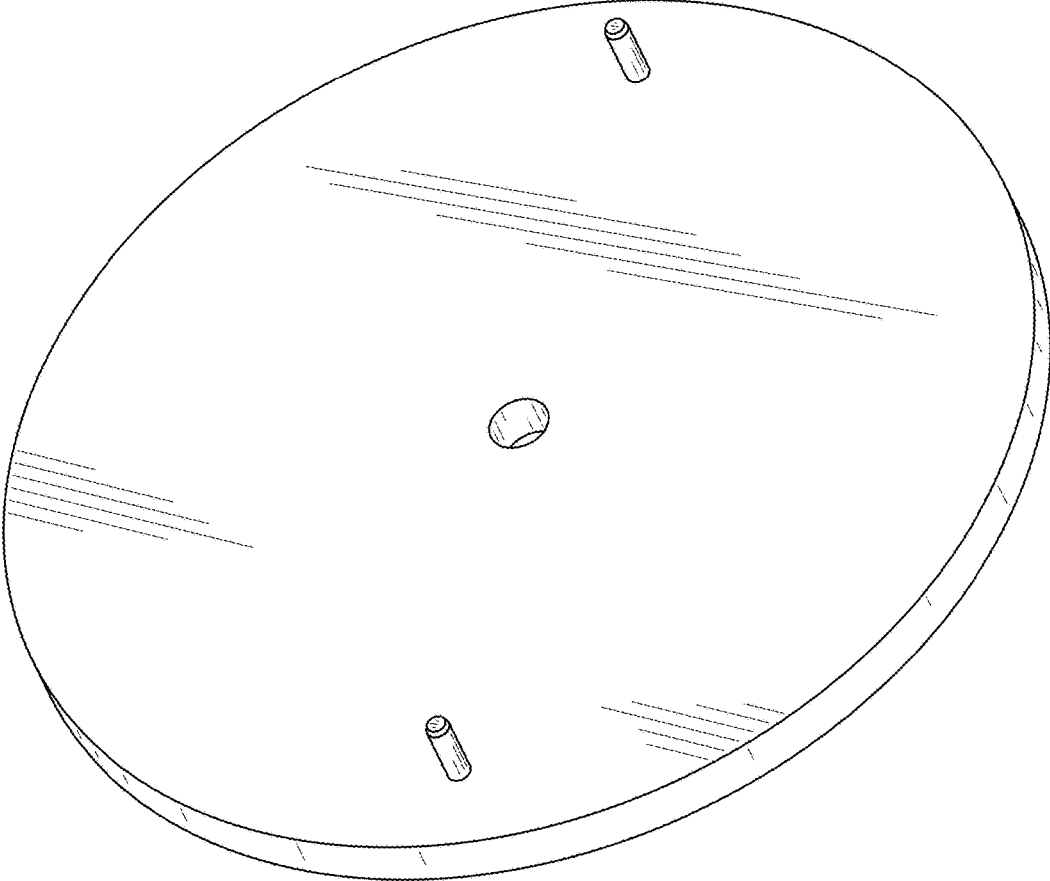


FIG. 8