



US00D456850S

(12) **United States Design Patent**
Fallon

(10) **Patent No.:** **US D456,850 S**

(45) **Date of Patent:** **** May 7, 2002**

- (54) **NEON SIGN**
- (75) **Inventor:** **Timothy Ross Fallon**, Boiling Springs, SC (US)
- (73) **Assignee:** **Fallon Luminous Products**, Spartanburg, SC (US)
- (**) **Term:** **14 Years**

4,169,327 A	10/1979	Stilling	40/549
4,201,003 A	5/1980	Witt	40/545
4,852,285 A	8/1989	Kimoto	40/542
5,267,404 A	12/1993	Kizy	40/545
5,493,804 A	2/1996	Lo	40/545
5,533,286 A	7/1996	Fallon et al.	40/545
5,536,558 A	7/1996	Shelton	40/541 X
5,579,598 A	12/1996	Fallon et al.	40/545

FOREIGN PATENT DOCUMENTS

- (21) **Appl. No.:** **29/128,356**
- (22) **Filed:** **Aug. 23, 2000**

GB	403541	12/1933	40/130
----	--------	---------------	--------

* cited by examiner

- (51) **LOC (7) Cl.** **19-08**
- (52) **U.S. Cl.** **D20/10**
- (58) **Field of Search** D20/10, 12, 40, D20/42; 362/811, 812; 40/538, 540-553, 564, 572, 574, 575, 584, 611, 612

Primary Examiner—Marcus A. Jackson
 (74) *Attorney, Agent, or Firm*—Oscar A. Towler, III; Nexsen Pruet Jacobs & Pollard, LLC

(57) **CLAIM**

The ornamental design for a neon sign, as shown and described.

(56) **References Cited**

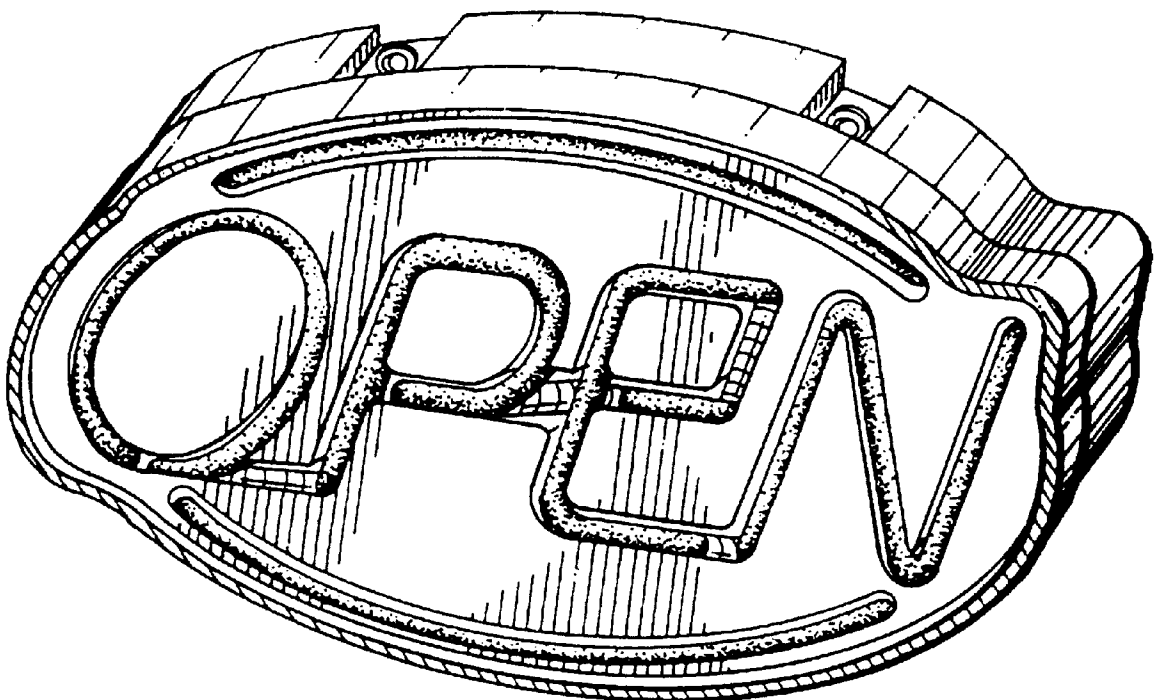
U.S. PATENT DOCUMENTS

1,570,980 A	*	1/1926	Wiegand	40/130
1,872,428 A		8/1932	Drury	
1,917,956 A		7/1933	Earley	
2,095,291 A		10/1937	Schneider	40/130
2,302,667 A		11/1942	Duncan	40/545
D161,715 S	*	1/1951	Siegel et al.	D20/10
D162,354 S		3/1951	Smith	D20/10
D162,355 S		3/1951	Smith	D20/10
D162,637 S		3/1951	Ernst	D20/42
2,556,779 A		6/1951	Ross	40/545
3,056,221 A	*	10/1962	Brienza	40/545
D214,860 S		8/1969	Avila	D20/29

DESCRIPTION

FIG. 1 is a perspective view of a neon sign showing our new design;
 FIG. 2 is a front elevation view thereof;
 FIG. 3 is a rear elevation view thereof;
 FIG. 4 is a top plan view thereof;
 FIG. 5 is a bottom plan view thereof;
 FIG. 6 is a side elevation view thereof; and,
 FIG. 7 is the opposite side elevation thereof.

1 Claim, 2 Drawing Sheets



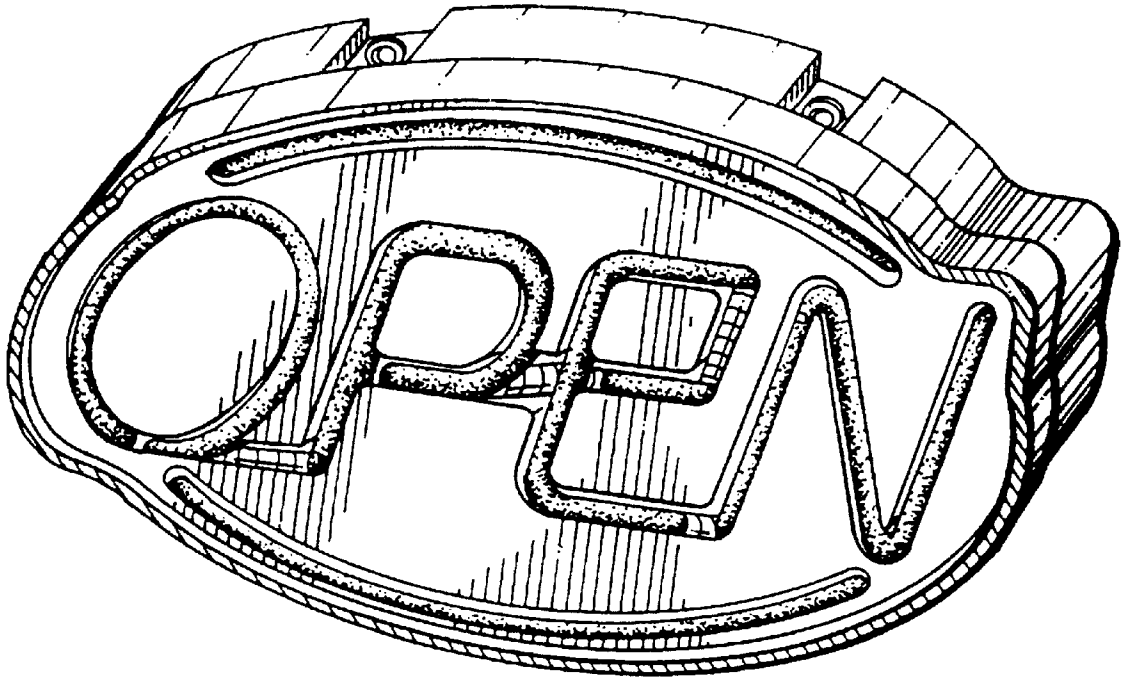


FIG. 1




FIG. 2

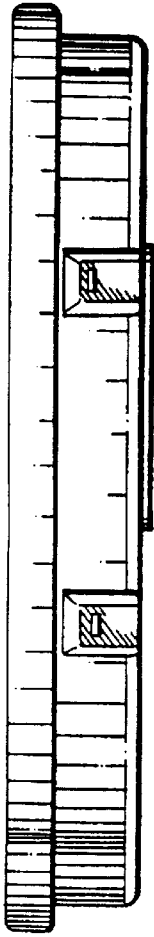


FIG. 4

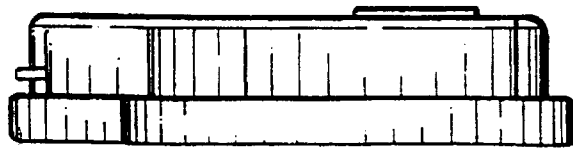


FIG. 6

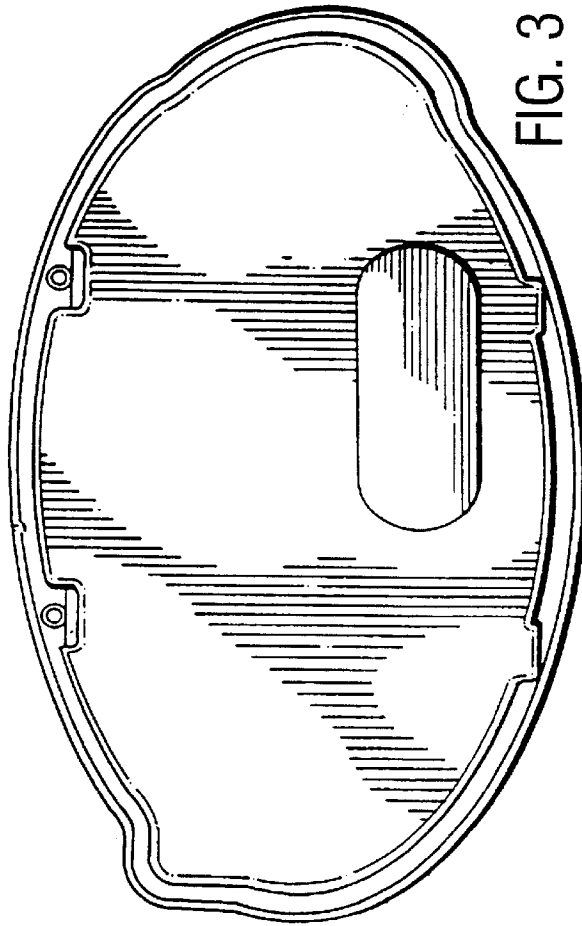


FIG. 3

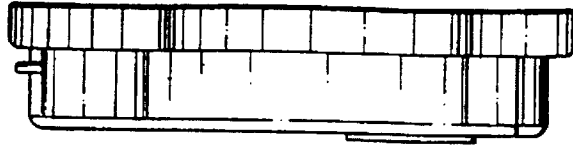


FIG. 7

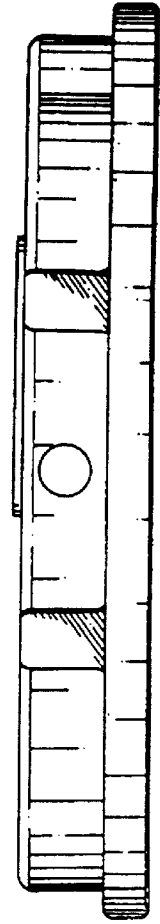


FIG. 5