

A. G. IRVING.
BED-BOTTOM.

No. 182,445.

Patented Sept. 19, 1876.

Fig. 1.

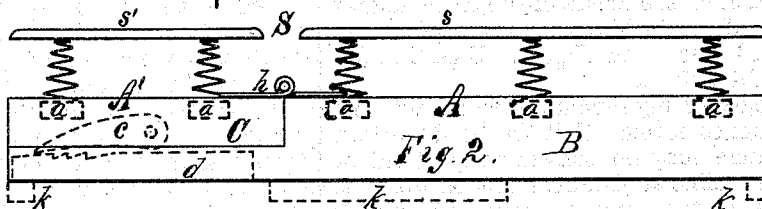
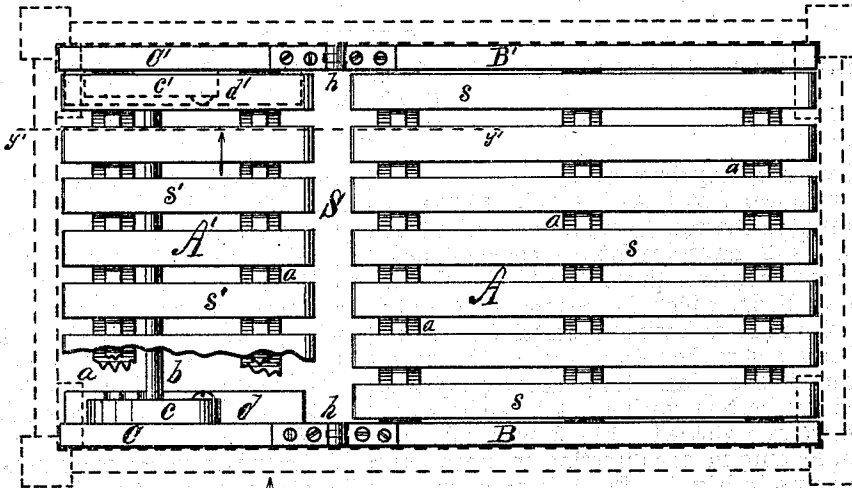


Fig. 3.

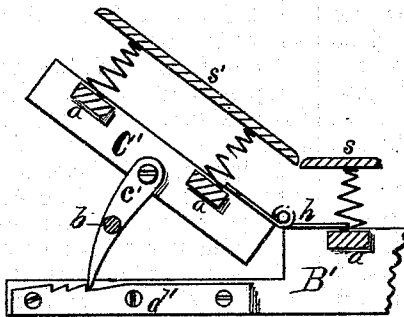


Fig. 4.

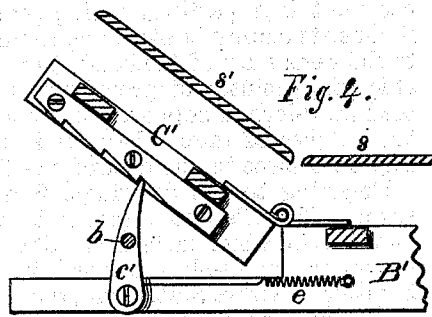
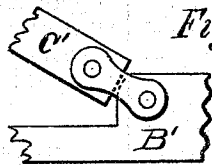


Fig. 5.



Witnesses:

W. L. Palmer
John C. Burns

Inventor:

A. G. Irving.
by E. B. Whitmore, Atty.

UNITED STATES PATENT OFFICE.

ALBERT G. IRVING, OF ROCHESTER, NEW YORK.

IMPROVEMENT IN BED-BOTTOMS.

Specification forming part of Letters Patent No. 182,445, dated September 19, 1876; application filed May 25, 1876.

To all whom it may concern:

Be it known that I, ALBERT G. IRVING, of Rochester, in the county of Monroe and State of New York, have invented a new and useful Improvement in Adjustable or Tilting Head-Pieces of Beds, which improvement is fully set forth in the following specification, reference being had to the accompanying drawings.

Figure 1 is a plan view, showing my improved bed-bottom resting within some ordinary form of bedstead. Fig. 2 is a side elevation, looking in the direction indicated by the arrow *y* in Fig. 1. Fig. 3 is an elevation of a portion of the inside of the more distant side rail of the bed-bottom, sectioned along the dotted line *y'* in Fig. 1. Figs. 4 and 5 show modifications.

The object of my invention is to produce a bed-bottom so formed that the head portion of the same may be conveniently tilted or raised to incline at different angles with the remainder of the same, so as to support the occupant in a partially-sitting posture; and it consists mainly in attaching the head-piece to the remainder of the bed-bottom by a suitable hinge-joint, and providing it with pivoted pawl-legs or supports, which may rest in the notches of ratchet-bars, and sustain the said head-piece in any desired position.

Referring to the drawings, B and B' are strong side rails tied together by the cross-bars *a*, upon which latter rest suitable springs supporting longitudinal slats *s*. When placed in position within a bedstead, the side rails B and B' rest upon cleats *k*. The head-sills C and C' form part of the rails B and B', and are joined to the latter by hinges *h*. The slats *s* are cut across at S over the line of the hinges, leaving the shorter portions *s'*, as forming part of the head-piece A', the space S between the two being sufficiently wide to allow of the tilting of the head-piece. When the head-piece A' is dropped back horizontally, as shown in Figs. 1 and 2, the whole forms a con-

tinuous level bed-bottom ready to receive a tick or mattress.

To the inside of the head-sills C and C', the pawl-legs *c* and *c'* are pivoted, and are joined together by the rod *b*. The pointed ends of the said pawl-legs rest upon the ratchet-bars *d* and *d'*, and as the head-piece A' is tilted, they drop by their own weight into notches formed in the said ratchet-bars, and sustain the head-piece in any desired position. (Shown in Fig. 3.)

In manufacturing these bed-bottoms, I saw the pieces C and C' direct from the side rails B and B', and, the other parts being of simple construction, the whole can be produced at a small cost above that of an ordinary bed-bottom not possessing this advantage.

I have also experimented with the pawl-legs reversed, as shown in Fig. 4, in which case a spring, *e*, attached to the same, or some other contrivance, is necessary to raise the same against the ratchet-bars. I have also experimented successfully with the form of joint shown in Fig. 5.

This form of tilting head is equally well adapted to use on lounges and couches, and is invaluable as an attachment to a bed for the sick.

This form of bed-bottom I readily fit to any size or form of bedstead, by removing from said bedsteads the slats, cords, &c.

I claim as my invention—

In a spring bed-bottom, the combination of the frame B and B', hinged head-sections C and C', pawls *c* and *c'*, transverse slats *a*, supporting the springs, and the longitudinal slats *s* and *s'*, so arranged as to leave the space S between their inner ends, to allow the adjustment of the head-sections.

A. G. IRVING.

Witnesses:

E. B. WHITMORE,
WALTER F. NURSEY.