

(12) STANDARD PATENT
(19) AUSTRALIAN PATENT OFFICE

(11) Application No. **AU 2004213797 B2**

(54) Title
An expression cassette and vector for transient or stable expression of exogenous molecules

(51) International Patent Classification(s)
C12N 15/85 (2006.01) **C12N 5/02** (2006.01)
C07H 21/04 (2006.01)

(21) Application No: **2004213797** (22) Date of Filing: **2004.02.13**

(87) WIPO No: **WO04/074439**

(30) Priority Data

(31) Number (32) Date (33) Country
60/448,179 **2003.02.14** **US**

(43) Publication Date: **2004.09.02**

(44) Accepted Journal Date: **2009.09.17**

(71) Applicant(s)
Biogen Idec MA Inc.

(72) Inventor(s)
Prentice, Holly;Sisk, William P.

(74) Agent / Attorney
Cullen & Co, Level 26 239 George Street, Brisbane, QLD, 4000

(56) Related Art
US6309634
Genbank accession number U02454
US2002/0065213
Genbank accession number AY122059
BREWER, C.B, Meth. Cell. Biol., 1994, vol. 43, pages 233-245
Genbank accession number U75992
Genbank accession number U75991
THOMSEN, D. R., Proc. Natl. Acad. Sci., 1984, vol. 81, pages 659-663
Genbank accession number U02451
US6194176
US6423693
Genbank accession number AY122060

CORRECTED VERSION

(19) World Intellectual Property
Organization
International Bureau



(43) International Publication Date
2 September 2004 (02.09.2004)

PCT

(10) International Publication Number
WO 2004/074439 A3

(51) International Patent Classification⁷: **C12N 5/02**,
C07H 21/04

(21) International Application Number:
PCT/US2004/004407

(22) International Filing Date: 13 February 2004 (13.02.2004)

(25) Filing Language: English

(26) Publication Language: English

(30) Priority Data:
60/448,179 14 February 2003 (14.02.2003) US

(71) Applicant (for all designated States except US): **BIOGEN IDEC MA INC.** [US/US]; 14 Cambridge Center, Cambridge, MA 02142 (US).

(72) Inventors; and

(75) Inventors/Applicants (for US only): **SISK, William, P.** [US/US]; 280 Joseph Road, Boxborough, MA 01719 (US). **PRENTICE, Holly** [US/US]; 35 Nathan Lane, Carlisle, MA 01741 (US).

(74) Agent: **FRASER, Janis, K.**; Fish & Richardson, P.C., 225 Franklin Street, Boston, MA 02110-2804 (US).

(81) Designated States (unless otherwise indicated, for every kind of national protection available): AE, AG, AL, AM, AT, AU, AZ, BA, BB, BG, BR, BW, BY, BZ, CA, CH, CN, CO, CR, CU, CZ, DE, DK, DM, DZ, EC, EE, EG, ES, FI,

GB, GD, GE, GH, GM, HR, HU, ID, IL, IN, IS, JP, KE, KG, KP, KR, KZ, LC, LK, LR, LS, LT, LU, LV, MA, MD, MG, MK, MN, MW, MX, MZ, NA, NI, NO, NZ, OM, PG, PH, PL, PT, RO, RU, SC, SD, SE, SG, SK, SL, SY, TJ, TM, TN, TR, TT, TZ, UA, UG, US, UZ, VC, VN, YU, ZA, ZM, ZW.

(84) Designated States (unless otherwise indicated, for every kind of regional protection available): ARIPO (BW, GH, GM, KE, LS, MW, MZ, SD, SL, SZ, TZ, UG, ZM, ZW), Eurasian (AM, AZ, BY, KG, KZ, MD, RU, TJ, TM), European (AT, BE, BG, CH, CY, CZ, DE, DK, EE, ES, FI, FR, GB, GR, HU, IE, IT, LU, MC, NL, PT, RO, SE, SI, SK, TR), OAPI (BF, BJ, CF, CG, CI, CM, GA, GN, GQ, GW, ML, MR, NE, SN, TD, TG).

Published:

— with international search report

(88) Date of publication of the international search report:
28 October 2004

(48) Date of publication of this corrected version:
23 December 2004

(15) Information about Correction:

see PCT Gazette No. 52/2004 of 23 December 2004, Section II

For two-letter codes and other abbreviations, refer to the "Guidance Notes on Codes and Abbreviations" appearing at the beginning of each regular issue of the PCT Gazette.

(54) Title: AN EXPRESSION CASSETTE AND VECTOR FOR TRANSIENT OR STABLE EXPRESSION OF EXOGENOUS MOLECULES

(57) Abstract: The disclosure provides an expression cassette and a vector comprising the cassette for expression of a polynucleotide. The expression cassette includes a promoter/enhancer, an intervening region, and a polyadenylation signal domain. Expression systems and methods of using the expression cassette and vector are also provided.



WO 2004/074439 A3

AN EXPRESSION CASSETTE AND VECTOR FOR TRANSIENT OR STABLE EXPRESSION OF EXOGENOUS MOLECULES

TECHNICAL FIELD

[0001] This invention relates to expression vectors and expression cassettes, and more particularly to methods, compositions, and systems for expression of an exogenous molecule in an organism.

BACKGROUND

[0002] The introduction of nucleic acid molecules, polypeptide, peptides, and small molecules into target cells and tissues is being used both as a therapeutic delivery system as well as in the production of therapeutic molecules *in vitro*. The applicability of this approach has increased with the further understanding of host cells and the molecular biology of cell division, differentiation, and expression mechanisms.

SUMMARY

[0003] It has been discovered that transcription driven by a CMV promoter and terminated by a polyA domain from a variant human growth hormone (hGHv) gene is more efficient than other expression vectors lacking one or the other or both such elements. Therefore, the invention provides an expression cassette and an expression vector useful in the expression of polynucleotides of interest. The expression cassette of the invention includes a combination of regulatory elements that provide efficient transcription, efficient transcription termination, and increased mRNA stability of transcribed products. In one embodiment, the expression cassette includes a human cytomegalovirus promoter/enhancer, a cloning site or polynucleotide of

interest, and a hGHv polyadenylation signal domain. Optionally a variable length intervening sequence may be present.

[0004] The invention provides an expression cassette that includes a human CMV immediate early 1 (hCMV IE1) promoter/enhancer region, a polynucleotide of interest, and a variant human growth hormone (hGHv) polyA signal domain or variant thereof. The polyA signal variant is at least 100 nucleotides in length and contains the sequence AATAAA, and is at least 92% identical to a hGH polyA signal domain.

[0005] The invention further provides an expression vector that includes an expression cassette of the invention as well as host cells containing a expression cassette or expression vector of the invention.

[0006] The invention further provides an expression cassette that includes a human CMV immediate early 1 (hCMV IE1) promoter/enhancer region, a variable length intervening sequence (VLIVS) comprising a splice donor and splice acceptor site, a polynucleotide of interest, and a variant human growth hormone (hGHv) polyA signal domain or variant thereof. The polyA signal domain or variant thereof is at least 100 nucleotides in length and contains the sequence AATAAA and is at least 92% identical to a hGHv polyA signal domain.

[0007] The invention also provides an expression vector that includes a human CMV immediate early 1 (hCMV IE1) promoter/enhancer region, a variable length intervening sequence (VLIVS) comprising a splice donor site and a splice acceptor site, a cloning site, a hGH poly adenylation region, and a selectable marker. In one aspect of the invention, the hCMV IE1 promoter/enhancer region is upstream (5') to the cloning site and the hGH poly adenylation region is downstream (3') to the cloning site.

[0008] The invention also includes a method of delivering an agent of interest in vivo. The method includes delivering a composition comprising an expression cassette to a subject, the

expression cassette includes a hCMV IE1 promoter/enhancer region; a variable length intervening sequence comprising a splice donor and splice acceptor site; a polynucleotide encoding the agent of interest; and a human growth hormone (hGH) polyA signal domain or variant thereof.

[0009] The invention further includes an expression system. The expression system includes a host cell transfected or transformed with an expression cassette of the invention, wherein the host cell is cultured under conditions to express the polynucleotide of interest; and recovering the agent of interest.

[0009a] Definitions of the specific embodiments of the invention as claimed herein follow.

[0009b] According to a first embodiment of the invention, there is provided an expression cassette comprising:

- a human CMV immediate early 1 (hCMV IE1) promoter/enhancer region;
- a polynucleotide of interest;
- a variant human growth hormone (hGHv) polyA signal domain; and
- a variable length intervening sequence (VLIVS) comprising a splice donor and splice acceptor site;

wherein the hGHv polyA signal domain is at least 100 nucleotides in length, contains the sequence AATAAA, and is at least 92% identical to the sequence set forth in SEQ ID NO:18, and wherein the VLIVS comprises an intron A of a hCMV E1 gene.

[0009c] According to a second embodiment of the invention, there is provided an expression vector comprising an expression cassette of the first embodiment.

[0009d] According to a third embodiment of the invention, there is provided a host cell comprising an expression vector of the second embodiment.

[0009e] According to a fourth embodiment of the invention, there is provided a host cell comprising an expression cassette of the first embodiment.

[0009f] According to a fifth embodiment of the invention, there is provided a method for producing a polypeptide comprising propagation of a host cell of the third or fourth embodiments and expression of the polynucleotide of interest.

[0009g] According to a sixth embodiment of the invention, there is provided a method of delivering a therapeutic agent to an animal in need of treatment comprising propagation of a host cell of the third or fourth embodiments and expression of the polynucleotide of interest.

[0009h] According to a seventh embodiment of the invention, there is provided a method of gene therapy to an animal in need of treatment comprising propagation of a host cell of the third or fourth embodiments and expression of the polynucleotide of interest.

[0009i] According to an eighth embodiment of the invention, there is provided a genetic vector selected from pV40, pV60, pV70, pV80, pV90, pXLC.1, pXLC.2, pXHC.1, pXHC.3, or pXHC.5.

[0010] The details of one or more embodiments of the invention are set forth in the accompanying drawings and the description below. Other features, objects, and advantages of the invention will be apparent from the description and drawings, and from the claims. All references cited herein are incorporated by reference.

DESCRIPTION OF DRAWINGS

[0011] FIG. 1 is a plasmid map of the pV10 vector. The cytomegalovirus immediate early 1 (CMV IE1) promoter/intron (IVS) was generated by PCR and cloned into the HindIII and BamHI sites. The ampicillin resistance gene, beta lactamase (*bla*), is also indicated.

[0012] FIG. 2 is a plasmid map of pV40. Indicated are the cytomegalovirus immediate early 1 (CMV IE1) promoter, an intron (IVS), a hGHv polyadenylation signal domain (polyA) of about 600 base pairs in length, and the ampicillin resistance gene, beta lactamase (*bla*).

[0013] FIG. 3 is a schematic representation of the plasmid pV70. Indicated are the CMV IE1 promoter, the IVS including the deletion junction and the splice donor (SD) and splice acceptor (SA) sites, a hGHv polyA signal domain, and the *bla* gene. The deletion junction represents the blunt-ended ligation result of BspE1'/HpaI.

[Text continues on page 4.]

[0014] FIG. 4 is a schematic representation of the generation of the pXLC.1 vector. The pXLC.1 vector was constructed using the expression vector pV70 and a PCR product containing the light chain coding sequence. PV70 was linearized with BamHI, the PCR product was digested with BamHI and the two were ligated together to generate the pXLC.1 vector.

[0015] FIG. 5 is a schematic representation of the generation of the pXLC.2 vector.

[0016] FIG. 6 is a schematic representation of a pV60 vector and the generation of the pXHC vector. The pXHC vector was constructed using the expression vector pV60 and a PCR product containing most of the heavy chain coding sequence (52 amino acids from the N-terminal were not included). PV60 was linearized with BamHI, the PCR product was digested with BamHI and the two were ligated together.

[0017] FIG. 7 is a schematic representation of a pXHC.1 vector.

[0018] FIG. 8 is a schematic representation of a pXHC.3 vector.

[0019] FIG. 9 is a schematic representation of a pXHC.5 vector, resulting from the addition of a dhfr cassette to pXHC.3. The control elements of the expression cassette were derived from pSI (Promega, Genbank accession #U47121) and include the SV40 promoter/enhancer, an artificial intron and the SV40 late polyadenylation sequence.

[0020] FIG. 10 is a schematic representation of the vector pV80. Indicated are the cytomegalovirus immediate early 1 (CMV IE1) promoter/intron (IVS) fragment including the splice donor (SD) and the splice acceptor (SA) sites, a hGHv polyadenylation signal domain (polyA), the ampicillin resistance gene, beta lactamase (bla), the SV40 promoter/enhancer the artificial intron and the SV40 late polyadenylation sequence.

[0021] FIGs. 11A and 11B are schematic representations of the vector pV90 and the corresponding annotated sequences. FIG. 11A is a vector map. Indicated are cytomegalovirus immediate early 1 (CMV IE1) promoter/intron (IVS) fragment including the splice donor (SD)

and the splice acceptor (SA) sites, a hGHv polyadenylation signal domain (polyA), the ampicillin resistance gene, beta lactamase (bla), the SV40 promoter/enhancer, the artificial intron and the SV40 late polyadenylation sequence. The vector lacks the NotI site in the *dhfr* expression cassette. FIG. 11B is the annotated sequence of the pV90 vector. In Fig. 11B, the sequence from nucleotides 1275 to 1866 of SEQ ID NO:19 represents a hGHv polyA of about 600 nucleotides in length.

[0022] FIG. 12 is a vector map of pSI-DHFR.2. The SV40 promoter drives the *dhfr* gene.

[0023] FIG. 13 is a graph depicting the relative specific productivities of the transfected pools. Three pools were analyzed for pCMV-hGHvPA-SEAP and pSEAP2, and one for pUC18.

[0024] FIG. 14 is a pair of graphs showing the relative specific productivities of the isolates. The top twenty isolates from each construct are shown in rank order.

[0025] FIG. 15 shows a sequence in GenBank Accession No. K00470 (SEQ ID NO:18).

DETAILED DESCRIPTION

[0026] The invention relates to an expression cassette and vectors containing the expression cassette. The expression cassette includes a transcriptional regulatory region capable of driving transcription in a eukaryotic host and a transcriptional termination region. The expression cassettes and vectors of the invention provide for a strong transcription start and stop as well as increased mRNA stability of transcribed products.

[0027] The invention provides promoter and optionally enhancer elements from any strain of cytomegalovirus, such as described herein or in references such as U.S. Patent No. 5,658,759, the disclosure of which is incorporated herein by reference. For example, suitable CMV immediate early promoter regions useful in the expression cassettes of the invention can be

obtained from the CMV-promoted β -galactosidase expression vector, CMV β (MacGregor et al., Nucl. Acids Res. 17:2365 (1989)).

[0028] As discussed further herein, the hGHv polyadenylation signal domain provides a strong transcriptional stop signal as well as increases the stability of the mRNA transcript. The regulatory/expression element may be separated from the hGHv polyadenylation signal domain by, for example, a polynucleotide of interest or a cloning site (*e.g.*, a multiple cloning site).

[0029] In one aspect of the invention, there is provided a polynucleotide comprising an expression cassette that includes a cytomegalovirus (CMV) transcriptional regulatory region, a variable length intervening sequence (*e.g.*, from intron A of CMV), a polynucleotide of interest, and a polyadenylation signal domain. The invention further relates to processes and expression vectors for producing and recovering heterologous polypeptides from host cells.

[0030] In another aspect, an expression cassette of the invention includes, operably linked, (i) a CMV major immediate early 1 (IE1) promoter/enhancer region and a variable length intervening sequence (*e.g.*, derivative of intron A), (ii) a polynucleotide of interest, and (iii) a hGHv polyadenylation signal domain. The term "operably linked" refers to a juxtaposition wherein the components are in a relationship permitting them to function in their intended manner (*e.g.*, functionally linked). Thus, for example, a promoter/enhancer operably linked to a polynucleotide of interest is ligated to the latter in such a way that expression of the polynucleotide of interest is achieved under conditions which are compatible with the activation of expression from the promoter/enhancer.

[0031] In a specific embodiment of the invention, the expression cassette includes a sequence as set forth in SEQ ID NO:1 from about nucleotide 1 to about nucleotide 1867 (*e.g.*, from about 1 to 1865, 1866, 1867, 1868, or 1869). The expression cassette set forth from nucleotide 1 to 1867 of SEQ ID NO:1 includes a number of distinct domains such as a CMV IE1

promoter/enhancer region having a sequence as set forth from about x_1 to about x_2 of SEQ ID NO:1, wherein x_1 is a nucleotide from 1-20 and x_2 is a nucleotide from about 715-720 (e.g., from about 1 to 719 of SEQ ID NO:1). Another domain of the expression cassette includes a variable length intervening sequence (VLIVS) containing a splice donor and a splice acceptor site. The VLIVS can be at least 50 bp in length (e.g., at least 100, 150, 200, or 250 bp in length) and can include splice donors and acceptors from any source known in the art. See, e.g., Varani et al., *Annu Rev Biophys Biomol Struct* 27:407-45 (1998) and Koning, *Eur J Biochem* 219:25-42 (1994). A suitable intervening domain can include all of intron A of a CMV genome of any strain or may include a smaller fragment comprising a 5' sequence containing a splice donor site ligated to a 3' sequence containing a splice acceptor site. For example, the VLIVS includes nucleotides from about x_3 to about x_4 of SEQ ID NO:1, wherein x_3 is a nucleotide from 715-720 and x_4 is a nucleotide from 1236-1254 (e.g., 719 to 1236 of SEQ ID NO:1). The intervening sequence following the CMV IE1 promoter/enhancer can vary in size as much as 317 nucleotides from that present in SEQ ID NO:1. For example, 317 nucleotides were deleted from the IVS sequence as depicted in pV40 and pV70 (see, e.g., FIGs. 2 and 3, respectively) to produce the VLIVS of SEQ ID NO:1. Thus, in another aspect of the invention the expression cassette includes a sequence from about nucleotide 1 to about 1254 of SEQ ID NO:1 (e.g., a CMV IE1 promoter/enhancer and an intervening sequence). A multiple cloning site may be present after (i.e., downstream of) the IVS region (e.g., nucleotides 1255-1272 of SEQ ID NO:1 includes BamH1 sites and a NotI site). Different or additional restriction sites may be engineered in the expression cassette using techniques known to those of skill in the art. The expression cassette further includes a polyA domain.

[0032] The polyA signal domain is derived from a hGHv gene, which can vary in its 3'UTR sequence, e.g., from allele to allele. One allele of the hGHv gene is described in GenBank

Accession No. K00470 (SEQ ID NO:18), while another sequence is described in Fig. 11B as SEQ ID NO:19, which corresponds to nucleotides 2032 to 2625 of SEQ ID NO:18 (See FIG. 15). Non-naturally occurring variants of the polyA signal domain may be made by mutagenesis techniques, including those applied to polynucleotides, cells or organisms. A polyA variant from a hGHv gene includes polyA signal domain that varies from a wild-type hGHv polyA signal domain yet retains the ability to signal transcriptional termination and/or stabilize mRNA. For example, the polyadenylation signal domain may include an hGHv polyadenylation signal domain sequence as set forth in SEQ ID NOs:18 or 19. One skilled in the art of molecular biology will also understand that the sequences need not be as long as about 600 nucleotides. Rather, any polyA sequence domain that includes a contiguous nucleotide sequence of at least 100 nt (e.g., at least 200, 300, 400, 500, or 600 nt), including the canonical AATAAA site, of a hGHv gene is included. In addition, the invention encompasses sequences that vary from the foregoing sequences by up to 8% (e.g., have 92% identity to SEQ ID NO:18 or 19 or a distinct domain thereof). For example, a polynucleotide of 100 nt in length having 95% identity to nucleotides 1-1867 of SEQ ID NO:1 and including the sequence AATAAA would retain the ability to terminate transcription.

[0033] In another aspect of the invention a vector comprising an expression cassette is provided. As used herein, a "vector" is a nucleic acid molecule (either DNA or RNA) capable of autonomous replication upon introduction into a recipient cell (e.g., a bacterium such as *E. coli*). Plasmids, viruses and bacteriophages are examples of vectors. The process of "expression" from an expression vector is well known, and includes the use of cellular enzymes and processes to produce an expression product from a polynucleotide of interest. Expression vectors are vectors that are capable of mediating the expression of a cloned polynucleotide in a host cell, which may or may not be the same type of cell used for replication or propagation of the vector. Many

mammalian expression vectors can be propagated in common bacteria (recipient cell) but express the polynucleotide of interest in mammalian cells (host cell) and not in bacterium.

[0034] The invention concerns the design and use of vectors that are capable of permitting efficient transcription and translation of polynucleotides in eukaryotic (*e.g.*, mammalian, and most particularly, human, murine, simian, bovine, porcine, rodent, or ovine cells) cells. The vectors of the invention include an expression cassette as set forth above including a polyadenylation signal domain that provides for efficient transcriptional termination and mRNA stability.

[0035] The vectors of the invention include: a cloning site for receiving a polynucleotide of interest; transcription regulatory elements (*e.g.*, CMV IE1 promoter/enhancer regions) sufficient to permit transcription of a polynucleotide inserted into the cloning site in a host cell; translation elements sufficient to permit translation of an RNA transcript of said polynucleotide in a host cell and (if desired) replication elements sufficient to permit the replication of said vector in a host cell or another recipient cell used for propagation of the vector. The vectors of the invention are capable of mediating such expression transiently or stably in host cells.

[0036] In a specific embodiment a vector of the invention includes (1) a sequence as set forth in SEQ ID NO:1; (2) a sequence that is complementary to the sequence as set forth in SEQ ID NO:1; (3) a sequence that is at least 80% (preferably at least 90%; 95%; 98% or 99%) identical to SEQ ID NO:1 or its complement; or (4) a vector comprising SEQ ID NO:1 from about nucleotide 1 to about nucleotide 1867 and comprising a polynucleotide of interest and/or a selectable marker.

[0037] The vector comprising SEQ ID NO:1 has a number of distinct domains and coding regions. For example, a CMV IE1 promoter/enhancer region having a sequence as set forth from about x_1 to about x_2 of SEQ ID NO:1, wherein x_1 is a nucleotide from 1-20 and x_2 is a nucleotide

from about 715-720 (*e.g.*, from about 1 to 719 of SEQ ID NO:1) is present in the vector.

Another domain of an expression vector of the invention includes a variable length intervening sequence (VLIVS) containing a splice donor and splice acceptor site. For example, the IVS includes nucleotides from about x_3 to about x_4 of SEQ ID NO:1, wherein x_3 includes a nucleotide from 715-720 and x_4 includes a nucleotide from 1236-1254 (*e.g.*, about nucleotides 719 to 1236 of SEQ ID NO:1). A multiple cloning site of the expression vector includes nucleotides 1255-1272 of SEQ ID NO:1 (*e.g.*, BamH1 sites and a Not1 site). Different or additional restriction sites may be engineered in the expression vector using techniques known to those of skill in the art. The expression vector further includes a polyA signal domain. The polyA signal domain is a hGHv polyA signal domain or other variant of the hGH polyA signal domain. For example, a polyA signal domain includes an hGHv polyA signal domain sequence as set forth in SEQ ID NO:19. Also present in a vector of the invention is one or more selectable markers. For example, SEQ ID NO:1 includes a dihydrofolate reductase (*dhfr*) gene (*e.g.*, from about nucleotide 2568 to about nucleotide 3132 of SEQ ID NO:1). A vector of the invention may include additional promoter/enhancer elements and regulatory regions (*e.g.*, polyadenylation domains) in addition to those provided above. Such additional regulatory elements and polyadenylation domains may flank (*e.g.*, be immediately adjacent to, 5' and 3' of) a selectable marker or polynucleotide of interest. For example, the vector comprising SEQ ID NO:1 contains a dihydrofolate reductase (*dhfr*) gene from about nucleotide 2568 to about nucleotide 3132 of SEQ ID NO:1. The *dhfr* gene is flanked by an SV40 promoter/enhancer element and an SV40 polyadenylation region (*e.g.*, about nucleotide 1868 to about nucleotide 2210 and about nucleotide 3144 to about nucleotide 3440 of SEQ ID NO:1, respectively).

[0038] Specific examples of selectable markers are those that encode proteins that confer resistance to cytostatic or cytotoxic drugs, such as the DHFR protein, which confers resistance to

methotrexate (Wigler et al., Proc. Natl. Acad. Sci. USA 77:3567 (1980); O'Hare et al., Proc. Natl. Acad. Sci. USA 78:1527 (1981)); the GPF protein, which confers resistance to mycophenolic acid (Mulligan & Berg, Proc. Natl. Acad. Sci. USA 78:2072 (1981)), the neomycin resistance marker, which confers resistance to the aminoglycoside G-418 (Colberre-Garapin et al., J. Mol. Biol. 150:1 (1981)); the Hygro protein, which confers resistance to hygromycin (Santerre et al., Gene 30:147 (1984)); and the Zeocin™ resistance marker (available commercially from Invitrogen). In addition, the herpes simplex virus thymidine kinase (Wigler et al., Cell 11:223 (1977)), hypoxanthine-guanine phosphoribosyltransferase (Szybalska & Szybalski, Proc. Natl. Acad. Sci. USA 48:2026 (1962)), and adenine phosphoribosyltransferase (Lowy et al., Cell 22:817 (1980)) can be employed in tk⁻, hgprt⁻ or aprt⁻ cells, respectively. Other selectable markers encode puromycin N-acetyl transferase or adenosine deaminase.

[0039] The terms "identical" or percent "identity," in the context of two or more nucleic acid molecules, refer to two or more sequences or subsequences that are the same or have a specified percentage of nucleotides that are the same, when compared and aligned for maximum correspondence over a comparison window, as measured using a comparison algorithm or by manual alignment and visual inspection. This definition also refers to the complement of a sequence (*e.g.*, the complement of a sequence as set forth in SEQ ID NO:1 or a fragment thereof comprising an expression cassette). For example, the expression cassette and fragments thereof include those with a nucleotide sequence identity that is at least about 80%, about 90%, and about 95%, about 97%, about 98% or about 99% identical to a portion of SEQ ID NO:1 (*e.g.*, nucleotides 1-719, 1-1254, and the like, of SEQ ID NO:1). Thus, if a sequence has the requisite sequence identity to the full sequence of SEQ ID NO:1 or a domain thereof then it can also function as an expression cassette or domain of the invention, respectively.

[0040] For sequence comparison, typically one sequence acts as a reference sequence, to which test sequences are compared. When using a sequence comparison algorithm, test and reference sequences are entered into a computer, subsequence coordinates are designated, if necessary, and sequence algorithm program parameters are designated. Default program parameters can be used, or alternative parameters can be designated. The sequence comparison algorithm then calculates the percent sequence identity for the test sequence(s) relative to the reference sequence, based on the designated or default program parameters. A "comparison window", as used herein, includes reference to a segment of any one of the number of contiguous positions selected from the group consisting of from 25 to 600, usually about 50 to about 200, more usually about 100 to about 150 in which a sequence may be compared to a reference sequence of the same number of contiguous positions after the two sequences are optimally aligned. Methods of alignment of sequences for comparison are well known in the art. Optimal alignment of sequences for comparison can be conducted, *e.g.*, by the local homology algorithm of Smith & Waterman, *Adv. Appl. Math.* 2:482 (1981), by the homology alignment algorithm of Needleman & Wunsch, *J. Mol. Biol.* 48:443 (1970), by the search for similarity method of Pearson & Lipman, *Proc. Natl. Acad. Sci. USA* 85:2444 (1988), by computerized implementations of these algorithms (GAP, PILEUP, BESTFIT, FASTA, and TFASTA in the Wisconsin Genetics Software Package, Genetics Computer Group, 575 Science Dr., Madison, WI), or by manual alignment and visual inspection.

[0041] One example of an algorithm that is suitable for determining percent sequence identity (*i.e.*, substantial similarity or identity) is the BLAST algorithm, which is described in Altschul, *J. Mol. Biol.* 215:403-410, 1990. Software for performing BLAST analyses is publicly available through the National Center for Biotechnology Information (on the World Wide Web at ncbi.nlm.nih.gov/). This algorithm involves first identifying high scoring sequence pairs (HSPs)

by identifying short words of length W in the query sequence, which either match or satisfy some positive-valued threshold score T when aligned with a word of the same length in a database sequence. " T " is referred to as the neighborhood word score threshold. These initial neighborhood word hits act as seeds for initiating searches to find longer HSPs containing them. The word hits are then extended in both directions along each sequence for as far as the cumulative alignment score can be increased. Cumulative scores are calculated using, for nucleotide sequences, the parameters M (reward score for a pair of matching residues; always > 0) and N (penalty score for mismatching residues, always < 0). Extension of the word hits in each direction are halted when: the cumulative alignment score falls off by the quantity X from its maximum achieved value; the cumulative score goes to zero or below, due to the accumulation of one or more negative-scoring residue alignments; or the end of either sequence is reached. The BLAST algorithm parameters W , T , and X determine the sensitivity and speed of the alignment. In one embodiment, to determine if a nucleic acid sequence is within the scope of the invention, the BLASTN program (for nucleotide sequences) is used incorporating as defaults a wordlength (W) of 11, an expectation (E) of 10, $M=5$, $N=4$, and a comparison of both strands. For amino acid sequences, the BLASTP program uses as default parameters a wordlength (W) of 3, an expectation (E) of 10, and the BLOSUM62 scoring matrix (see, *e.g.*, Henikoff, Proc. Natl. Acad. Sci. USA 89:10915, 1989).

[0042] The BLAST algorithm also performs a statistical analysis of the similarity between two sequences (see, *e.g.*, Karlin, Proc. Nat'l. Acad. Sci. USA 90:5873-5787, 1993). One measure of similarity provided by the BLAST algorithm is the smallest sum probability ($P(N)$), which provides an indication of the probability by which a match between two nucleotide or amino acid sequences would occur by chance. For example, a nucleic acid is considered similar to a reference sequence if the smallest sum probability in a comparison of the test nucleic acid to

the reference nucleic acid is less than about 0.1, more preferably less than about 0.01, and most preferably less than about 0.001.

[0043] Also included in the invention are polynucleotides that specifically hybridize to a polynucleotide sequence as set forth in SEQ ID NO:1 from about nucleotide 1 to 1867 or a fragment thereof. The phrase “selectively (or specifically) hybridizes to” refers to the binding, duplexing, or hybridizing of a molecule to a particular reference polynucleotide under stringent hybridization conditions. The phrase “stringent hybridization conditions” refers to conditions under which a probe will primarily hybridize to its target subsequence, typically in a complex mixture of nucleic acid, but to no other sequences. Stringent conditions are sequence-dependent and will be different in different circumstances, *e.g.*, depending on the length of the probe.

Longer sequences hybridize specifically at higher temperatures. An extensive guide to the hybridization of nucleic acids is found in Tijssen, *Techniques in Biochemistry and Molecular Biology--Hybridization with Nucleic Probes*, “Overview of principles of hybridization and the strategy of nucleic acid assays” (1993). Generally, stringent conditions are selected to be about 5-10°C lower than the thermal melting point (T_m) for the specific sequence at a defined ionic strength and pH. The T_m is the temperature (under defined ionic strength, pH, and nucleic concentration) at which 50% of the probes complementary to the target hybridize to the target sequence at equilibrium (as the target sequences are present in excess, at T_m , 50% of the probes are occupied at equilibrium). Stringent conditions will be those in which the salt concentration is less than about 1.0 M sodium ion, typically about 0.01 to 1.0 M sodium ion concentration (or other salts) at pH 7.0 to 8.3 and the temperature is at least about 30°C for short probes (*e.g.*, 10 to about 50 nucleotides) and at least about 60°C for long probes (*e.g.*, greater than about 50 nucleotides). Stringent conditions may also be achieved with the addition of destabilizing agents such as formamide. For selective or specific hybridization, a positive signal (*e.g.*, identification

of a nucleic acid of the invention) is about 2 times background hybridization. "Stringent" hybridization conditions that are used to identify substantially identical nucleic acids within the scope of the invention include hybridization in a buffer comprising 50% formamide, 5x SSC, and 1% SDS at a temperature between 42°C and 65°C, with a wash of 0.2x SSC and 0.1% SDS at 65°C, for long probes. However, as is apparent to one of ordinary skill in the art, hybridization conditions can be modified depending on sequence composition. Exemplary "moderately stringent hybridization conditions" include a hybridization in a buffer of 40% formamide, 1 M NaCl, and 1% SDS at 37°C, and a wash in 1X SSC at 45°C. A positive hybridization is at least twice background. Those of ordinary skill will readily recognize that alternative hybridization and wash conditions can be utilized to provide conditions of similar stringency. Thus, an expression cassette of the invention can include a hGHv polyA signal domain that hybridizes under high stringency conditions to a ssDNA containing the nucleotide sequence of SEQ ID NO:18 or 19.

[0044] The expression cassette may be used in the form of a naked nucleic acid construct. Alternatively, the expression cassette may be introduced as part of a nucleic acid vector (*e.g.*, an expression vector such as those described above). Such vectors include plasmids and viral vectors. A vector may include sequences flanking the expression cassette that include sequences homologous to eukaryotic genomic sequences, such as mammalian genomic sequences, or viral genomic sequences. This will allow the introduction of the expression cassette into the genome of eukaryotic cells or viruses by homologous recombination. For example, a plasmid vector comprising the expression cassette flanked by viral sequences can be used to prepare a viral vector suitable for delivering the expression cassette to a vertebrate, including fish, avian or mammalian cells. The techniques employed are well known to a skilled person.

[0045] The term “polynucleotide of interest” is intended to cover nucleic acid molecules that are capable of being at least transcribed. The molecule may be in the sense or antisense orientation with respect to the promoter. Antisense constructs can be used to inhibit the expression of a gene in a cell according to well-known techniques. The polynucleotide of interest may include a heterologous polynucleotide. The term heterologous polynucleotide encompasses any gene. A heterologous polynucleotide typically originates from a foreign species compared to the regulatory element with which it is operably linked in the expression cassette or vector or if originated from the same source, is the modified gene from its original form. Therefore, a heterologous polynucleotide operably linked to a promoter is from a source different from that from which the promoter was derived, or, if originated from the same source, is the modified promoter from its original form. Modification of the heterologous polynucleotide may occur, *e.g.*, by treating the DNA with a restriction enzyme to generate a DNA fragment that is capable of being operably linked to the promoter. Site-directed mutagenesis is also useful for modifying a heterologous polynucleotide. Heterologous polynucleotides may also include marker genes (*e.g.*, encoding β -galactosidase or green fluorescent protein) or genes whose products regulate the expression of other genes. Thus polynucleotides that serve as templates for mRNA, tRNA and rRNA are included within this definition. The heterologous gene may be any allelic variant of a wild-type gene, or it may be a mutant gene. mRNA will optionally include some or all of 5' and/or 3' transcribed but untranslated flanking regions naturally, or otherwise, associated with the translated coding sequence.

[0046] The polynucleotide of interest may optionally further include the associated transcriptional control elements normally associated with the transcribed molecules, for example transcriptional stop signals, polyadenylation domains and downstream enhancer elements. The polynucleotide of interest can encode or serve as template for a therapeutic product, which can

for example be a peptide, polypeptide, protein, or ribonucleic acid. The polynucleotide of interest is typically a DNA sequence (such as cDNA or genomic DNA) coding for a polypeptide product such as enzymes (*e.g.* β -galactosidase); blood derivatives; hormones; cytokines; interleukins; interferons; TNF; growth factors (*e.g.* IGF-1); soluble receptor molecules (*e.g.*, soluble TNF receptor molecules); neurotransmitters or their precursors; trophic factors such as BDNF, CNTF, NGF, IGF, GMF, aFGF, bFGF, NT3 and NT5; apolipoproteins such as ApoAI and ApoAIV; dystrophin or a minidystrophin; tumor-suppressing proteins such as p53, Rb, Rap1A, DCC and k-rev; factors involved in coagulation such as factors VII, VIII and IX; or alternatively all or part of a natural or artificial immunoglobulin (*e.g.* Fab and ScFv, or the light or heavy chain of a cloned IgG).

[0047] A polynucleotide of interest may also include a template for generation of an antisense molecule, whose transcription in a target cell enables gene expression or the transcription of cellular mRNAs to be controlled. Such molecules can, for example, be transcribed in a target cell into RNAs complementary to cellular mRNAs and can thus block their translation into protein, according to techniques known in the art. In particular, antisense molecules can be used to block translation of inflammatory or catabolic cytokines in the treatment of arthritis and tissue loss caused by these cytokines.

[0048] The polynucleotide sequence of interest typically will encode a polypeptide of diagnostic or therapeutic use. The polypeptide may be produced in bioreactors *in vitro* using various host cells (*e.g.*, COS cells or CHO cells or derivatives thereof) containing the expression cassette of the invention. Alternatively, the expression cassette and/or vector of the invention may be used for gene delivery, protein delivery, and/or gene therapy.

[0049] The invention may also be used for the expression of toxic factors and polypeptides. The latter can be, in particular, cell poisons (such as diphtheria toxin, pseudomonas toxin and

ricin A), a product inducing sensitivity to an external agent (*e.g.* thymidine kinase and cytosine deaminase) or alternatively factors capable of inducing cell death (*e.g.* Grb3-3 and anti-ras ScFv).

[0050] By a therapeutic use is meant a use that may provide relief from a disease or disorder, cure a disease or disorder, and/or ameliorate the severity of a disease or disorder. A diagnostic use includes using molecules capable of determining or providing information regarding a cause or relationship of a molecule to a disease process or determining the presence or absence of a disease or disorder. A diagnostic agent does not directly contribute to the amelioration of the disease or disorder.

[0051] A polynucleotide of interest may also encode an antigenic polypeptide for use as a vaccine. Antigenic polypeptides or nucleic acid molecules are derived from pathogenic organisms such as, for example, a bacterium or a virus. For example, antigenic polypeptides include antigenic determinants present in the genomes or gene products of a pathogenic organism, for example, viral haemorrhagic septicemia, bacterial kidney disease, vibriosis, and furunculosis. Antigenic polypeptides may be selected from regions of the hepatitis C virus genome and gene products, for example.

[0052] As used herein, "isolated," when referring to a molecule or composition, such as, *e.g.*, a vector or expression cassette of the invention, or polynucleotide of interest, means that the molecule or composition is separated from at least one other compound, such as a protein, DNA, RNA, or other contaminants with which it is associated *in vivo* or in its naturally occurring state. Thus, a polynucleotide of interest is considered isolated when it has been isolated from any other component with which it is naturally associated. An isolated composition can, however, also be substantially pure. An isolated composition can be in a homogeneous state. It can be in a dry/lyophilized or an aqueous solution. Purity and homogeneity can be determined, *e.g.*, using

analytical chemistry techniques such as, *e.g.*, polyacrylamide gel electrophoresis (PAGE), agarose gel electrophoresis or high-pressure liquid chromatography (HPLC).

[0053] As used herein, the terms “nucleic acid molecule” and “polynucleotide” are used interchangeably, and include oligonucleotides (*i.e.*, short polynucleotides). They also refer to synthetic and/or non-naturally occurring nucleic acid molecules (*e.g.*, comprising nucleotide analogues or modified backbone residues or linkages). The terms also refer to deoxyribonucleotide or ribonucleotide oligonucleotides in either single or double-stranded form. The terms encompass nucleic acids containing analogues of natural nucleotides. The terms also encompass nucleic acid-like structures with synthetic backbones. DNA backbone analogues provided by the invention include phosphodiester, phosphorothioate, phosphorodithioate, methyl-phosphonate, phosphoramidate, alkyl phosphotriester, sulfamate, 3'-thioacetal, methylene (methylimino), 3'-N-carbamate, morpholino carbamate, and peptide nucleic acids (PNAs); see *Oligonucleotides and Analogues, a Practical Approach*, edited by F. Eckstein, IRL Press at Oxford University Press (1991); *Antisense Strategies*, *Annals of the New York Academy of Sciences*, Volume 600, Eds. Baserga and Denhardt (NYAS 1992); Milligan (1993) *J. Med. Chem.* 36:1923-1937; *Antisense Research and Applications* (1993, CRC Press). PNAs contain non-ionic backbones, such as N-(2-aminoethyl) glycine units. Phosphorothioate linkages are described in WO 97/03211; WO 96/39154; Mata (1997) *Toxicol. Appl. Pharmacol.* 144:189-197. Other synthetic backbones encompassed by the term include methyl-phosphonate linkages or alternating methylphosphonate and phosphodiester linkages (Strauss-Soukup (1997) *Biochemistry* 36:8692-8698), and benzyl-phosphonate linkages (Samstag (1996) *Antisense Nucleic Acid Drug Dev* 6:153-156).

[0054] As used herein, “recombinant” refers to a polynucleotide synthesized or otherwise manipulated *in vitro* (*e.g.*, “recombinant polynucleotide”), to methods of using recombinant

polynucleotides to produce products in cells or other biological systems, or to a polypeptide ("recombinant protein") encoded by a recombinant polynucleotide. Recombinant polynucleotides encompass nucleic acid molecules from different sources ligated into an expression cassette or vector for expression of, *e.g.*, a fusion protein; or those produced by inducible or constitutive expression of a polypeptide (*e.g.*, an expression cassette or vector of the invention operably linked to a heterologous polynucleotide, such as a polypeptide coding sequence).

[0055] In a typical expression system, production of a polypeptide from a heterologous polynucleotide is either not regulated or is regulated by modulating transcription from a transcriptional promoter operably linked upstream of a polynucleotide that encodes the heterologous polypeptide. However, regulation must also occur properly downstream in order provide proper transcriptional termination and mRNA stability. In one aspect of the invention, a human growth hormone variant (hGHv) polyadenylation (polyA) signal domain is provided downstream (3') of a polynucleotide of interest present in an expression cassette or vector of the invention. The hGHv polyA signal domain includes a sequence derived from the human growth hormone genetic sequence. The hGHv polyadenylation signal domain sequence provides for a strong transcriptional termination and provides increased mRNA stability in eukaryotic cells. This hGHv polyadenylation signal domain provides a distinctive advantage over prior expression cassettes and/or vectors including those that may utilize a CMV promoter/enhancer.

[0056] Translation elements may also be present and are intended to encompass the specialized sequences (such as ribosome binding sites and initiation codons) that are necessary to permit translation of an RNA transcript into protein. Translation elements may also include consensus sequences, leader sequences, splice signals, and the like, that serve to facilitate or enhance the extent of translation, or increase the stability of the expressed product. For example,

the hGHv polyadenylation signal domain provides increased mRNA stability. The vectors of the invention may possess ancillary transcription regions, such as introns, polyadenylation signals, Shine/Dalgarno translation signals and Kozak consensus sequences (Shine et al., Proc. Natl. Acad. Sci. (U.S.A.) 71:1342-1346 (1974); Kozak, Cell 44:283-292 (1986)).

[0057] The term “replication elements” is intended to encompass the specialized sequences (such as origins of replication) that are necessary to permit replication of the vector in a recipient cell. In general, such vectors will contain at least one origin of replication sufficient to permit the autonomous stable replication of the vector in a recipient cell.

[0058] To facilitate selection and maintenance of a vector of the invention, one or more selectable markers (such as polynucleotides that confer resistance to antibiotics, or a cellular capacity to grow on minimal medium or in the presence of toxic metabolites) may be included in the vector.

[0059] In a further embodiment, the present invention relates to host cells containing the above-described constructs (*e.g.*, the expression cassette or vector of the invention). The expression cassette of the invention may be used to recombinantly modify a host cell by transfecting a host cell or transforming a host cell to express a desired polynucleotide of interest. As used herein, the term “recombinantly modified” means introducing an expression cassette or vector of the invention into a living cell or expression system. Usually, the expression cassette comprising a polynucleotide of interest is present in a vector (*e.g.*, a plasmid). An expression system includes a living host cell into which a polynucleotide of interest, whose product is to be expressed, has been introduced, as described herein.

[0060] Host cells are cells in which an expression cassette (including a vector comprising an expression cassette) can be propagated and polynucleotides encoding products can be expressed. A host cell also includes any progeny of the subject host cell or its derivatives. It is understood

that all progeny may not be identical to the parental cell since there may be mutations that occur during replication. However, such progeny are included when the term "host cell" is used. Host cells, which are useful in the invention, include bacterial cells, fungal cells (e.g., yeast cells), plant cells and animal cells. For example, host cells can be a higher eukaryotic cell, such as a mammalian cell, or a lower eukaryotic cell, such as a yeast cell, or the host cell can be a prokaryotic cell, such as a bacterial cell. Introduction of the construct into the host cell can be effected by calcium phosphate transfection, DEAE-Dextran mediated transfection, or electroporation (Davis, L., Dibner, M., Battey, L., Basic Methods in Molecular Biology (1986)). As representative examples of appropriate hosts, there may be mentioned: fungal cells, such as yeast; insect cells such as *Drosophila* S2 and *Spodoptera* Sf9; animal cells such as CHO, COS or Bowes melanoma; plant cells, and the like. The selection of an appropriate host is deemed to be within the scope of those skilled in the art from the teachings herein.

[0061] Host cells for use in the invention are eukaryotic host cells (e.g., mammalian cells). In one aspect of the invention the host cells are mammalian production cells adapted to grow in cell culture. Examples of such cells commonly used in the industry are CHO, VERO, BHK, HeLa, CV1 (including Cos; Cos-7), MDCK, 293, 3T3, C127, myeloma cell lines (especially murine), PC12 and W138 cells. Chinese hamster ovary (CHO) cells, which are widely used for the production of several complex recombinant proteins, e.g. cytokines, clotting factors, and antibodies (Brasel et al., Blood 88:2004-2012 (1996); Kaufman et al., J.Biol Chem 263: 6352-6362 (1988); McKinnon et al., J Mol Endocrinol 6:231-239 (1991); Wood et al., J. Immunol 145:3011-3016 (1990)). The dihydrofolate reductase (DHFR)-deficient mutant cell lines (Urlaub et al., Proc Natl Acad Sci USA 77:4216-4220 (1980)) are the CHO host cell lines of choice because the efficient DHFR selectable and amplifiable gene expression system allows high level recombinant protein expression in these cells (Kaufman, Meth Enzymol 185:527-566 (1990)). In

addition, these cells are easy to manipulate as adherent or suspension cultures and exhibit relatively good genetic stability. CHO cells and recombinant proteins expressed in them have been extensively characterized and have been approved for use in clinical manufacturing by regulatory agencies. In addition, it is contemplated that host cells derived from any of the foregoing cell lines and having a desired phenotype may also be used. For example, a derived host cell includes CHO cells (e.g., the DG44 cell line), which have been selectively cultured for a desired phenotype (e.g., by positive and/or negative selection processes).

[0062] In one aspect of the invention, an expression system for *in vitro* production of an agent encoded by a polynucleotide of interest is provided. As discussed herein, the polynucleotide of interest can encode a polypeptide of pharmaceutical, medicinal, nutritional, and/or industrial value. For example, the polynucleotide of interest can encode a polypeptide-based drug. Typically such a polypeptide will be expressed as an extracellular product. For example, polypeptides that may be produced using the expression cassette and/or vector of the invention include, but are not limited to, a Flt3 ligand, a CD40 ligand, erythropoietin, thrombopoietin, calcitonin, Fas ligand, ligand for receptor activator of NF-kappa B (RANKL), TNF-related apoptosis-inducing ligand (TRAIL), ORK/Tek, thymic stroma-derived lymphopoietin, granulocyte colony stimulating factor, granulocyte-macrophage colony stimulating factor, mast cell growth factor, stem cell growth factor, epidermal growth factor, RANTES, growth hormone, insulin, insulinotropin, insulin-like growth factors, parathyroid hormone, interferons (e.g., interferon beta), nerve growth factors, glucagon, interleukins 1 through 18, colony stimulating factors, lymphotoxin- β , tumor necrosis factor, leukemia inhibitory factor, oncostatin-M, various ligands for cell surface molecules Elk and Hek (such as the ligands for eph-related kinases, or LERKS), and antibody light or heavy chains.

[0063] Receptors for any of the aforementioned proteins can also be expressed using the inventive methods and compositions, including both forms of tumor necrosis factor receptor (referred to as p55 and p75), Interleukin-1 receptors (type 1 and 2), Interleukin-4 receptor, Interleukin-15 receptor, Interleukin-17 receptor, Interleukin-18 receptor, granulocyte-macrophage colony stimulating factor receptor, granulocyte colony stimulating factor receptor, receptors for oncostatin-M and leukemia inhibitory factor, receptor activator of NF-kappa B (RANK), receptors for TRAIL, BAFF receptor, lymphotoxin beta receptor, TGF β receptor types I and II, and receptors that include death domains, such as Fas or Apoptosis-Inducing Receptor (AIR).

[0064] Other proteins that can be expressed using the expression cassette and/or vectors of the invention include cluster of differentiation antigens (referred to as CD proteins), for example, those disclosed in Leukocyte Typing VI (Proceedings of the VIth International Workshop and Conference; Kishimoto, Kikutani et al., eds.; Kobe, Japan, 1996), or CD molecules disclosed in subsequent workshops. Examples of such molecules include CD27, CD30, CD39, CD40, and ligands thereto (CD27 ligand, CD30 ligand and CD40 ligand). Several of these are members of the TNF receptor family, which also includes 41BB and OX40; the ligands are often members of the TNF family (as are 41BB ligand and OX40 ligand); accordingly, members of the TNF and TNFR families can also be expressed using the invention.

[0065] Polypeptides that are enzymatically active can also be expressed according to the invention. Examples include metalloproteinase-disintegrin family members, various kinases, glucocerebrosidase, superoxide dismutase, tissue plasminogen activator, Factor VIII, Factor IX, apolipoprotein E, apolipoprotein A-I, globins, an IL-2 antagonist, alpha-1 antitrypsin, TNF-alpha Converting Enzyme (TACE), and numerous other enzymes. Ligands for enzymatically active proteins can also be expressed using the cassette and vector of the invention.

[0066] The inventive compositions and methods are also useful for expression of other types of recombinant proteins and polypeptides, including immunoglobulin molecules or portions thereof and chimeric antibodies (e.g., an antibody having a human constant region coupled to a murine antigen binding region) or fragments thereof. Numerous techniques are known by which DNAs encoding immunoglobulin molecules can be manipulated to yield DNAs encoding recombinant proteins such as single chain antibodies, antibodies with enhanced affinity, or other antibody-based polypeptides (see, for example, Larrick et al., *Biotechnology* 7:934-938 (1989); Reichmann et al., *Nature* 332:323-327 (1988); Roberts et al., *Nature* 328:731-734 (1987); Verhoeven et al., *Science* 239:1534-1536 (1988); Chaudhary et al., *Nature* 339:394-397 (1989)). Cloned humanized antibodies include those specifically binding to lymphotoxin beta receptor and integrins such as VLA-1, VLA-4, and $\alpha\beta 6$. Such antibodies can be agonists or antagonists.

[0067] Various fusion proteins can also be expressed using the inventive methods and compositions. Examples of such fusion proteins include proteins expressed as a fusion with a portion of an immunoglobulin molecule, proteins expressed as fusion proteins with a zipper moiety, and novel polyfunctional proteins such as a fusion proteins of a cytokine and a growth factor (e.g., GM-CSF and IL-3, MGF and IL-3): WO 93/08207 and WO 96/40918 describe the preparation of various soluble oligomeric forms of a molecule referred to as CD40L, including an immunoglobulin fusion protein and a zipper fusion protein, respectively; the techniques discussed therein are applicable to other proteins.

[0068] Once a polynucleotide of interest is expressed, the expression product (e.g., a protein or polypeptide) may be purified using standard techniques in the art. For example, where the polynucleotide of interest encodes a fusion polypeptide comprising a purification tag, the polypeptide may be purified using antibodies that specifically bind to the tag. In one aspect an oligonucleotide encoding a tag molecule is ligated at the 5' or 3' end of a polynucleotide of

interest encoding a desired polypeptide; the oligonucleotide may encode a polyHis (such as hexaHis), or other “tag” such as FLAG, HA (hemagglutinin Influenza virus) or myc for which commercially available antibodies exist. This tag is typically fused to the polypeptide upon expression of the polypeptide, and can serve as means for affinity purification of the desired polypeptide from the host cell. Affinity purification can be accomplished, for example, by column chromatography using antibodies against the tag as an affinity matrix. Optionally, the tag can subsequently be removed from the purified polypeptide by various means such as proteolytic cleavage.

[0069] The expression cassette and vectors of the invention can be used to provide a stable transfer of a polynucleotide of interest into a host cell. A stable transfer means that the polynucleotide of interest is continuously maintained in the host. The expression cassette or vector of the invention may also provide transient expression of a polynucleotide of interest in a host cell. Transiently transfected host cells lose the exogenous DNA during cell replication and growth.

[0070] An expression cassette of the invention may be used to deliver a therapeutic agent to a human or animal in need of treatment. Alternatively, the expression cassette of the invention may be used to deliver an agent encoding potentially immunogenic polypeptides *in vivo* for vaccine purposes to a subject (*e.g.*, a human), particularly for vaccination of domesticated animals including animals of foodstock such as fish, porcine, equine, bovine, canine, and feline species.

[0071] The expression cassette of the invention may be administered directly as a naked nucleic acid construct, typically comprising flanking sequences homologous to a host cell genome. Uptake of naked nucleic acid constructs by vertebrate cells is enhanced by several known techniques including biolistic transformation and lipofection.

[0072] Alternatively, the expression cassette may be administered as part of a vector, including a plasmid vector or viral vector.

[0073] Typically the expression cassette or vector is combined with a pharmaceutically acceptable carrier or diluent to produce a pharmaceutical composition. Suitable carriers and diluents include isotonic saline solutions including, for example, phosphate-buffered saline. The composition comprising the expression cassette or vector can be formulated for various types of administration including, for example, intramuscular administration.

[0074] When the composition comprising the expression cassette or vector is used in an injectable form, it is typically mixed with a vehicle that is pharmaceutically acceptable for an injectable formulation for direct injection at the site to be treated. The pharmaceutically acceptable carrier or diluent may be, for example, a sterile isotonic solution. The composition comprising the expression cassette or vector may also be formulated in an orally active form.

[0075] The actual formulation used can be readily determined by the skilled person and will vary depending on the nature of the substance to be administered and the route of administration.

[0076] The dose of substance used may be adjusted according to various parameters, especially according to the substance used, the age, weight and condition of the subject to be treated, the mode of administration used and the required clinical regimen. A physician will be able to determine the required route of administration and dosage for any particular subject and condition.

EXAMPLES

Construction of pV10 vector

[0077] Additional details of the construction of pV10 are outlined in FIG 1. Genomic DNA was isolated from human diploid fibroblasts infected with human cytomegalovirus strain AD169 (ATCC No. VR-538) and used as a template to PCR amplify the CMV immediate early gene 1

promoter/enhancer region (CMV IE1 P/E) (see FIG. 11(B) (SEQ ID NO:1) for details of the 5'UTR of the CMV IE1 gene). The promoter was amplified using primers containing a *HindIII* site at the 5' terminus (tttAAGCTTGACATTGATTATTGACTAG; SEQ ID NO:2; restriction site underlined) and a *BamHI* site at the 3' terminus (tttGGATCCCTGTCAAGGACGGTGACTGC; SEQ ID NO:3; restriction site underlined). The terminal "t" nucleotides preceding the restriction site are included in the oligonucleotide design to facilitate restriction enzyme digestion and are eliminated in the cloning step.

[0078] All PCR reactions were performed in the DNA engine PTC-200 Pelier Thermal Cycler (MJ Research, Watertown, MA). The total reaction volume was 100 μ l: 1X NEB Vent polymerase buffer (10 mM KCl, 20 mM Tris pH 8.8 at 25 °C, 10 mM (NH₄)SO₄, 2 mM MgSO₄, 0.1% Triton X-100), 2.5 mM dNTP's, 2 units Vent DNA polymerase (New England Biolabs, Beverly, MA), 1 μ g of each primer, 1 μ g of genomic DNA isolated from CMV infected cells as template. The reaction conditions were as follows: 99 °C for 1 minute, 55 °C for 30 seconds, 75°C for 1.5 minutes for 15 cycles. The resulting fragment was digested with restriction enzymes *BamHI* and *HindIII* (New England Biolabs) and subcloned into the cloning vector pUC19 digested with *BamHI* and *HindIII*. The sequence analysis of the insert was determined and was consistent with the published sequence of the CMV IE1 promoter/enhancer region cloned.

Construction of pV40 Vector

[0079] The construction of pV40 is outlined in FIG. 2. The 3'UTR of the hGHv gene including the polyA signal was PCR amplified from genomic DNA isolated from human fibroblasts. The (+) strand of 5' primer (TTTTGGATCCCTGCCCGGGTGGCATCC; SEQ ID NO:20) contained a terminal *BamHI* restriction site and the (-) strand or 3' primer contained a terminal *EcoRI* site (TTTTGAATTCATGAGAGGACAGTGCCAAGC; SEQ ID NO:21). The

PCR conditions were the same as described for the construction of pV10. The resulting PCR fragment was digested with *Bam*HI and *Eco*RI, gel purified and ligated into vector pV10 digested with *Bam*HI and *Eco*RI. The resulting plasmid, designated pV40, was verified by restriction enzyme analysis. Subsequent sequencing indicated that a small number of nucleotide differences between the 3'UTR of this hGHv gene (SEQ ID NO:19) and the published hGHv gene sequence in GenBank Accession No. K00470 (SEQ ID NO:18). At least some of the changes are due to allelic variations.

Construction of pV70 Vector

[0080] The pV40 vector was digested with *Bsp*EI and *Hpa*I to remove a 317 nucleotide section of the Intron A region (IVS) (see, e.g., FIG. 2 and 3). pV60 was generated by blunt end ligation into BspEI-HpaI of the dhfr coding region of pV40. The pV70 expression vector contains the human cytomegalovirus major immediate early 1 (hCMV IE1) promoter/enhancer region to regulate transcription. It also contains the hCMV IE1 5'UTR and intron A, where the intron contains a 317 base pair deletion. For the termination of transcription, the vector contains the human growth hormone variant polyadenylation (hGHv poly A) region, SEQ ID NO:19. Construction of pV40, pV60, and pV70 are detailed below and further described in the Figures.

A. Generation of pXLC.1

[0081] A PCR product containing a light chain coding sequence for an antibody was digested with *Bam*HI and cloned into a unique *Bam*HI site in the expression vector pV70 (FIG. 3). The light chain coding region was inserted into a unique *Bam*HI site between the 5' UTR sequence at the 3' end of the hCMV IE1 intron and the 5' end of the hGHv poly A region. This plasmid was designated as pXLC.1. FIG. 4 shows a schematic of the generation of the pXLC.1 vector.

B. Addition of a neo Cassette – pXLC.2

[0082] A neomycin transferase (neo) expression cassette was introduced into pXLC.1 to act as a selectable marker (FIG. 5). The neo cassette was prepared as a *Bam*HI/*Eco*RI fragment from a commercially available plasmid called pGT-N28 (New England Biolabs, catalog #307-28). In this plasmid, the *neo* gene is driven by the phosphoglycerate kinase (PGK) promoter and terminated at a PGK poly-adenylation site. The *Bam*HI end at the 5' end of the *neo* cassette was converted to a *Nar*I end using the following adaptor oligos:

*Eco*RI

BamHI compatible GATCGATGAATTCGG (SEQ ID NO:4)

CTACTTAAGCCGC (SEQ ID NO:5) *Nar*I compatible

[0083] With these linkers, a new *Eco*RI site was also added. The adaptor was first ligated to the *Bam*HI/*Eco*RI cut *neo* fragment, and the converted *Nar*I/*Eco*RI fragment was then cloned into pXLC.1 digested with *Nar*I and *Eco*RI. In this way the neo expression cassette was inserted at the 3' end of the light chain sequence of the plasmid. This plasmid was designated as pXLC.2 (FIG. 5).

Construction of the Heavy Chain Expression Vector – pXHC.5

A. RT-PCR of the Heavy Chain

[0084] The heavy chain was amplified from the RT-PCR reaction using the 5' PCR primer *TTTG*GATCCATGTACTGGGTGAAGCAG (SEQ ID NO:6), where the italicized sequence is an added linker region with a *Bam*HI site, and the underlined bases correspond to the second methionine in the heavy chain coding sequence. The 3' PCR primer that was used, *GCCCG*GATCCTCATTTACCCGGAGACAG (SEQ ID NO:7), also contains an added linker region with a *Bam*HI site (italics) and a sequence that corresponds heavy chain coding sequence

including the termination codon (underlined). The expected PCR product of 1268 base pairs was obtained.

B. Construction of pXHC

[0085] Because the 5' PCR primer used hybridized with the second ATG codon in the coding region rather than the initiation ATG the coding region contained in the PCR product, the heavy chain coding region was incomplete. The *Bam*HI fragment, containing the incomplete heavy chain, was cloned into the plasmid pV60 (FIG. 6). This vector is identical to pV70 (described above) except that it contains the *dhfr* coding region at the site of the deletion in the intron. The heavy chain coding region was inserted into a unique *Bam*HI site between the 5' untranslated sequence at the 3' end of the hCMV IE1 intron and the 5' end of the hGHv variant poly A region. This plasmid, with the incomplete heavy chain, was designated as pXHC.

C. Completion of the Heavy Chain coding sequence – pXHC.1

[0086] The coding region that was missing from the heavy chain sequence was inserted into pXHC to generate the plasmid designated as pXHC.1 (FIG. 7). To do this, a fragment was generated by PCR using a plasmid containing the coding sequence for the antibody as a template. The 5' PCR primer used was:

PstI

*Bam*HI

TTTCTGCAGTCACCGTCCTTGACACGGGATCCATGGACTGGACCTTGGAGGG

(SEQ ID NO:8). The sequence in italics corresponds to the pXHC sequence 5' of the *Bam*HI site and the sequence in bold corresponds to the sequence starting two bases before the initiation codon in the heavy chain sequence. The 3' primer used was CTGAGGAGACGGTGACCAGGGTCCCTTGGCCCC (SEQ ID NO:9). This primer hybridizes to the end of the first exon, the heavy chain variable region. A PCR product of 445 base pairs was obtained as expected and cut with *Pst*I and *Stu*I. The *Pst*I/*Stu*I fragment was cloned into pXHC cut with *Pst*I and *Stu*I to yield pXHC.1.

D. Removal of the Intronic *dhfr* – pXHC.3

[0087] pXHC.1 contained a *dhfr* gene in the hCMV IE1 intron. Due to potential problems with amplification found with this configuration, the *dhfr* gene was removed from the intron and an expression cassette was inserted 3' of the heavy chain cassette (FIG. 8). The first step was the removal of the *dhfr* gene from the intron. This was accomplished by cutting the heavy chain coding sequence out of pXHC.1 as a PstI/EcoRI fragment and cloning it into the pXLC.1 plasmid cut with the same enzymes. This cloning step simply switched the light chain for the heavy chain in the plasmid. The resulting plasmid was identical to pXHC.1 except that the intron containing the *dhfr* gene was replaced by an intron with a deletion as described above for pXLC.1. This heavy chain plasmid was designated as pXHC.3 (FIG. 8).

E. Insertion of the *dhfr* Cassette – pXHC.5

[0088] The second step in the alteration of the *dhfr* configuration was the insertion of the *dhfr* expression cassette 3' of the heavy chain expression cassette (FIG. 9). The *dhfr* expression cassette was derived from the plasmid pSI-DHFR on a BglII/BamHI fragment and includes an SV40 early promoter, the *dhfr* gene and an SV40 poly A region. This fragment was cloned into the EcoRI site located at the 3' end of the hGHv poly A region of pXHC.3 using the following adaptor oligos:

Sall

EcoRI compatible AATTCGTCGACA (SEQ ID NO:10)

GCAGCTGTCTAG (SEQ ID NO:11) BamHI/BglII compatible

This adaptor was first ligated to the EcoRI cut plasmid and then the BglII/BamHI *dhfr* cassette was ligated to the adapted plasmid. This plasmid was designated as pXHC.5 (FIG. 9).

Characterization of pXLC.2 and pXHC.5

[0089] Both plasmids were analyzed using restriction enzymes to confirm the presence and orientation of the inserted fragments. In addition, the coding region of the plasmids was sequenced to verify that no mutations were accumulated during the PCR or cloning steps.

[0090] The presence of a functional neo selection marker was confirmed by transfecting pXLC.2 into CHO cells and demonstrating resistance to G418. The ability to do a dual selection was demonstrated when the pXLC.2 and pXHC.5 plasmids were co-transfected into a serum free adapted DG44 CHO host. Colonies grew out from the co-transfection in a dual selection media (a – MEM 10% dFBS with 400 mg/ml G418). Under the same conditions, either selection alone (a – MEM or 400 mg/ml G418) was able to kill untransfected cells.

Construction of the vectors: pV80 and pV90 vectors

[0091] pV80 was generated from the heavy chain expression vector pXHC.5 (FIG. 10). The heavy chain coding sequence was deleted from pXHC.5 using *Bam*HI. The backbone was ligated to re-circularize it at the *Bam*HI site.

[0092] Two alterations were made to the pV80 vector to generate pV90 (FIG. 11). The *Not*I site found in the pV80 construct at position 3166 (at the end of the *dhfr* coding region, see attached sequence) was destroyed. To accomplish this, the plasmid was digested with *Not*I and the overhangs were “filled-in” using Klenow polymerase. As a result, the re-ligated plasmid had lost the *Not*I site at position 3166. A new *Not*I site was then created at the cloning site by digesting the vector with *Bam*HI and introducing a *Not*I linker made by annealing the following 14-mer with itself: GATCCGCGGCCGCG (SEQ ID NO:12). When annealed together, the linker sequence is:

*Not*I

*Bam*HI compatible GATCCGCGGCCGC (SEQ ID NO:13)

CGCCGGCGCCTAGG (SEQ ID NO:14) *Bam*HI

compatible

[0093] This cloning step recreated *Bam*HI sites on either side of the *Not*I site. These *Bam*HI sites may be useful in the genetic analysis of stable cell lines generated with this vector. The cloning site sequence of pV90 was confirmed by sequence analysis.

[0094] In the pV80 vector a polynucleotide (*e.g.*, a coding sequence) may be cloned into the *Bam*HI site **GGATCCCTGCCC**GGGT (SEQ ID NO:15). The bold sequence represents the *Bam*HI site. In the pV90 vector a polynucleotide (*e.g.*, a coding sequence) may be cloned into the *Bam*HI or *Not*I site **GGATCC** GCGGCCGC **GGATCC** CTGCCC GGGT (SEQ ID NO:16). Here, the bold sequence represents the *Bam*HI site and the underlined sequence represents the *Not*I site. For optimal results when using the *Not*I site, a "C" should be added prior to the start codon in the PCR primers to best match the Kozak sequence (*e.g.*, GGATCC GCGGCCGC C ATG (SEQ ID NO:17)).

Restriction sites in pV80 and pV90

[0095] pV80 and pV90 are identical with the exception of *Not*I restriction sites: pV80 has a single *Not*I site at position 3166 (end of the *dhfr* coding region) and pV90 has a single *Not*I site at position 1260 (cloning site).

[0096] Common restriction sites of which 2 or fewer were found include those listed in Table 1.

Table 1

AatI (1) 2274	ApaI (1) 1733	AspEI (2) 1382, 4807	BamHI (1) 1254
BsgI (1) 1494	BsiXI (1) 3404	ClaI (1) 3404	EgeI (1) 3585
HindIII (2) 2293, 6059	HpaI (1) 3308	KasI (1) 3585	Kpn2I (1) 1121
KpnI (2) 1927, 3144	NarI (1) 3585	NdeI (2) 254, 3637	NheI (1) 2557
NotI (1) see above	PstI (2) 1231, 2331	PvuI (2) 3544, 4440	SacI (2) 585, 2819
SacII (2) 673, 1258	SmaI (2) 1271, 3161	SpeI (1) 20	StuI (1) 2274
XbaI (1) 3150	XhoI (1) 3127	XmaI (2) 1271, 3161	

The following common enzyme cut sites were not found:

Table 2

AatII	AfaI	AfeI	AgeI	AluI	ApaLI	AspHI	AspI	AvaI	AvaII	BsiWI	DpnI
DpnII	DraI	DraII	DraIII	EaeI	EagI	EarI	EcoRI	EcoRV	FspI	HaeII	HaeIII
HincI	HpaI	NaeI	NcoI	NdeII	NspI	PacI	Sall	SphI	XhoII	XmaIII	

Cloning of the reporter genes

[0097] The expression cassette/vector including the CMV IE1, intron A fragment, and hGHv polyA construct was compared with a commercially available SV40-based high expression vector.

[0098] Secreted alkaline phosphatase (SEAP) was used as reporter for the comparison of the plasmids. The SV40 based expression vector, pSEAP2-control (Cat # 6052-1, Clontech), expresses SEAP under the control of the SV40 early promoter and SV40 enhancer. The SEAP coding sequence is followed by the SV40 late polyadenylation signal to ensure proper, efficient processing of the SEAP transcript in eukaryotic cells. A synthetic transcription blocker (TB), composed of adjacent polyadenylation and transcription pause sites, located upstream of the MCS reduces background transcription. The vector incorporates a number of features that improve the sensitivity of SEAP by increasing the efficiency of SEAP expression or that enhance the utility of the vectors. These include: an improved Kozak consensus translation initiation site; the removal of the SV40 small-t intron, which can cause cryptic splicing and reduced expression in some genes and/or cell types; switching from the early to late polyadenylation signal of SV40, which typically causes a five-fold increase in mRNA levels; an expanded multiple cloning site (MCS); compact plasmid size; and removal of extraneous sequences from the 3' untranslated region of the SEAP mRNA. Genbank accession number U89938.

[00099] In order to generate the pCMV-hGHvPA-SEAP plasmid, the SEAP coding sequence was extracted from the pSEAP2-control plasmid by PCR and cloned into a pV110 vector. The pV110 plasmid is a derivative of pV90 (no dhfr expression cassette, different polylinker, but otherwise the same). The pCMV-hGHvPA-SEAP plasmid construct was verified by sequencing.

[00100] The host used for transfections was the dihydrofolate reductase (DHFR) deficient Chinese hamster ovary cell line DG44 (Urlaub et al., Cell 33, 405-412 (1983)). The CMVSEAP and pSEAP2-control reporter plasmids were co-transfected with a plasmid encoding dihydrofolate reductase (dhfr) so that stable transfectants could be selected for (pSI-DHFR.2, FIG. 12). Each transfection contained 50 μ g of a reporter plasmid and 5 μ g pSI-DHFR.2. All DNA was prepared by Megaprep kit (Qiagen). Prior to transfection, DNA was ETOH precipitated, washed in 70% EtOH, dried, resuspended in HEBS (20 mM Hepes, pH 7.05, 137 mM NaCl, 5 mM KCl, 0.7 mM Na₂HPO₄, 6 mM dextrose), and quantitated prior to transfection. Negative controls included pUC18 (ATCC No. 37253) as a reporter control and a no DNA transfection as a transfection control (Table 3).

[00101] Cells and DNA were transfected by electroporation in 0.8 ml of HEBS using a 0.4 cm cuvette (BioRad) at 0.28 kV and 950 mF. 5E6 cells were used for each transfection. After the electroporation pulse, the cells were allowed to incubate in the cuvette for 5-10 min at room temperature. They were then transferred to a centrifuge tube containing 10 ml of alpha MEM with nucleosides and 10% dFBS and pelleted at 1K RPM for 5 min. Resuspended pellets were seeded into 6-well plates in alpha MEM without nucleosides with 10% dFBS and incubated at 36°C with 5% CO₂ in a humidified incubator until colonies formed.

Table 3. Transfection Experiment

Reporter plasmid (50 μ g each)	DHFR plasmid (5 μ g each)	No. of Transfections
pSEAP2-control	pSIDHFR.2	3
pCMVSEAP	pSIDHFR.2	3

pUC18	pSIDHFR.2	1
No DNA	No DNA	1

[00102] Approximately 2 weeks after transfection, colonies had formed in the transfections containing the pSIDHFR.2 plasmid only. Stable transfectants were analyzed as either pools or isolates. The specific productivity was assessed in assays where the medium was exchanged for fresh medium and 24 hours later the medium was sampled and the cells were counted. The product titer was normalized for the cell number at the end of the 24 hour assay, and the productivities were expressed as SEAP activity per cell.

[00103] SEAP assay. Conditioned medium was analyzed using the Great EscAPe™ SEAP Reporter System 3 (Clontech). This assay uses a fluorescent substrate to detect the SEAP activity in the conditioned medium. The kit was used in a 96 well format according to the manufacturer's instructions, with the following exceptions. The assay buffer from the kit was substituted with 1.5 M diethanolamine, 0.75 mM MgCl₂, 15 mM L-homoarginine, and 10% Emerald II (Cat # 9761, Applied Biosystems). All standards and samples were diluted in fresh medium rather than the dilution buffer provided. Instead of doing one reading after 60 min, multiple reads were taken at 10-20 min intervals and used to express SEAP activity as relative fluorescent units per minute (RFU/min). The emission filter used for the plate reader (Cytofluor II, PerSeptive Biosystems) was 460 nm instead of the recommended 449 nm.

[00104] The RFU/min values were normalized to a standard curve based on a standard provided with the kit. Because the standard provided was not quantitated, all values are relative. These relative values were normalized to cell numbers and the incubation period to generate relative specific productivities (SEAP activity per cell per day).

[00105] Pools. After the appearance of colonies, the cells were collected and pooled from each transfection. Pools were seeded at $\sim 2 \times 10^5$ cells per well into 6-well plates. The following

day the medium was exchanged for 2 ml of fresh medium. After 24 hours the cells were counted and a sample of the medium was used to assess SEAP activity. Results from the pool assays are shown in FIG. 13.

[00106] Isolates. Isolates were obtained by “picking” colonies from the transfection. “Picking” was accomplished by aspirating directly over a colony with a P200 Pipetman™ set at 50 µl. The aspirated colony was transferred first to a 48 well plate and then to a 6 well plate when there was a sufficient number of cells. Specific productivities were assessed in 6 well plates at near confluent to confluent cell densities using the 24-hour assay described above (FIG. 14).

[00107] As summarized in Figs. 13 and 14, an expression vector based on the combination of a CMV IE promoter and a hGHv polyA signal domain was far superior to a commercially available vector that boasts of high expression capabilities.

[00108] A number of embodiments of the invention have been described. Nevertheless, it will be understood that various modifications may be made without departing from the spirit and scope of the invention. Accordingly, other embodiments are within the scope of the following claims.

[00109] The term “comprise” and variants of the term such as “comprises” or “comprising” are used herein to denote the inclusion of a stated integer or stated integers but not to exclude any other integer or any other integers, unless in the context or usage an exclusive interpretation of the term is required.

[00110] Any reference to publications cited in this specification is not an admission that the disclosures constitute common general knowledge in Australia.

The claims defining the invention are as follows:

1. An expression cassette comprising:
a human CMV immediate early 1 (hCMV IE1) promoter/enhancer region;
a polynucleotide of interest;
a variant human growth hormone (hGHv) polyA signal domain; and
a variable length intervening sequence (VLIVS) comprising a splice donor and splice acceptor site;
wherein the hGHv polyA signal domain is at least 100 nucleotides in length, contains the sequence AATAAA, and is at least 92% identical to the sequence set forth in SEQ ID NO:18, and wherein the VLIVS comprises an intron A of a hCMV E1 gene.
2. The expression cassette of claim 1, wherein the hCMV IE1 promoter/enhancer region comprises a sequence as set forth from about x_1 to about x_2 of SEQ ID NO:1, wherein x_1 denotes a nucleotide from about 1 to about 20 of SEQ ID NO:1 and x_2 denotes a nucleotide from about 715 to about 720 of SEQ ID NO:1.
3. The expression cassette of claim 1, wherein the expression cassette comprises the sequence as set forth in SEQ ID NO:1.
4. The expression cassette of claim 1, wherein the expression cassette comprises a sequence complementary to the sequence as set forth in SEQ ID NO:1.
5. The expression cassette of claim 1, wherein the expression cassette comprises a sequence at least about 80% identical to SEQ ID NO:1 or its complement.
6. The expression cassette of claim 5, wherein the expression cassette comprises a sequence at least about 90% identical to SEQ ID NO:1 or its complement.
7. The expression cassette of claim 6, wherein the expression cassette comprises a sequence at least about 95% identical to SEQ ID NO:1 or its complement.
8. The expression cassette of claim 7, wherein the expression cassette comprises a sequence at least about 97% identical to SEQ ID NO:1 or its complement.
9. The expression cassette of claim 8, wherein the expression cassette comprises a sequence at least about 98% identical to SEQ ID NO:1 or its complement.

10. The expression cassette of claim 9 wherein the expression cassette comprises a sequence at least about 99% identical to SEQ ID NO:1 or its complement.
11. The expression cassette of claim 1, wherein the expression cassette comprises a nucleotide sequence from about 1 to about 1867 of SEQ ID NO:1.
12. The expression cassette of claim 1, wherein the VLIVS comprises an intron A of a hCMV IE1 gene that has a deletion between the splice acceptor and splice donor of the intron A.
13. The expression cassette of claim 1, wherein the VLIVS comprises a sequence from about x_3 to x_4 of SEQ ID NO:1, wherein x_3 denotes a nucleotide from about 715 to about 720 of SEQ ID NO:1 and x_4 denotes a nucleotide from about 1236 to about 1254 of SEQ ID NO:1.
14. The expression cassette of any one of claims 1 to 13, further comprising an additional promoter/enhancer element or regulatory region.
15. The expression cassette of claim 14, wherein the promoter/enhancer element is an SV40 promoter/enhancer element.
16. The expression cassette of claim 14 or claim 15, wherein the regulatory region is an SV40 polyadenylation region.
17. The expression cassette of any one of claims 1 to 16, further comprising a selectable marker.
18. The expression cassette of claim 17, wherein the selectable marker is selected from the group consisting of dihydrofolate reductase, GPF, neomycin, Hygro, phleomycin D1, herpes simplex virus thymidine kinase, hypoxanthine-guanine phosphoribosyltransferase, adenine phosphoribo-syltransferase, puromycin N-acetyl transferase or adenosine deaminase.
19. The expression cassette of claim 18, wherein the selectable marker is dihydrofolate reductase.
20. The expression cassette of any one of claims 1 to 19, wherein the polynucleotide of interest encodes a therapeutic agent.

21. The expression cassette of any one of claims 1 to 19, wherein the polynucleotide of interest is in the antisense orientation with respect to the promoter.
22. The expression cassette of any one of claims 1 to 21, wherein the polynucleotide of interest is a heterologous polynucleotide.
23. The expression cassette of any one of claims 1 to 22, wherein the polynucleotide of interest further includes transcriptional control elements.
24. The expression cassette of claim 23, wherein the transcriptional control elements are selected from the group consisting of transcriptional stop signals, polyadenylation domains and downstream enhancer elements.
25. The expression cassette of any one of claims 1 to 19, wherein the polynucleotide of interest encodes a polypeptide of diagnostic or therapeutic use.
26. The expression cassette of any one of claims 1 to 19, wherein the polynucleotide of interest encodes an antigenic polypeptide for use as a vaccine.
27. The expression cassette of any one of claims 1 to 26, wherein the polyA signal domain comprises at least 100 contiguous nucleotides of SEQ ID NO:19.
28. The expression cassette of claim 27, wherein the polyA signal domain comprises SEQ ID NO:19.
29. The expression cassette of any one of claims 1 to 28 in the form of a naked nucleic acid construct.
30. An expression vector comprising an expression cassette of any one of claims 1 to 29.
31. A host cell comprising an expression vector of claim 30.
32. A host cell comprising an expression cassette of any one of claims 1 to 29.
33. A method for producing a polypeptide comprising propagation of a host cell of claim 31 or claim 32 and expression of the polynucleotide of interest.

34. A method of delivering a therapeutic agent to an animal in need of treatment comprising propagation of a host cell of claim 31 or claim 32 and expression of the polynucleotide of interest.

35. A method of gene therapy to an animal in need of treatment comprising propagation of a host cell of claim 31 or claim 32 and expression of the polynucleotide of interest.

36. A genetic vector selected from pV40, pV60, pV70, pV80, pV90, pXLC.1, pXLC.2, pXHC.1, pXHC.3, or pXHC.5.

Date: 13 August 2009

1/15

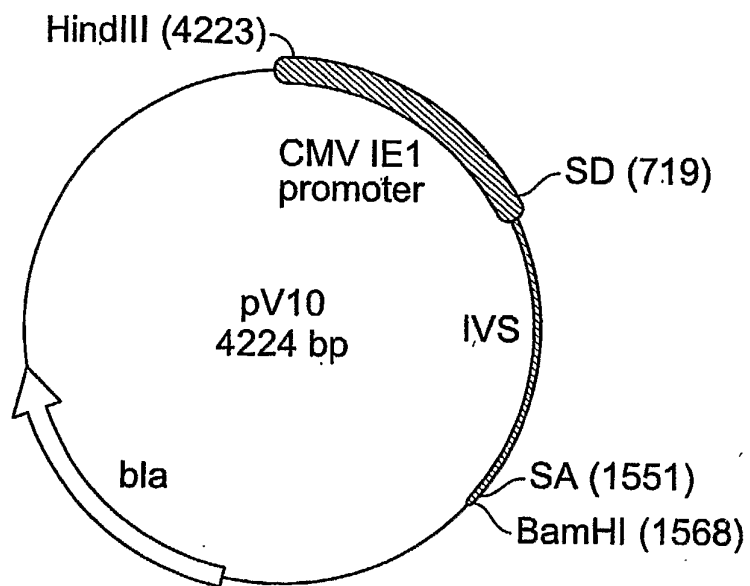


FIG. 1

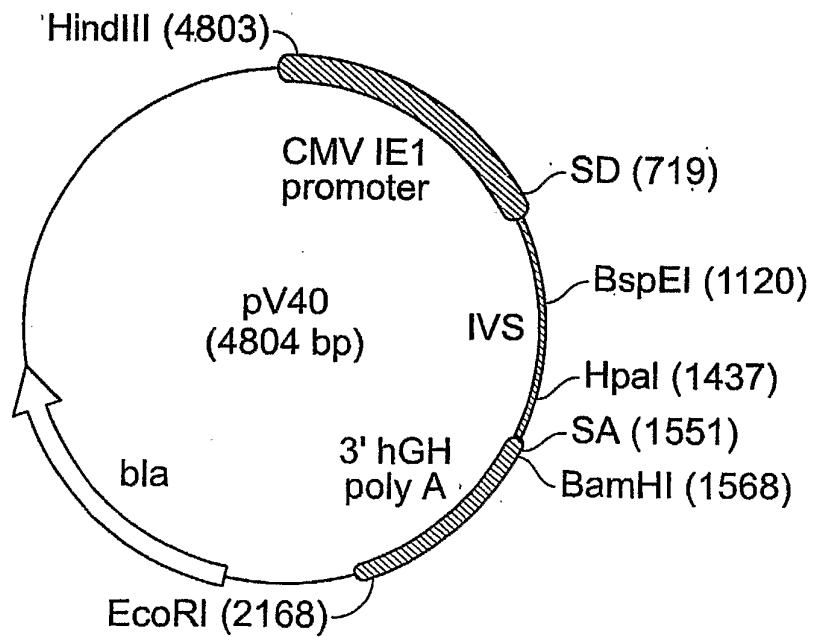


FIG. 2

2/15

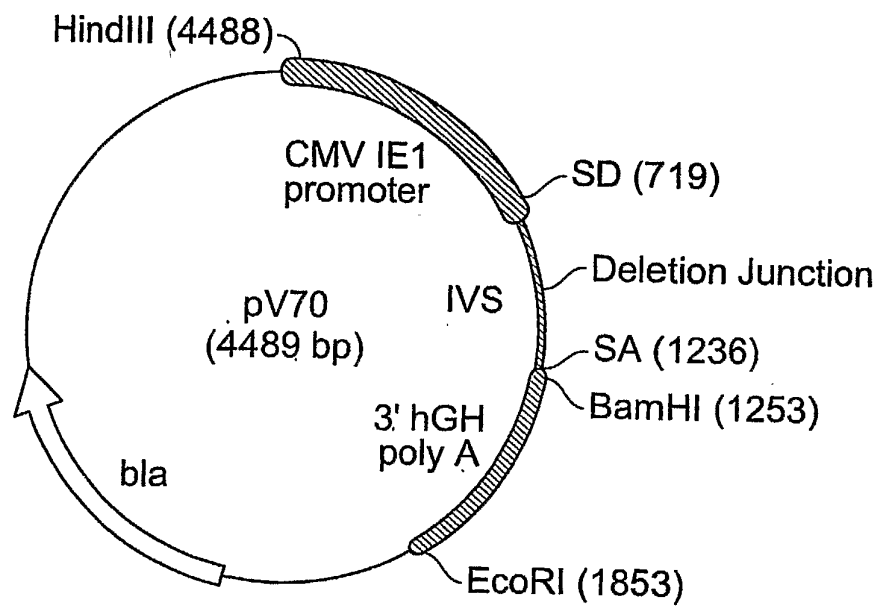


FIG. 3

3/15

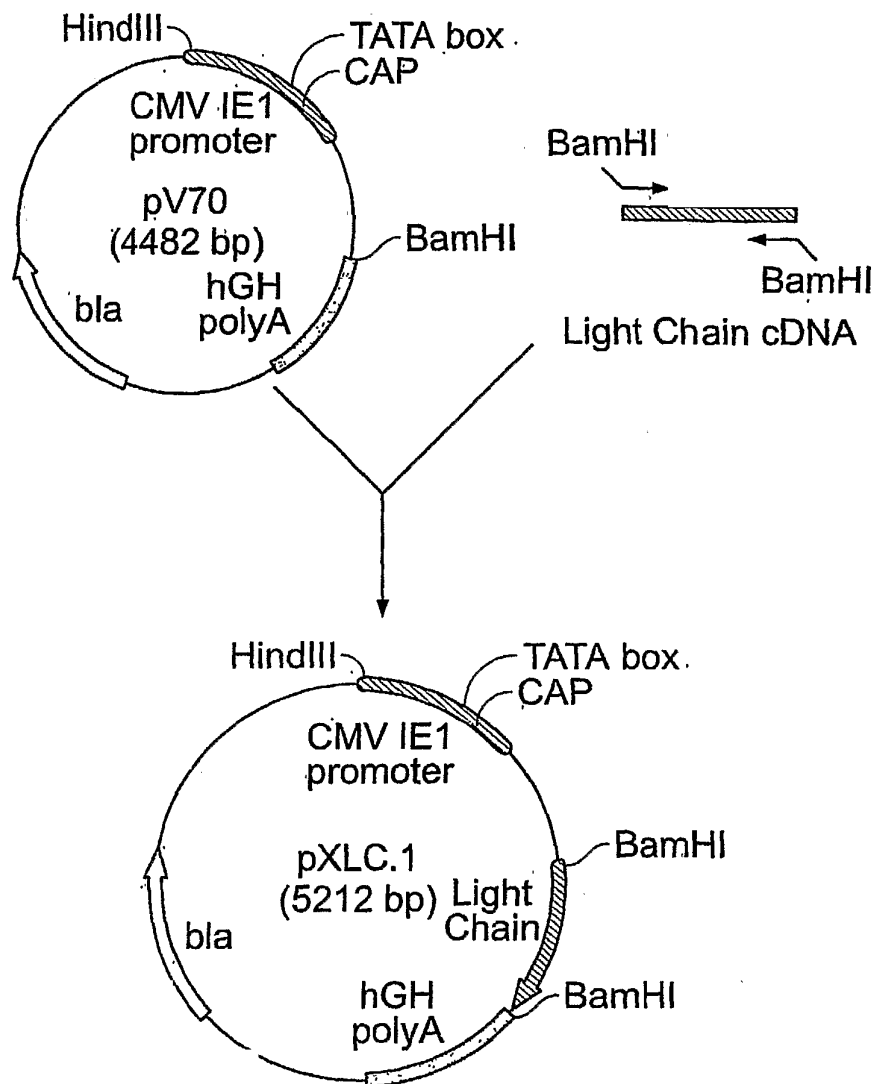


FIG. 4

4/15

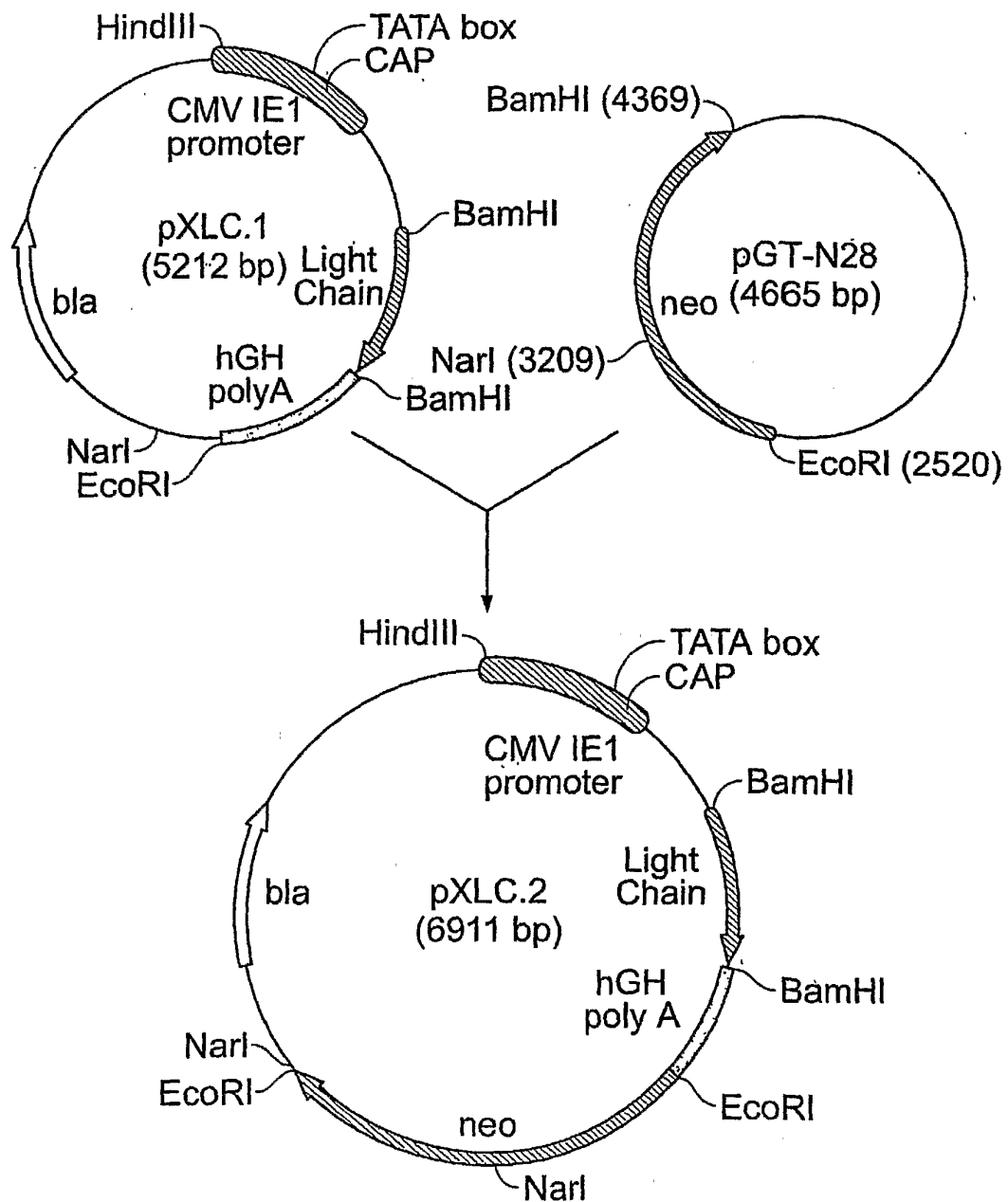


FIG. 5

5/15

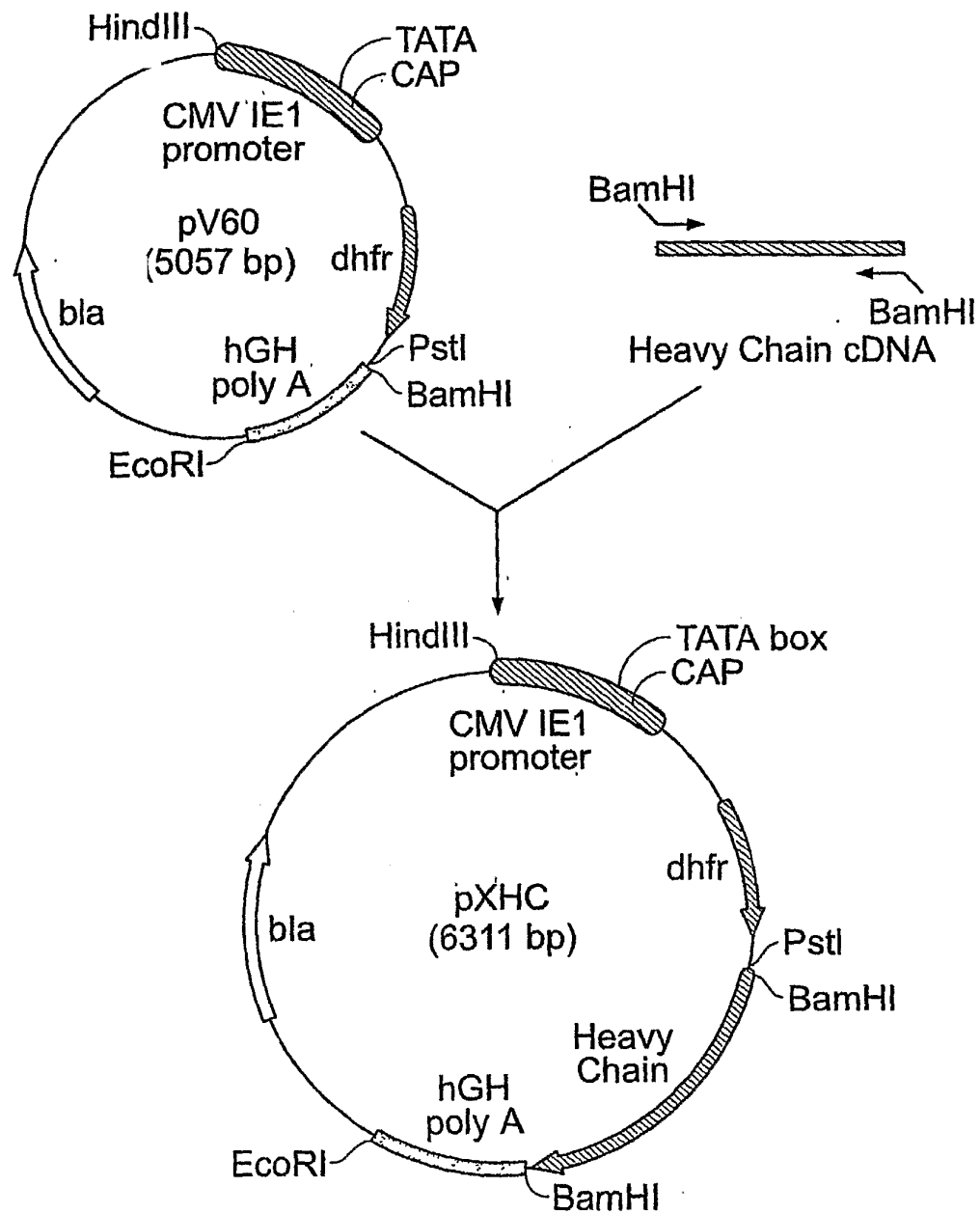


FIG. 6

6/15

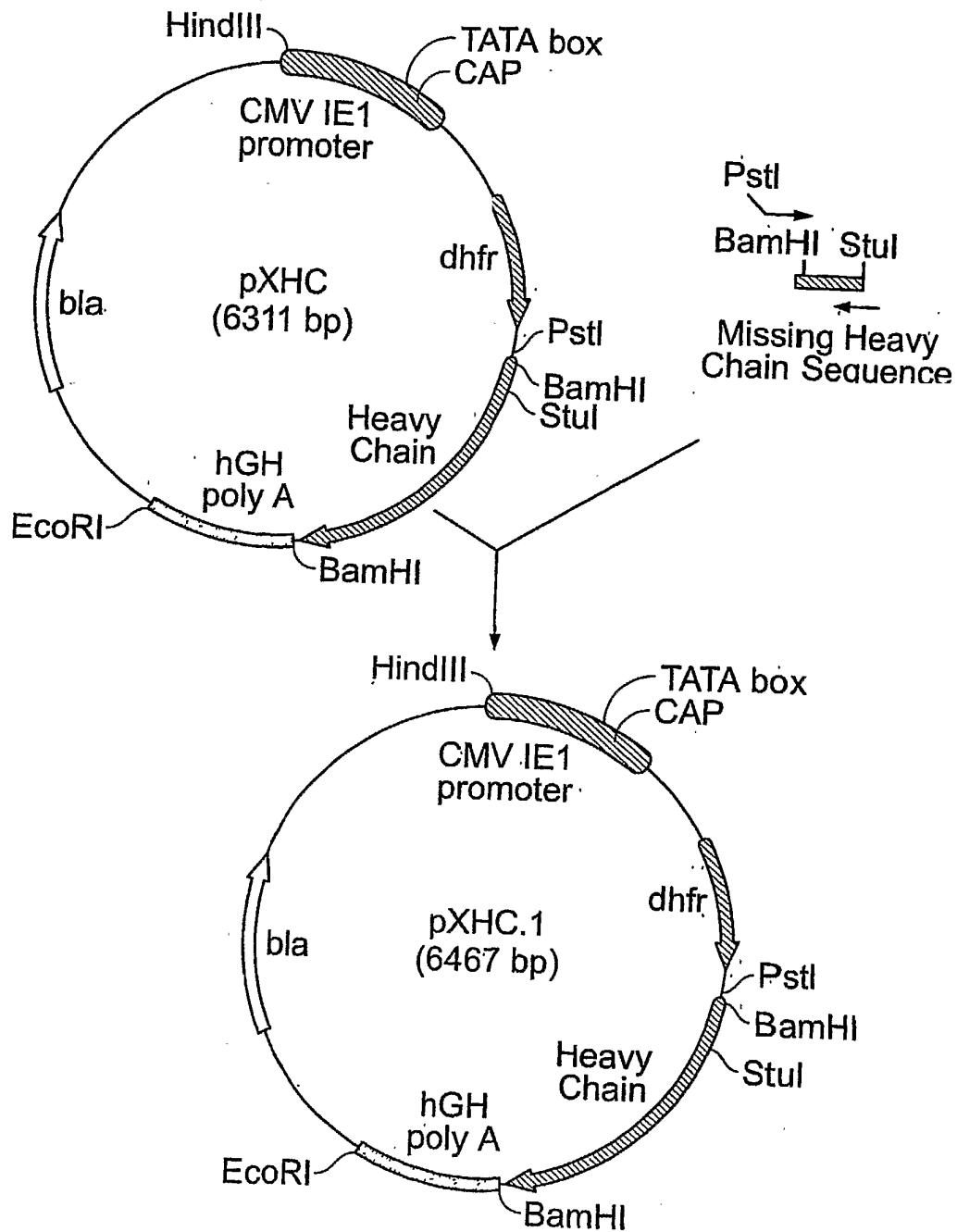


FIG. 7

7/15

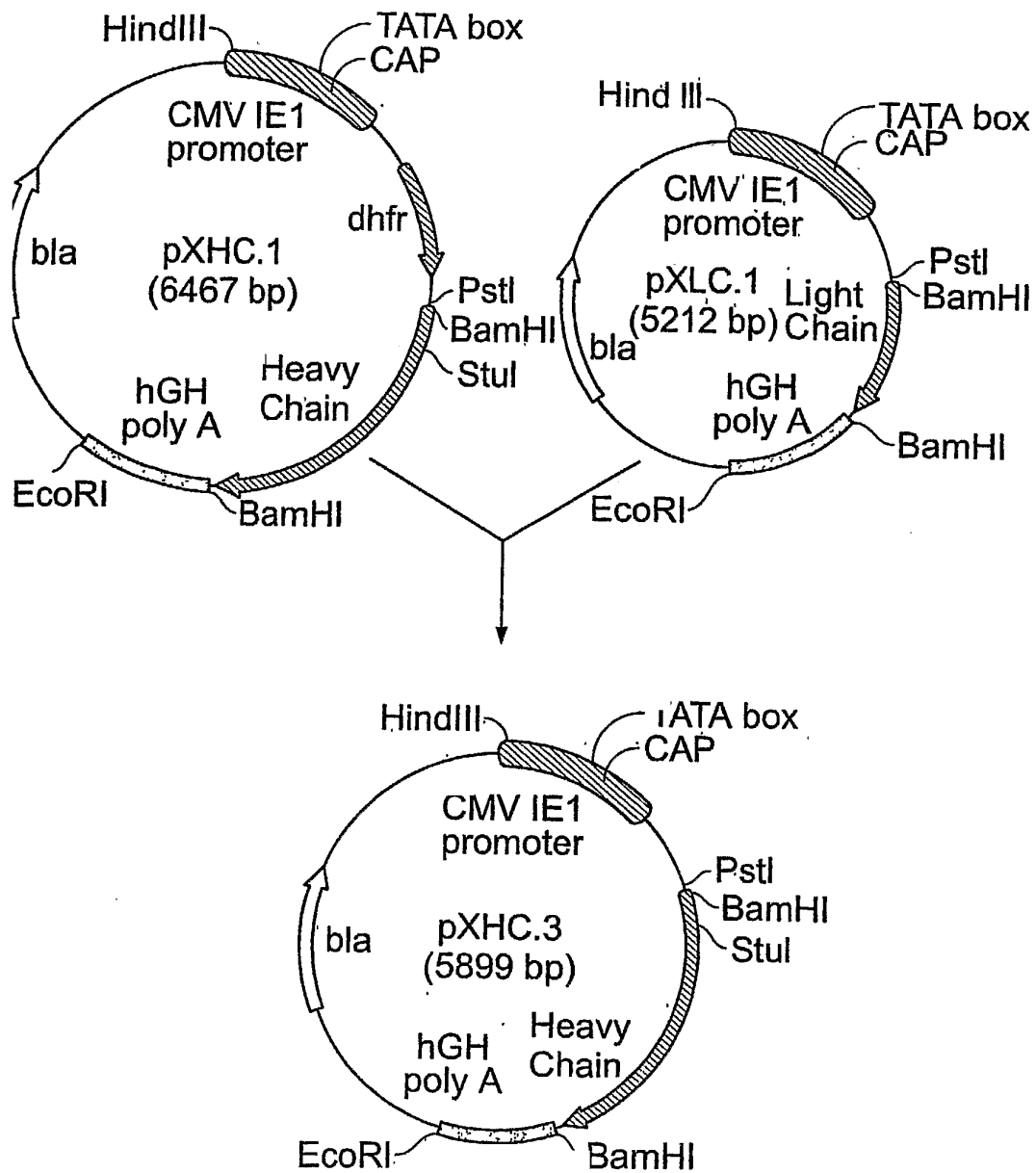


FIG. 8

8/15

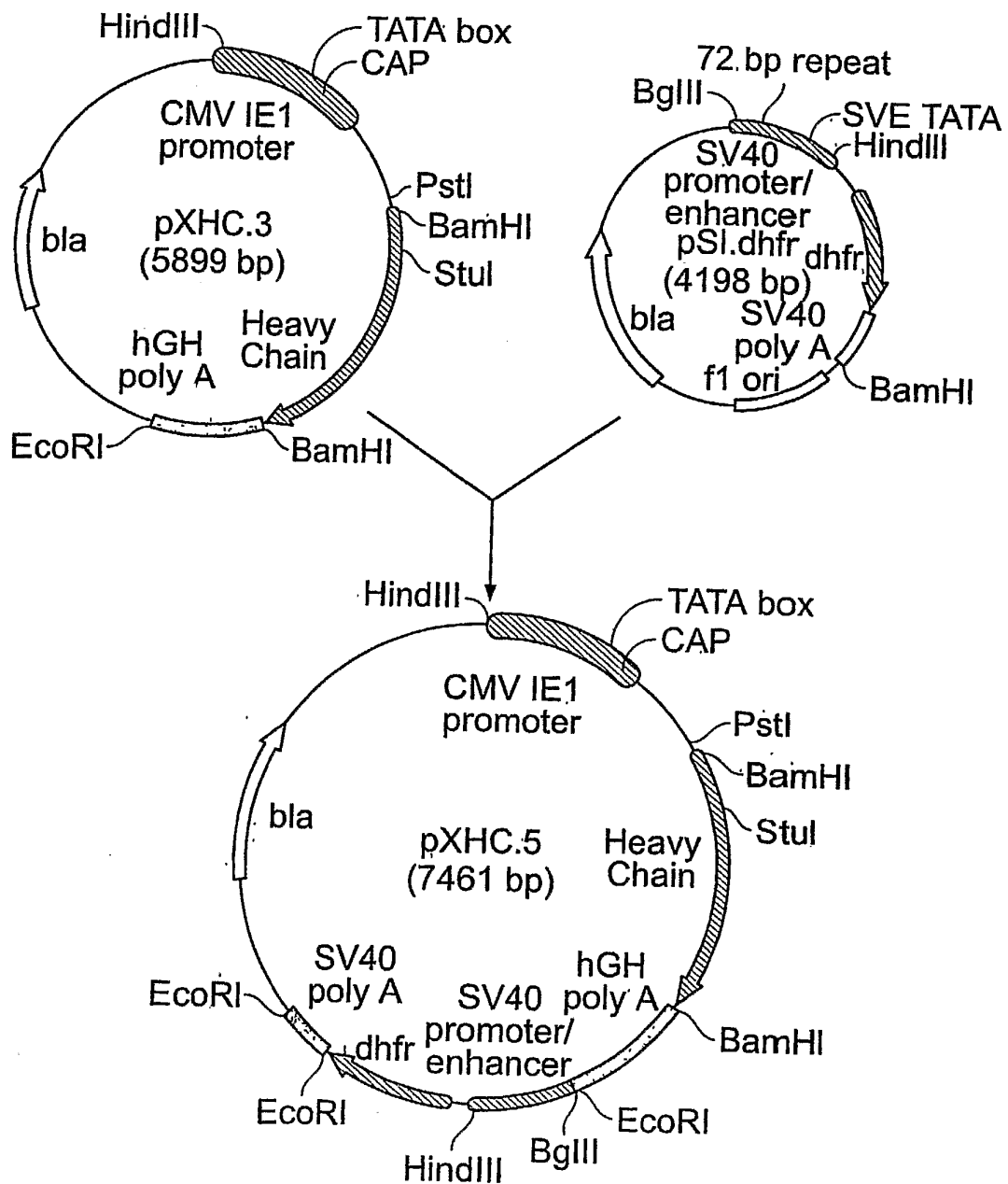


FIG. 9

9/15

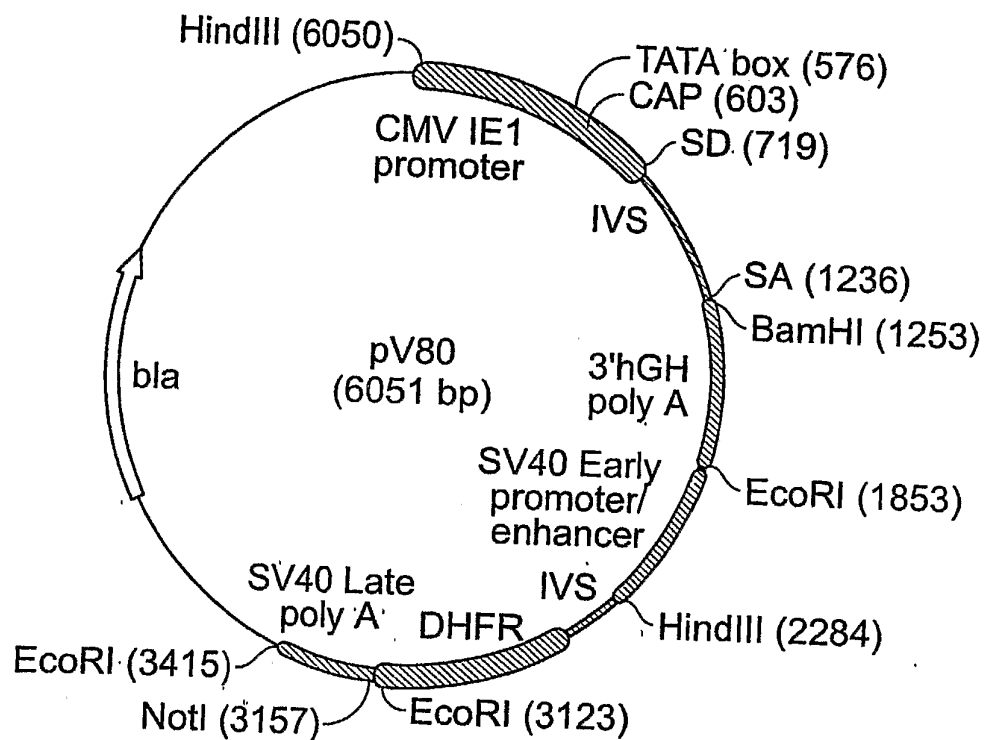


FIG. 10

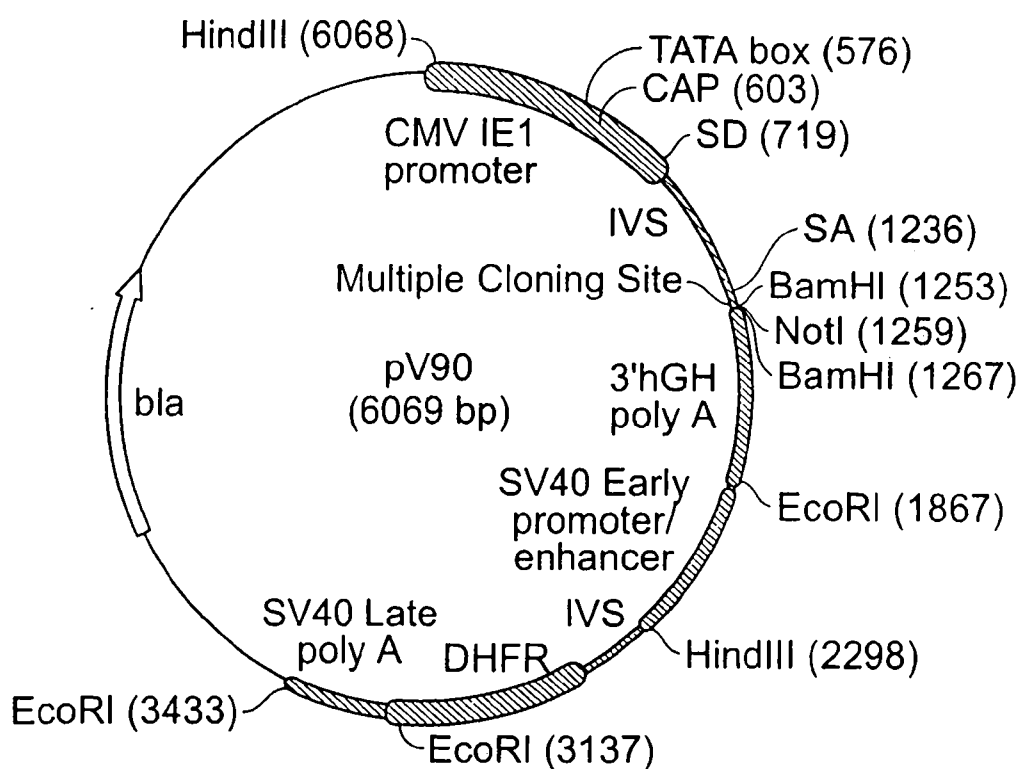


FIG. 11A

11/15

Annotated p V90 sequence

1 AGCTTGACATTGATTATTGACTAGTTATTAATAGTAATCAATTACGGGGTCATTAGTTCATAGCCCATATATGGAGTTCGCGTTA
 87 CATAACTTACGGTAAATGGCCGCTGGCTGACCGCCCAACGACCCCGCCATTGACGTCAATAATGACGTATGTTCCCATAGTA
 173 ACGCCAATAGGGACTTTCCATTGACGTCAATGGGTGGAGTATTACGGTAAACTGCCCACTGGGAGTACATCAAGTGTATCATAT
 259 GCCAAGTACGCCCCCTATTGACGTCAATGACGGTAAATGGCCGCTGGCATTATGCCAGTACATGACCTTATGGGACTTTCCTA
 345 CTGGCAGTACATCTACGTATTAGTCATCGCTATTACCATGGTGATGCGGTTTTGGCAGTACATCAATGGGCGTGGATAGCGGTTT
 431 GACTCACGGGGATTCCAAGTCTCCACCCATTGACGTCAATGGGAGTTTGT.TTGGCACCAAAATCAACGGGACTTCCAAAATG
 TATA box(576)
 517 TCGTAACAACCTCGCCCCATTGACGCAAAATGGGCGGTAGGCGTGACGGTGGGAGGTCTA.TATAA GCAGAGCTCGTTTAGTAA
 CAP(603)
 601 CCGTCAGATCGCCTGGAGACGCCATCCACGCTGTTTTGACCTCCATAGAAGACACCGGGACCGATCCAGCCTCCGCGGCCGGGAAC
 687 GGTGCATTGGAACGCGGATTCCCGTGCCAAGA
 splice donor(719)
 720 GTGACGTAAGTACCGCTATAGAGTCTATAGGCCACCCCTTGGCTTCTTATGGATGCTATACTGTTTTGGCTTCCCGTCTATA
 806 CACCCCGCTTCCCTCATGTTATAGGTGATGGTATAGCTTAGCCTATAGGTGTTGGGTATTGACCATTAATGACCACTCCCTATTG
 892 GTGACGATACCTTCCATTACTAATCCATAACATGGCTCTTGGCCAACTCTCTTATGGCTATATGCCAATACACTGTCTTCA
 978 GAGACTGACACGGACTCTGTATTTTACAGGATGGGCTCTCATTTATTATTACAAATTCACATATACAAACACCGTCCCGAGT
 1064 GCGCGCAGTTTTTATTAAACA-TAACGTGGGATCTCCACGCAATCTGGGGTACGTGTTCCGGAACGGTGGAGGGCAGTGTAGTCTG
 1150 AGCAGTACTCGTTGCTGCCGCGCGCCACAGACATAATAGTACAGACTAACAGACTGTTCTTTCCATGGGTCTTTCTCGCA
 BamHI(1253)BamHI(1267)
 Multiple Cloning Site
 splice acceptor(1236) NotI(1259)
 1236 G TCACCGTCTT TGACACG GATCGCGCGCGGGATCCCTGCCCGGGTGGCATCCCTGTGACCCCTCCCAAGTGCC
 BamHI NotI BamHI polyadenylation site (1359)
 1312 TCTCCTGGTCTGGAAGGTGCTACTCCAGTGGCCACCAAGCCTTGTCTAATAAAATTAAGTTGCATCATTTTGT
 1386 TTGACTAGGTGCTCTTGATAATATTATGGGTGGAGCGGGTGGTATGGAGCAAGGGGCAGGTTGGGAAGACA
 1460 ACCTGTAGGGCTTTCAGGGTCTATTGGGAACCAAGGCTGGAGTGCAGTGGCAGATCTTGGCTCGCTGCAATCTC
 1534 CGCCTCCTGGGTTCAAGCGATTCTCCTGCCTCAGTGTCCGAATAGTTGGGATTCCAGGCATGCACGACCAAGG
 1608 TCAGTAAATTTTGTATTTTGGTAGAGACGGGGTTTACCATATTGGCCAGTCTGGTCTCCATCTCTGACCT
 1682 CAGGTAATCCGCCGCTCGGCTCCCAAAATTGCTGGGATTACAGGTATGAGCCACTGGGCCCTTCCCTGTCTCT
 1756 GTGATTTTAAATAAATTATACCAGCAGAAGGACGTCCAGACACAGCATGGGCTACCTGGCCATGCCAGCCAGT
 SalI(1873)
 SV40 early promoter/enhancer (1868)
 EcoRI(1867)
 1830 TGGACATTTGAGTTGTTTGGCTTGGCACTGTCTCTCATGAATTCGTCCAGAGATCTGCGCAGCACCATTGGCCTGAAATAA
 1910 CCTCTGAAAGAGGAACCTTGGTTAGGTACCTTCTGACGCGGAAAGAACAGCTGTGGAATGTGTGTCAGTTAGGGTGTGGAAGTCC
 1996 CCAGGCTCCCGCAGCAGGAGCAAGTATGCAAGCATGCATCTCAATTAGTCAGCAACCAAGGTGTGGAAGTCCCGAGGCTCCCGAGC
 2002 AGGCAGAGTATGCAAGCATGCATCTCAATTAGTCAGCAACCAATAGTCCCGCCCTAACTCCGCCCATCCCGCCCTAACTCCGC
 2168 CCAGTTCGCGCCATTCTCGGCCCATGGCTGACTAATTTTTTATTATGCAAGGCGGAGGCGGCTCGGCTCTGAGCTATTC
 HindIII (2298)
 2254 CAGAAGTAGTGAGGAGGCTTTTTTGGAGGCCTAGGCTTTTGCAAAAGCTTGATTCTTCTGACACAACAGTCTCGAAGTTAAGCTG
 2340 CAGAAGTTGGTCTGAGGCACTGGGCAGGTAAGTATCAAGGTTACAAGACAGGTTTAAGGAGACCAATAGAAAGTGGGCTTGTCGA
 2426 GACAGAGAAGACTCTTGCGTTTCTGATAGGCACCTATTGGTCTTACTGACATCCACTTTGCCCTTCTCTCCACAGGTGTCCACTCC
 DHFR coding sequence (2568)
 2512 CAGTTCAATTACAGCTCTTAAGGCTAGAGTACTTAATACGACTCACTATAGgctagcATGGTTCGACCATTGAAGTGCATCG
 2594 TCGCCGTGTCCTCAAAATATGGGATTGGCAAGAACCGAGACCTACCCTGGCCTCCGCTCAGGAACGAGTTCAAG
 2668 TACTTCCAAAGAAATGACCACAACCTCTTCAGTGGAAAGTAAACAGAATCTGGTGATTATGGGTAGGAAAACCTG
 2742 GTTCTCAATTCCTGAGAAGATCGACCTTTAAAGGACAGAATTAATATAGTTCTCAGTAGAGAAGTCAAAAGAAC
 2816 CACCACGAGGAGCTCATTTTCTTGCCAAAAGTTTGGATGATGCCTTAAGACTTATTGAACAACCGAATTGGCA
 2990 AGTAAAGTAGACATGGTTTGGATAGTCGGAGGCAGTCTGTATTACAGGAAGCCATGAATCAACGAGGCCACCT
 2964 CAGACTCTTTGTGACAAGGATCATGCAAGGAATTTGAAAGTGACACGTTTTTCCAGAAATTTGATTGGGGAAT
 3038 ATAAACTTCTCCAGAAATACCCAGGCGTCTCTGAGGTCCAGGAGGAAAAAGGCATCAAGTATAAGTTTGAA
 EcoRI (3137) SalI (3161)
 3112 GTCTACGAGAAGAAAGACTAACTCGAGAATTCACGCGTGGTACCTCTAGAGTCGACCCGGGCGGCGGCGCTTCGAGCAGAC

FIG. 11B-1

12/15

3195 ATGATAAGATACATTGATGAGTTTGGACAAACCACAAC TAGAATGCA GTGAAAAAATGCTTTATTTGTGAAATTTGTGATGCTAT
polyadenylation site (3308)
3281 TGCTTTATTTGTAACCATTAAGCTGCAATAAACAAAGTTAACAAACAATTCATTCTTTATGTTTCAGGTTACAGGGGAGG
EcoRI (3433)
SalI (3427)
3367 TGTGGGAGGTTTTTTAAAGCAAGTAAACCTCTACAAATGTGGTAAATCGATAAGGATCTGTCGACGAATTCAGTGGCCGTCGTT
3453 TTACAACGTCGTGACTGGGAAAACCTGGCGTTACCCAACTTAATCGCCTTGCAGCACATCCCCCTTTCGCCAGCTGGCGTAATAG
3539 CGAAGAGGCCCGCACCAGATCGCCCTTCCCAACAGTTGCGCAGCCTGAATGGCGAATGGCGCCTGATGCGGTATTTTCTCCTTACGC,
3625 ATCTGTGCGGTATTTACACCCGATATGGTGCACTCTCAGTACAATCTGCTCTGATGCCGCATAGTTAAGCCAGCCCCGACACCCG
3711 CCAACACCCGCTGACGCGCCCTGACGGGCTTGTCTCTCCGGCATCCGCTTACAGACAAGCTGTGACCGCTCCGGGAGCTGCAT
3797 GTGTCAGAGGTTTTACCGTCATCACGAAACGCGGAGACGAAAGGGCCTCGTGATACGCCTATTTTATAGGTTAATGTCATGA
3883 TAATAATGGTTTTCTAGACGTCAGGTGGCACTTTTCGGGAAATGTGCGCGGAACCCCTATTTGTTTATTTTCTAAATACATTCA
3969 AATATGTATCCGCTCATGAGACAATAACCTGATAAATGCTTCAATAATTGAAAAGGAAGAGTATGAGTATTCAACATTTCCG
4055 TGTGCGCCCTTATTCCTTTTTTGGCGCATTTTGCCCTTCTGTTTTGCTCACCAGAACGCTGGTGAAGTAAAGATGCTGAAG
4141 ATCAGTTGGGTGCAGAGTGGGTACATCGAAGTGGATCTCAACAGCGGTAAAGATCCTTGAGAGTTTTGCGCCCGAAGAACGTTTT
4227 CCAATGATGAGCACTTTTAAAGTTCTGCTATGTGGCGCGGTATTATCCGTTATGACGCCGGCAAGAGCAACTCGGTCCGCGCAT
4313 ACCTATTCTCAGAAATGACTTGGTTGAGTACTCACCAGTCACAGAAAGCATCTTACGGATGGCATGACAGTAAGAGAAATTTGCA
4399 GTGCTGCCATAACCATGAGTGATAACACTGCGGCCAACTTACTTCTGACAACGATCGGAGGACCGAAGGAGCTAACCGCTTTTTTG
4485 CACAACATGGGGGATCATGTAACCTCGCCTTGATCGTTGGGAACCGGAGCTGAATGAAGCCATACCAAACGACGAGCGTGACACCAC
4571 GATGCTGTAGCAATGGCAACAACGTTGCGCAAACTATTAACGTGGCAACTACTTACTCTAGCTTCCCGGCAACAATTAATAGACT
4657 GGTGGAGGCGGATAAAGTTGCAGGACCACTTCTGCGCTCGGCCCTTCCGGCTGGCTGGTTTTATTGCTGATAAATCTGGAGCCGGT
4743 GAGCGTGGGTCTCGCGGTATCATTGCGAGCACTGGGGCCAGATGGTAAGCCCTCCCGTATCGTAGTTATCTACACGACGGGGAGTCA
4829 GGCAACTATGGATGAACGAAATAGACAGATCGCTGAGATAGGTGCCCTCACTGATTAAAGCATTGGTAACTGTGAGACCAAGTTACT
4915 CATATATACTTTAGATTGATTTAAACTTCATTTTAATTTAAAGGATCTAGGTGAAGATCCTTTTTGATAATCTCATGACCAAA
5001 ATCCCTTAACGTGAGTTTTTCGTTCCACTGAGCGTCAGACCCCGTAGAAAAGATCAAAGGATCTTCTTGAGATCCTTTTTTCTGCG
5087 CGTAATCTGCTGCTTGCAAAACAAAAAACCCGCTACCAGCGGTTGTTTGTGTCGGATCAAGAGCTACCAACTCTTTTTCCGA
5173 AGGTAACCTGGCTTCAGCAGAGCGCAGATACGAAATACTGTCTTCTAGTGTAGCCGTAGTTAGGCCACCACTTCAAGAACTCTGTA
5259 GCACCGCTACATACCTCGCTCTGCTAATCCTGTTACCAGTGGCTGCTGCCAGTGGCGATAAGTCTGTCTTACCGGGTTGGACTC
5345 AAGACGATAGTTACCGGATAAGGCGCAGCGGTCGGGCTGAACGGGGGGTTCTGTCACACAGCCAGCTTGGAGCGAACGACCTACA
5431 CCGAACTGAGATACCTACAGCGTGAGCTATGAGAAAGCGCCAGCTTCCCGAAGGGAGAAAGGCGGACAGGTATCCGGTAAGCGGC
5517 AGGGTCGGAACAGGAGAGCGCACGAGGGAGCTTCCAGGGGGAAACGCTGGTATCTTTATAGTCTGTGCGGTTTTGCGCACCTCTG
5603 ACTTGAGCGTCGATTTTTGTGATGCTCGTCAGGGGGGGGAGCCTATGGAAAAACGCCAGCAACGCGGCTTTTTACGGTTCTCTGG
5689 CCTTTTGCTGGCCTTTTGCTCACATGTTCTTCTCGCTATCCCTGATTCTGTGGATAACCGTATTACCGCCTTTGAGTGAGCT
5775 GATACCGCTCGCCGACCGAACGACCGAGCGCAGCGAGTCAGTGAGCGAGGAAGCGGAAGAGCGCCCAATACGCAAAACCGCCTCT
5861 CCCCGCGGCTTGGCCGATTCAATGACAGCTGGCAGCAGAGGTTTCCCGACTGGAAAGCGGCGAGTGAGCGCAACGCAATTAATG
5947 TGAGTTAGCTCACTATTAGGCACCCAGGCTTACACTTTATGCTTCCGGCTCGTATGTTGTGTGGAATTGTGAGCGGATAACAA
6033 TTTCACACAGGAAACAGCTATGACCATGATTACGCCA

FIG. 11B-2

13/15

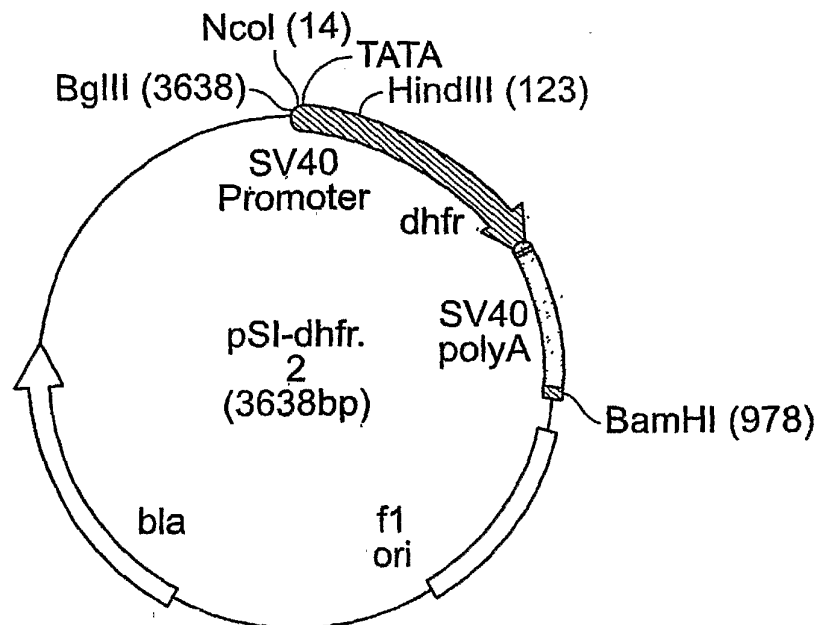


FIG. 12

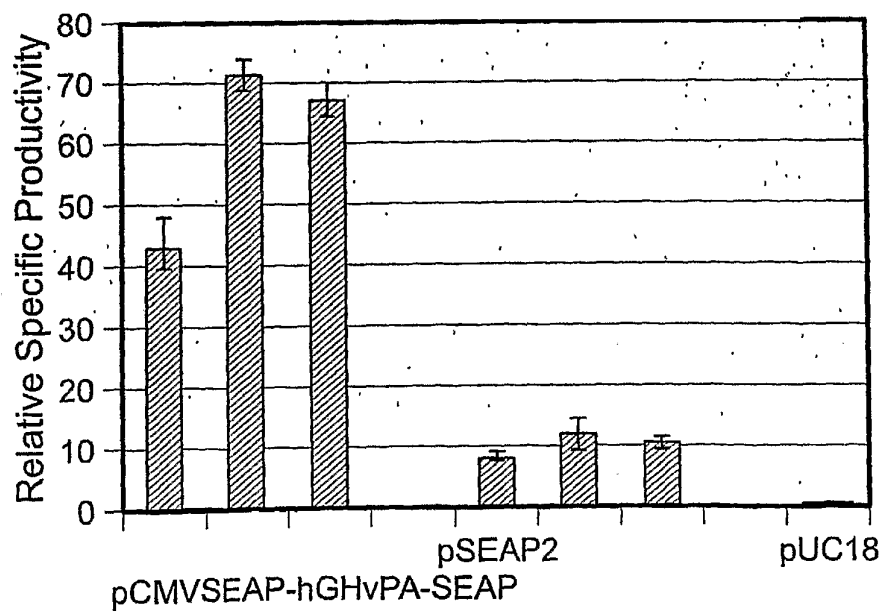


FIG. 13

14/15

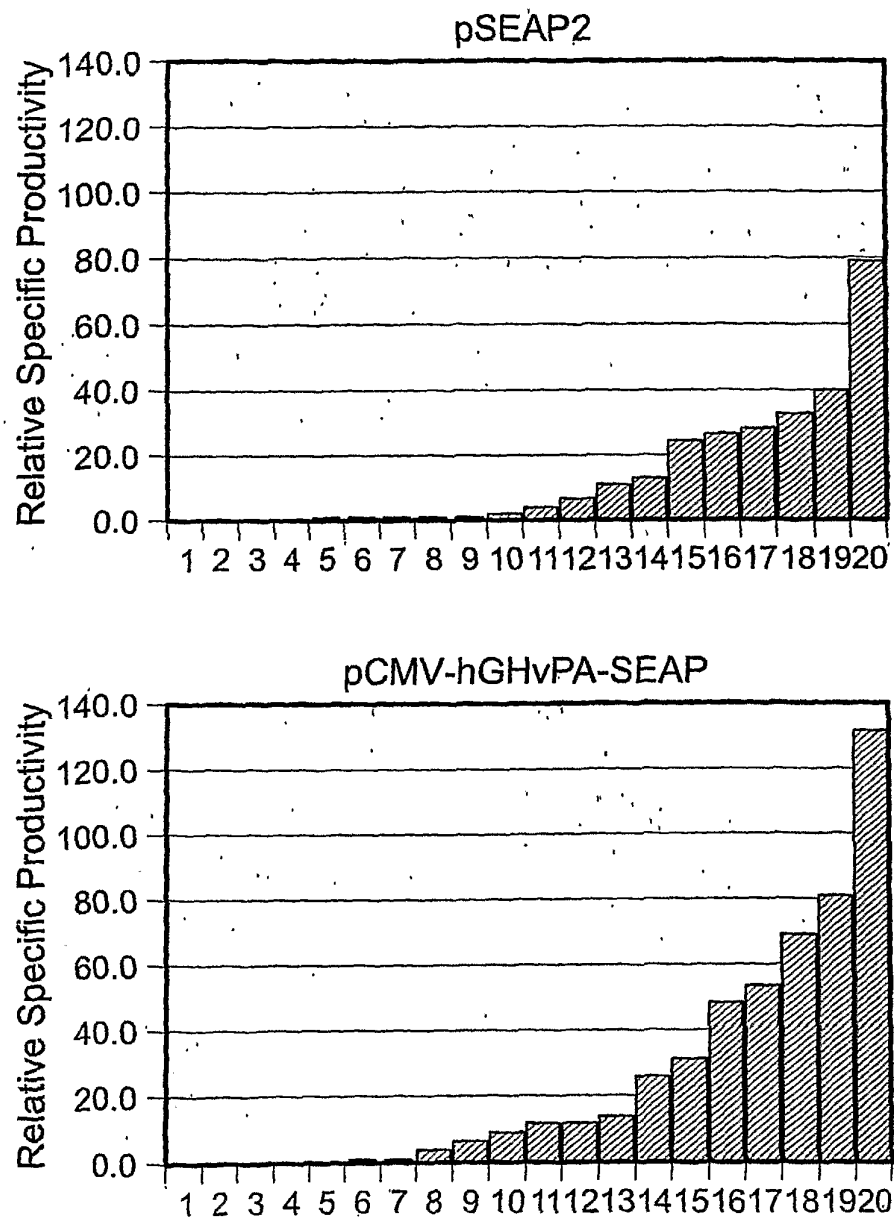


FIG. 14

15/15

2660 bp DNA linear (SEQ ID NO:18)
 DEFINITION Homo sapiens growth hormone variant precursor (GH-V) gene, complete cds
 ACCESSION K00470 VERSION K00470.1 GI:183174
 sig peptide join(556..565,837..904) /gene="GH-V"
 mat peptide join(905..997,1208..1327,1419..1583,1834..2028) /gene="GH-V"
 /product="growth hormone variant"
 exon 837..997 /gene="GH-V" /number=2
 exon 1208..1327 /gene="GH-V" /number=3
 exon 1419..1583 /gene="GH-V" /number=4
 exon 1834..2136 /gene="GH-V" /number=5
 PolyA signal 2118..2123 /gene="GH-V"
 repeat region 2234..2505 /rpt family="Alu" BASE COUNT 593 a 719 c 753 g 595 t
 gaattcagca ctgaatcatg cccagaaacc ccgaatcta ttggctgtgc ttggcccct 61
 ttcccaca cacacattct gtctggtggg tggaggggaa acatgcgggg aggaggaaag 121
 gaataggata gagagtggga tgggtcggt aggggtctca aggactggcc tatcctgaca 181
 tccttctccg cgttcagggt ggccaccatg gcctgctgcc agagggcacc cacgtgaccc 241
 ttaaagagag gacaagtgg gtggtatctc tggctgacat tctgtgcaca accctcaca 301
 cgctggtgat ggtgggaagg gaaagatgac aagtcagggg gcatgatccc agcatgtgtg 361
 ggaggagctt ctaaattatc cattagcaca agcccgtcag tggccccagg cctaaacatg 421
 cagagaaaca ggtgaggaga agcagcgaga gagaaggggc caggatataa aagggccccc 481
 aagagaccag ctcaaggatc ccaaggccca actcccga aa cactcaggg tctgtggac 541
 agctcactag cggcaatggc tgcaggtaag cggccctaaa atccctttgg cacaatgtgt 601
 cctgagggga gaggcggcgt cctgtagatg ggacgggggc actaaccttc aggtttgggg 661
 cttatgaatg ttatgtatcg ccatctaagc ccagtatttg gccaatctct gaatgttctt 721
 ggtccctgga ggaggcagag agagagagag agaaaaaaa aaccagctc ctggaacagg 781
 gagagcgctg gcctcttgc ctccagctcc ctctgttgc tccggtttct cccaggctc 841
 ccggacgtcc ctgctcctgg cttttggcct gctctgcctg tccgtgcttc aagagggcag 901
 tgccctccca accattccct tatccaggct ttttgacaac gctatgctcc gcgcccgtcg 961
 cctgtaccag ctggcatatg acacctatca ggagtgtgta agctcttggg taatgggtgc 1021
 gcttcagagg tggcaggaag ggggtgaattt ccccgctgg gaagtaatgg gaggagacta 1081
 aggagctcag ggttgttttc tgaagtgaat atgcaggcag atgagcatat gctgagttag 1141
 gttcccagaa aagtaacaat gggagcaggt ctccagcata gaccttgggt ggcggtctct 1201
 ctctaggaa gaagcctata tcttgaagga gcagaagtat tcatctctgc agaaccctca 1261
 gacctccctc tgcttctcag agtctattcc aacaccttcc aacagggtga aaacgcagca 1321
 gaaatctgtg agtggatgcc ttctcccccag gtgggatggg gtagaactgt ggtcagagcc 1381
 cccgggcagc acagccactg ccggtccttc cctgcagaa cctagagctg ctccgcatct 1441
 ccctgctgct catccagtc tggctggagc ccgtgcagct cctcaggagc gtcttcgcca 1501
 acagcctggt gtagggcgcc tcggacagca acgtctatcg ccacctgaag gacctagagg 1561
 aaggcatcca aacgctgatg tgggtgaggg tggcaccagg atccaatcct ggggccccac 1621
 tggcttccag ggactgggga gagaaacact gctgccctct ttttagcagt caggcgctga 1681
 cccaagagaa ctacccgtat tcttcatctt ccctcgtgaa tctctcaggc ctttctctac 1741
 aacctggagg ggaggagga aaatggatga atgagagagg gagggaacag tgcccaagcg 1801
 cttggcctct ctttctcttc cttcacttgg cagaggctgg aagatggcag ccccggaact 1861
 gggcagatct tcaatcagtc ctacagcaag tttagacaaa aatcgacaaa cgaatgacga 1921
 ctgctcaaga actacgggct gctctactgc ttcagggaag acatggacaa ggtcgagaca 1981
 ttctgcgca tctgtcagtg ccgctctgtg gagggcagct gtggcttcta gctgccgggg 2041
 tggcatccct gtgacccctc cccagtgcct ctccgtgtcg tggagaggtg tactccagt 2101
 cccaccagcc ttgtcctaag aaaattaagt tgcacattt tgtttgacta ggtgtcctg 2161
 tataatatta tggggtggag gcgggtggta tggagcaagg ggccagggtg ggaagacaac 2221
 ctgtagggcc ttcagggtct attcgggaac caggctggag tgcagtggca gtcttggtc 2281
 gctgcaatct ccgctcctg ggttcaagcg atttctctgc ctcatctcc cgaatagttg 2341
 cgattccagg catgcaagac caggctcagc taatttttgt atttttggtg gagacgggg 2401
 ttaccatat tggccagctc ggtctccatc tctgacctc aggtaatccg ccgctcctg 2461
 cctcccaaat tgctgggatt acaggtatga gccactgggc ccttccctgt cctgtgattt 2521
 taaaataatt ataccagcag aaggacgtcc agacacagca tgggtacct ggccatgccc 2581
 agccagttgg acatttgagt tgtttgcttg gcactgtcct ctcatgcatt gggctcactc 2641
 agtagatgct tgttgaattc

FIG. 15

SEQUENCE LISTING

<110> Biogen Idec Inc.

<120> AN EXPRESSION CASSETTE AND VECTOR FOR
TRANSIENT OR STABLE EXPRESSION OF EXOGENOUS MOLECULES

<130> 13751-013WO1

<150> US 60/448,179

<151> 2003-02-14

<160> 21

<170> FastSEQ for Windows Version 4.0

<210> 1

<211> 6069

<212> DNA

<213> Homo sapiens

<400> 1

agcttgacat	tgattattga	ctagttatta	atagtaatca	attacgggggt	cattagttca	60
tagcccatat	atggagttcc	gcgttacata	acttacggta	aatggcccgc	ctggctgacc	120
gcccacgac	ccccgcccat	tgacgtcaat	aatgacgtat	gttcccatag	taacgccaat	180
agggactttc	cattgacgtc	aatgggtgga	gtatttaacg	taaactgccc	acttggcagt	240
acatcaagtg	tatcatatgc	caagtacgcc	ccctattgac	gtcaatgacg	gtaaatggcc	300
cgccctggcat	tatgcccagt	acatgacctt	atgggacttt	cctacttggc	agtacatcta	360
cgtatttagtc	atcgctatta	ccatgggtgat	gcggttttgg	cagtacatca	atgggcgtgg	420
atagcggttt	gactcacggg	gatttccaag	tctccacccc	attgacgtca	atgggagttt	480
gttttggcac	caaaatcaac	gggactttcc	aaaatgtcgt	aacaactccg	ccccattgac	540
gcaaattgggc	ggtaggcgtg	tacggtggga	ggtctatata	agcagagctc	gttttagtgaa	600
ccgtcagatc	gcctgggagc	gccatccacg	ctgttttgac	ctccatagaa	gacaccggga	660
ccgatccagc	ctccgcggcc	gggaacggtg	cattggaaacg	cggattcccc	gtgccaagag	720
tgacgtaagt	accgcctata	gagtctatag	gcccaccccc	ttggcttctt	atgcatgcta	780
tactgttttt	ggcttggggg	ctatacacc	ccgcttcctc	atgttatagg	tgatggtata	840
gcttagccta	taggtgtggg	ttattgacca	ttattgacca	ctcccctatt	ggtgacgata	900
ctttccatta	ctaattccata	acatggctct	ttgccacaac	tctctttatt	ggctatatgc	960
caatacactg	tccttcagag	actgacacgg	actctgtatt	tttacaggat	ggggtctcat	1020
ttattatttta	caaattcaca	tatacaaac	caccgtcccc	agtgcccgca	gtttttatta	1080
aacataacgt	gggatctcca	cgcgaaatctc	gggtacgtgt	tccggaacgg	tggagggcag	1140
tgtagtctga	gcagtactcg	ttgctgccgc	gcgcgccacc	agacataata	gctgacagac	1200
taacagactg	ttcctttcca	tgggtctttt	ctgcagtcac	cgtccttgac	acgggatccg	1260
cgccgcggga	tccctgccc	ggtggcatcc	ctgtgacccc	tccccagtgc	ctctcctggt	1320
cgtggaaggt	gctactccag	tgcccaccag	ccttgtccta	ataaaattaa	gttgcatcat	1380
tttgtttgac	taggtgtcct	tgtataatat	tatggggtgg	aggcgggtgg	tatggagcaa	1440
ggggcagggt	gggaagacaa	cctgtagggc	cttcagggtc	tattgggaac	caggctggag	1500
tgcagtggca	cgatcttggc	tcgctgcaat	ctccgcctcc	tgggttcaag	cgattctcct	1560
gcctcagctc	cccgaatagt	tgggattcca	ggcatgcacg	accaggctca	gctaattttt	1620
gtatttttgg	tagagacggg	gtttcaccat	attggccagt	ctggtctcca	tctcctgacc	1680
tcaggtaatc	cgcccgctc	ggcctcccaa	attgctggga	ttacagggtat	gagccactgg	1740
gcccttccct	gtcctgtgat	tttaaaataa	ttataccagc	agaaggacgt	ccagacacag	1800
catgggctac	ctggccatgc	ccagccagtt	ggacatttga	gttgtttgct	tggcactgtc	1860
ctctcatgaa	ttcgtcgaca	gatctgcgca	gcaccatggc	ctgaaataac	ctctgaaaga	1920
ggaacttggt	taggtacctt	ctgaggcgga	aagaaccagg	tgtggaatgt	gtgtcagtta	1980
gggtgtggaa	agtccccagg	ctccccagca	ggcagaagta	tgcaaagcat	gcattctcaat	2040
tagtcagcaa	ccagggtgtg	aaagtcccca	ggctccccag	caggcagaag	tatgcaaagc	2100
atgcatctca	attagtcagc	aaccatagtc	ccgcccctaa	ctccgcccct	cccgccccta	2160
actccgcca	gttccgcca	ttctccgccc	catggctgac	taattttttt	tatttatgca	2220
gaggccgagg	ccgcctcggc	ctctgagcta	ttccagaagt	agtgaggagg	cttttttgga	2280

ggcctaggct	tttgcaaaaa	gcttgattct	tctgacacaa	cagtctcgaa	cttaagctgc	2340
agaagttggt	cgtgaggcac	tgggcaggta	agtatcaagg	ttacaagaca	ggtttaagga	2400
gaccaataga	aactgggctt	gtcgagacag	agaagactct	tgcgtttctg	ataggcacct	2460
attggctctta	ctgacatcca	ctttgccttt	ctctccacag	gtgtccactc	ccagttccaat	2520
tacagctctt	aaggctagag	tacttaatac	gactcactat	aggctagcat	ggtttcgacca	2580
ttgaactgca	tgcgtcgccg	gtcccaaaat	atggggattg	gcaagaacgg	agacctaccc	2640
tggcctccgc	tcaggaacga	gttcaagtac	ttccaaagaa	tgaccacaac	ctcttcagt	2700
gaaggtaaac	agaatctggg	gattatgggt	aggaaaacct	ggttctccat	tcctgagaag	2760
aatcgacctt	taaaggacag	aattaatata	gttctcagta	gagaactcaa	agaaccacca	2820
cgaggagctc	atthttcttgc	caaaagtttg	gatgatgcct	taagacttat	tgaacaaccg	2880
gaattggcaa	gtaaagtaga	catggtttgg	atagtcggag	gcagttctgt	ttaccaggaa	2940
gccatgaatc	aaccaggcca	cctcagactc	tttgtgacaa	ggatcatgca	ggaatttgaa	3000
agtgacacgt	ttttcccgaga	aattgatttg	gggaaatata	aacttctccc	agaataccca	3060
ggcgctcctc	ctgagggtcca	ggaggaaaaa	ggcatcaagt	ataagtttga	agtctacgag	3120
aagaaagact	aactcgagaa	ttcacgcgtg	gtacctctag	agtcgaccgg	ggcgcccgcc	3180
cgcttcgagc	agacatgata	agatacattg	atgagtttgg	acaaaccaca	actagaatgc	3240
agtgaaaaaa	atgcttttatt	tgtgaaattt	gtgatgctat	tgcttttatt	gtaaccatta	3300
taagctgcaa	taaacaagtt	aacaacaaca	attgcattca	ttttatgttt	cagggttcagg	3360
gggaggtgtg	ggaggttttt	taaagcaagt	aaaacctcta	caaatgtggg	aaaatcgata	3420
aggatctgtc	gacgaattca	ctggccgtcg	ttttacaacg	tcgtgactgg	gaaaaccctg	3480
gcgtttaccga	acttaatcgc	cttcgagcac	atcccccttt	cgccagctgg	cgtaatagcg	3540
aagaggcccg	caccgatcgc	ccttcccaac	agttgcgcag	cctgaatggc	gaatggcgcc	3600
tgatgcggta	ttttctcctt	acgcactctg	gcgggtatttc	acaccgcata	tggtgcactc	3660
tcagtacaat	ctgctctgat	gccgcatagt	taagccagcc	ccgacaccgg	ccaacaccgg	3720
ctgacgcgcc	ctgacgggct	tgtctgctcc	cgccatccgc	ttacagacaa	gctgtgaccg	3780
tctccggggag	ctgcatgtgt	cagaggtttt	cacogtcatc	accgaaacgc	gogagacgaa	3840
agggcctcgt	gatacgccca	tttttatagg	ttaatgtcat	gataataatg	gtttcttaga	3900
cgtcaggtgg	cacttttctgg	ggaaatgtgc	gcggaacccc	tatttgttta	tttttctaaa	3960
tacattcaaa	tatgtatccg	ctcatgagac	aataaccctg	ataaatgctt	caataatatt	4020
gaaaaaggaa	agtgataggt	attcaacatt	tcogtgcgcg	ccttattccc	ttttttgcgg	4080
cattttgcct	tcctgttttt	gctcaccag	aaaogctggg	gaaagtataa	gatgctgaag	4140
atcagttggg	tgacagagtg	ggttacatcg	aactggatct	caacagcggg	aagatccttg	4200
agagttttcg	ccccgaagaa	cgttttccaa	tgatgagcac	ttttaaagtt	ctgctatgtg	4260
gogcggtatt	atcccggtatt	gacgccgggc	aagagcaact	cggtcgccgc	atacactatt	4320
ctcagaatga	cttggttgag	tactcaccag	tcacagaaaa	gcattctaac	gatggcatga	4380
cagtaagaga	attatgcagt	gctgccataa	ccatgagtga	taacactgcg	gccaacttac	4440
ttctgacaac	gatcggagga	ccgaaggagc	taaccgcctt	tttgacacaa	atgggggatc	4500
atgtaactcg	ccttgatcgt	tgggaaccgg	agctgaatga	agccatacca	aacgacgagc	4560
gtgacaccac	gatgcctgta	gcaatggcaa	caacgttgcg	caaaactatta	actggcggaac	4620
tacttactct	agcttcccg	caacaattaa	tagactggat	ggaggcggat	aaagttgcag	4680
gaccacttct	gcgctcgcc	cttccggctg	gctgggttat	tgctgataaa	tctggagccg	4740
gtgagcgtgg	gtctcgcggt	atcattgcag	cactggggcc	agatggtaag	ccctcccgtg	4800
tcgtagttat	ctacacgacg	gggagtcagg	caactatgga	tgaacgaaat	agacagatcg	4860
ctgagatagg	tgctcactg	attaagcatt	ggtaactgtc	agaccaagtt	tactcatata	4920
tacttttagat	tgatttaaaa	cttcattttt	aatttaaaaag	gatctaggtg	aagatccttt	4980
ttgataatct	catgacaaaa	atcccttaac	gtgagttttt	gttccactga	gcgtcagacc	5040
ccgtagaaaa	gatcaaaagg	tcttcttgag	atcctttttt	tctgcgogta	atctgctgct	5100
tgcaaacaaa	aaaaccaccg	ctaccagcgg	tggtttgttt	gccggatcaa	gagctaccaa	5160
ctctttttcc	gaaggtaact	ggcttcagca	gagcgcagat	accaaataact	gtccttctag	5220
tgtagccgta	gttaggccac	cacttcaaga	actctgtagc	accgcctaca	tacctcgctc	5280
tgctaatacct	gttaccagtg	gctgctgcca	gtggcgataa	gtcgtgtctt	accgggttgg	5340
actcaagacg	atagttaccg	gataaggcgc	agcggtcggg	ctgaacgggg	ggttcgtgca	5400
cacagcccag	cttgagagca	acgacctaca	ccgaactgag	atacctacag	cgtgagctat	5460
gagaaagcgc	cacgcttccc	gaagggagaa	aggcggacag	gtatccggta	agcggcaggg	5520
tcggaagcag	agagcgcacg	aggagcttc	cagggggaaa	cgctggtat	cttttatagt	5580
ctgtcggtt	tcgcccacct	tgacttgagc	gtcgattttt	gtgatgctcg	tcaggggggc	5640
ggagcctatg	gaaaaacgoc	agcaacgcgg	ccttttttacg	gttcctggcc	ttttgctggc	5700
cttttgctca	catgttcttt	cctgcgttat	ccctgatctc	tgtggataac	cgtattaccg	5760
cctttgagtg	agctgatacc	gctcgccgca	gccgaacgac	cgagcgcagc	gagtcagtga	5820
gogaggaagc	ggaagagcgc	ccaatacgca	aaccgcctct	ccccgcgcgt	tggccgattc	5880
attaatgcag	ctggcacgac	aggtttcccg	actggaaagc	gggcagtgag	cgcaacgcaa	5940

ttaatgtgag ttagctcact cattaggcac cccaggcttt acactttatg cttccggctc 6000
gtatgttgtg tggaattgtg agcggataac aatttcacac aggaaacagc tatgaccatg 6060
attacgcca 6069

<210> 2
<211> 28
<212> DNA
<213> Artificial Sequence

<220>
<223> primer

<400> 2
ttaaagcttg acattgatta ttgactag 28

<210> 3
<211> 30
<212> DNA
<213> Artificial Sequence

<220>
<223> primer

<400> 3
ttttggatcc ctgtcaagga cggtgactgc 30

<210> 4
<211> 15
<212> DNA
<213> Artificial Sequence

<220>
<223> adaptor oligonucleotide

<400> 4
gatcgatgaa ttcgg 15

<210> 5
<211> 13
<212> DNA
<213> Artificial Sequence

<220>
<223> adaptor oligonucleotide

<400> 5
ctacttaagc cgc 13

<210> 6
<211> 28
<212> DNA
<213> Artificial Sequence

<220>
<223> primer

<400> 6
ttttggatcc atgtactggg tgaagcag 28

<210> 7
<211> 28
<212> DNA
<213> Artificial Sequence

<220>
<223> primer

<400> 7
gcccgatcc tcatttaccc ggagacag

28

<210> 8
<211> 53
<212> DNA
<213> Artificial Sequence

<220>
<223> primer

<400> 8
ttttctgcag tcaccgtcct tgacacggga tccatggact ggaccttga ggg

53

<210> 9
<211> 33
<212> DNA
<213> Artificial Sequence

<220>
<223> primer

<400> 9
ctgaggagac ggtgaccagg gtcccttggc ccc

33

<210> 10
<211> 12
<212> DNA
<213> Artificial Sequence

<220>
<223> adaptor oligonucleotide

<400> 10
aatcgtcga ca

12

<210> 11
<211> 12
<212> DNA
<213> Artificial Sequence

<220>
<223> adaptor oligonucleotide

<400> 11
gcagctgtct ag

12

<210> 12
<211> 14
<212> DNA
<213> Artificial Sequence

<220>

<223> synthetically generated oligonucleotide

<400> 12

gatccgcggc cgcg

14

<210> 13

<211> 13

<212> DNA

<213> Artificial Sequence

<220>

<223> synthetically generated oligonucleotide

<400> 13

gatccgcggc cgc

13

<210> 14

<211> 14

<212> DNA

<213> Artificial Sequence

<220>

<223> synthetically generated oligonucleotide

<400> 14

cgccggcgcc tagg

14

<210> 15

<211> 16

<212> DNA

<213> Artificial Sequence

<220>

<223> synthetically generated oligonucleotide

<400> 15

ggatccctgc ccgggt

16

<210> 16

<211> 30

<212> DNA

<213> Artificial Sequence

<220>

<223> synthetically generated oligonucleotide

<400> 16

ggatccgcgg ccgcgatcc ctgcccgggt

30

<210> 17

<211> 18

<212> DNA

<213> Artificial Sequence

<220>

<223> synthetically generated oligonucleotide

<400> 17

ggatccgcgg ccgccatg

18

<210> 18

<211> 2660
 <212> DNA
 <213> Homo sapiens

<400> 18

gaattcagca	ctgaatcatg	cccagaaccc	ccgcaatcta	ttggetgtgc	tttggccct	60
tttcccaaca	cacacattct	gtctgggtggg	tggaggggaa	acatgcgggg	aggaggaaag	120
gaataggata	gagagtggga	tgggtcggt	aggggtctca	aggactggcc	tatctgaca	180
tccttctccg	cgttcagggt	ggccaccatg	gcctgctgcc	agagggcacc	cacgtgaccc	240
ttaaagagag	gacaagttgg	gtggtatctc	tggctgacat	tctgtgcaca	accctcaca	300
cgctgggtgat	ggtgggaagg	gaaagatgac	aagtcagggg	gcatgatccc	agcatgtgtg	360
ggaggagcct	ctaaattatc	cattagcaca	agcccgtcag	tggccccagg	cctaaacatg	420
cagagaaaca	ggtgaggaga	agcagcgaga	gagaaggggc	caggtataaa	aagggccac	480
aagagaccag	ctcaaggatc	ccaaggccca	actccccgaa	ccactcaggg	tcctgtggac	540
agctcactag	cggcaatggc	tgcaggtaag	cgcccctaaa	atcccttttg	cacaatgtgt	600
cctgagggga	gaggcggcgt	cctgtagatg	ggacgggggc	actaaccctc	aggtttgggg	660
cttatgaatg	ttagctatcg	ccatctaagc	ccagtatttg	gccaatctct	gaatgttcct	720
ggtccctgga	ggaggcagag	agagagagag	agaaaaaaaa	aaccagctc	ctggaacagg	780
gagagcgctg	gcctcttgct	ctccagctcc	ctctgttgcc	tcgggtttct	ccccaggtc	840
ccggacgtcc	ctgctcctgg	cttttggcct	gctctgcctg	tcctggcttc	aagagggcag	900
tgccttccca	accattccct	tatccaggct	ttttgacaac	gctatgctcc	gcgcccgtcg	960
cctgtaccag	ctggcatatg	acacctatca	ggagtttgta	agctcttggg	taatgggtgc	1020
gcttcagagg	tggcaggaag	gggtgaattt	ccccgcctgg	gaagtaatgg	gaggagacta	1080
aggagctcag	ggttggtttc	tgaagtga	atgcaggcag	atgagcatac	gctgagttag	1140
gttcccagaa	aagtaacaat	gggagcagg	ctccagcata	gaccttggtg	ggcggtcctt	1200
ctcctaggaa	gaagcctata	tcctgaagga	gcagaagtat	tcattcctgc	agaaccccc	1260
gacctccctc	tgcttctcag	agtcctattc	aacaccttcc	aacagggtga	aaacgcagca	1320
gaaatctgtg	agtggatgcc	ttctccccag	gtgggatggg	gtagacctgt	ggtcagagcc	1380
cccgggcagc	acagccactg	ccggtccttc	ccctgcagaa	cctagagctg	ctccgcctct	1440
ccctgctgct	catccagtc	tggctggagc	ccgtgcagct	cctcaggagc	gtcttcgcca	1500
acagcctgtg	gtatggcgcc	tcggacagca	acgtctatcg	ccacctgaag	gacctagagg	1560
aaggcatcca	aacgctgatg	tgggtgagg	tggcaccagg	atccaatcct	ggggccccac	1620
tggcttccag	ggactgggga	gagaaacact	gctgcctct	ttttagcagt	caggcgctga	1680
cccaagagaa	ctcaccgtat	tcttcatttc	ccctcgtgaa	tcctccaggc	ctttctctac	1740
aacctggagg	ggagggagga	aaatggatga	atgagagagg	gagggaacag	tgcccaagcg	1800
cttggcctct	ccttctcttc	cttcactttg	cagaggctgg	aagatggcag	cccccgact	1860
gggcagatct	tcaatcagtc	ctacagcaag	tttgacacaa	aatcgcaaa	cgatgacgca	1920
ctgctcaaga	actacgggct	gctctactgc	ttcaggaagg	acatggacaa	ggtcgagaca	1980
ttcctgcgca	tcgtgcagtg	ccgctctgtg	gagggcagct	gtggcttcta	gctgcccggg	2040
tggcatccct	gtgaccctc	cccagtgct	ctcctggctg	tggaaaggtg	tactccagtg	2100
cccaccagcc	ttgtccta	aaaattaa	tgcattct	tggttgacta	ggtgtccttg	2160
tataatatta	tgggttgagg	gcgggtggta	tggagcaagg	ggccagggtg	ggaagacaac	2220
ctgtagggcc	ttcagggctc	attcggaac	caggctggag	tgagtgga	gtcttggtc	2280
gctgcaatct	ccgctcctg	ggttcaagcg	attctcctgc	ctcagctctc	cgaatagttg	2340
cgattccagg	catgcaagac	caggctcagc	taattttt	atttttggtg	gagacgggg	2400
ttcaccatat	tggccagctc	ggtctccatc	tcctgacctc	aggtaatccg	ccgcctcgg	2460
cctcccaa	tgctgggatt	acaggtatga	gccactgggc	cctccctgt	cctgtgattt	2520
taaaataatt	ataccagcag	aaggacgtcc	agacacagca	tgggtacct	ggccatgcc	2580
agccagttgg	acattttgag	tgtttgcttg	gcaactgtcct	ctcatgcatt	gggtccactc	2640
agtagatgct	tggtgaattc					2660

<210> 19
 <211> 594
 <212> DNA
 <213> Homo sapiens

<400> 19

ctgccgggt	ggcatccctg	tgaccctcc	ccagtgcctc	tcctggtcgt	ggaaggtgct	60
actccagtc	ccaccagcct	tgtcctaata	aaattaagtt	gcatcatttt	gtttgactag	120
gtgtcctt	ataatattat	gggtggagg	cggtggtat	ggagcaagg	gccaggttg	180
gaagacaacc	tgtaggcct	tcagggtcta	ttcggaacc	aggctggagt	gcagtggcag	240

tcttggctcg	ctgcaatctc	cgcctcctgg	gttcaagcga	ttctcctgcc	tcagtcctcc	300
gaatagttgc	gattccaggc	atgcaagacc	aggctcagct	aatttttgta	tttttggtag	360
agacgggggtt	tcaccatatt	ggccagtctg	gtctccatct	cctgacctca	ggtaatccgc	420
cgcctcggc	ctcccaaatt	gctgggatta	caggtatgag	ccactgggcc	cttcctgtc	480
ctgtgatttt	aaaataatta	taccagcaga	aggacgtcca	gacacagcat	gggctacctg	540
gccatgceca	gccagttgga	catttgagtt	gtttgcttgg	cactgtcctc	tcat	594

<210> 20

<211> 27

<212> DNA

<213> Artificial Sequence

<220>

<223> primer

<400> 20

ttttggatcc ctgcccgggt ggcattcc 27

<210> 21

<211> 30

<212> DNA

<213> Artificial Sequence

<220>

<223> primer

<400> 21

ttttgaattc atgagaggac agtgccaagc 30