



US 20060277574A1

(19) **United States**

(12) **Patent Application Publication**
Schein et al.

(10) **Pub. No.: US 2006/0277574 A1**

(43) **Pub. Date: Dec. 7, 2006**

(54) **SYSTEM AND METHOD FOR DISPLAYING ADVERTISING, VIDEO, AND PROGRAM SCHEDULE LISTING**

(60) Provisional application No. 60/023,651, filed on Jun. 17, 1996.

Publication Classification

(76) Inventors: **Steven M. Schein**, Menlo Park, CA (US); **James J. Leftwich**, Palo Alto, CA (US); **David M. Folker**, Fremont, CA (US); **Keith Hunwick**, Mountain View, CA (US); **Theresa Alba**, Fremont, CA (US); **Molly K. King**, Fremont, CA (US)

(51) **Int. Cl.**
H04N 5/445 (2006.01)
G06F 13/00 (2006.01)
H04N 7/10 (2006.01)
G06F 3/00 (2006.01)
H04N 7/025 (2006.01)
(52) **U.S. Cl.** **725/42; 725/34; 725/40**

Correspondence Address:
FISH & NEAVE IP GROUP
ROPES & GRAY LLP
1251 AVENUE OF THE AMERICAS FL C3
NEW YORK, NY 10020-1105 (US)

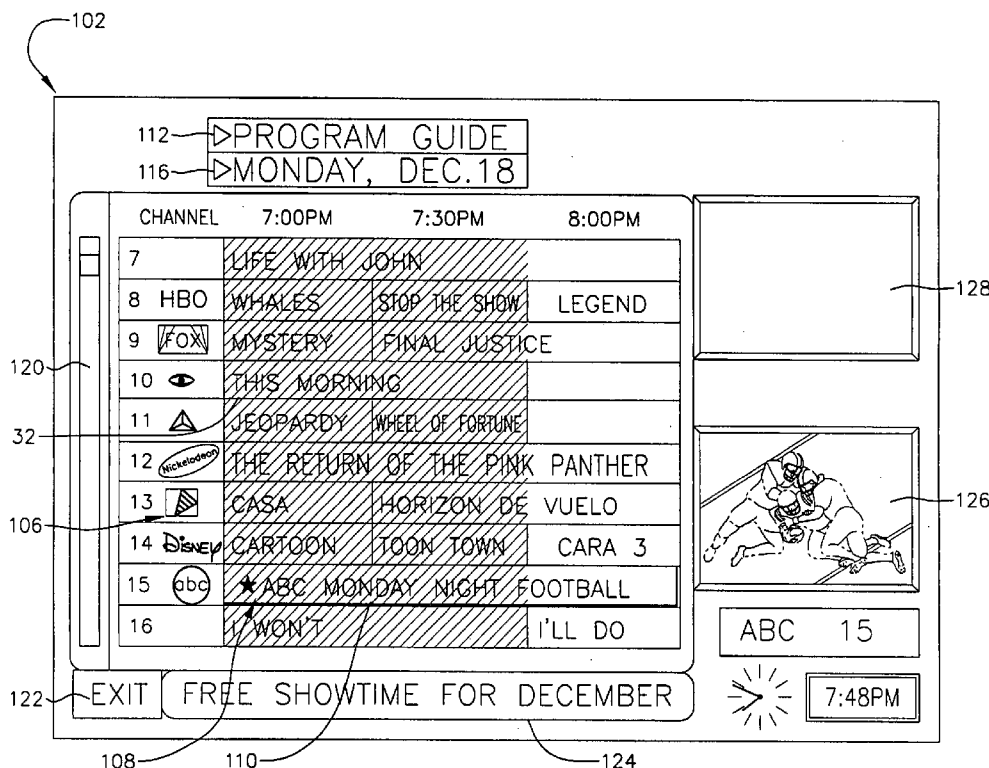
(57) **ABSTRACT**

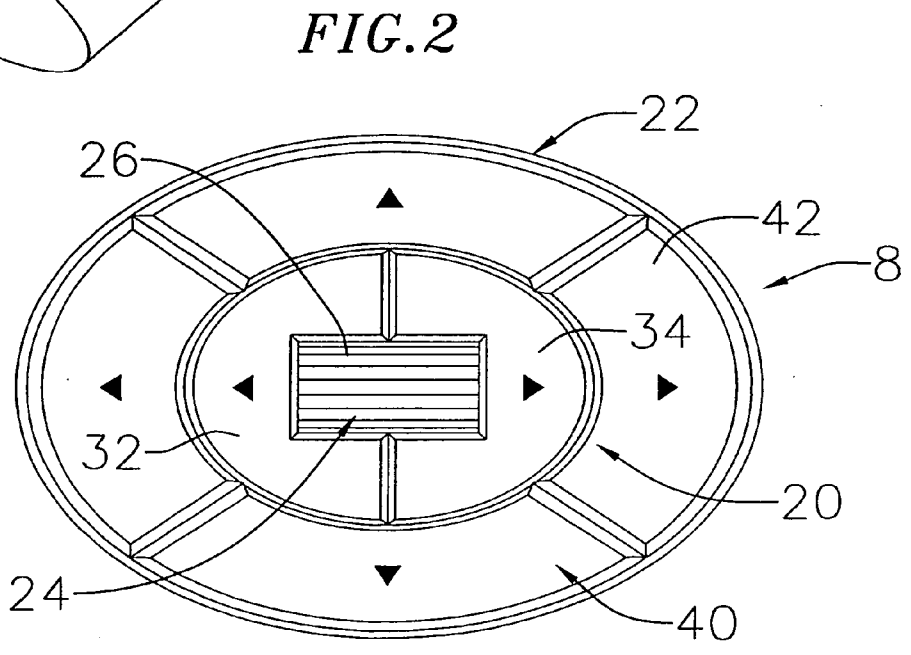
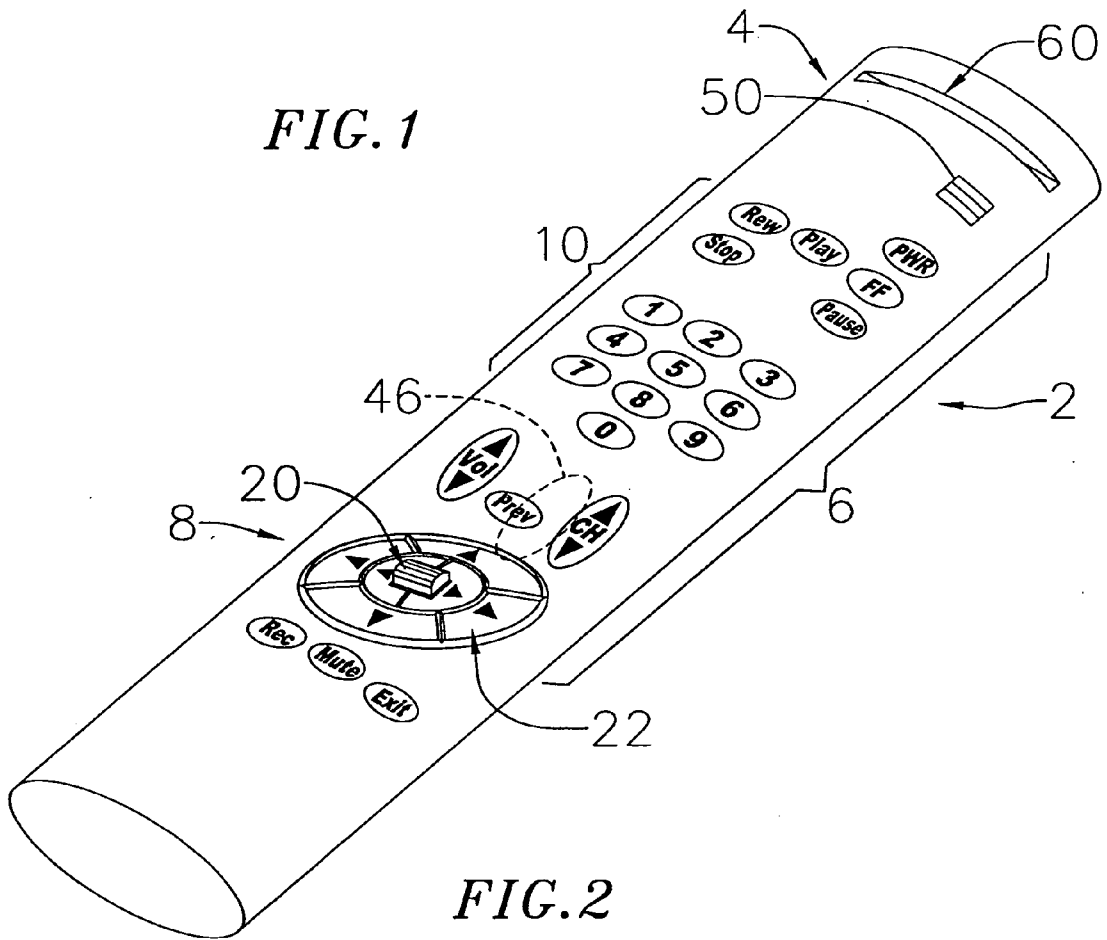
A television schedule system and method for displaying television schedule information on a television screen includes a program guide having a schedule information area that depicts the programs that are being presented on each channel at each time during the day. An input device allows the viewer to browse through the schedule information area and/or obtain more information about programs of particular interest. In one aspect, the viewer may watch a program on the currently-tuned channel, while browsing through the other channels on a portion of the television screen. In another aspect, the viewer may watch programs currently being shown on the television, while he or she browses through the program guide. In yet another aspect, the system includes a database, a processor and associated software for automatically customizing the television schedule guide to an individual viewer or a group of viewers, e.g., a family, to facilitate use of the television schedule.

(21) Appl. No.: **11/502,691**
(22) Filed: **Aug. 11, 2006**

Related U.S. Application Data

(63) Continuation of application No. 10/406,745, filed on Apr. 3, 2003, which is a continuation of application No. 09/962,692, filed on Sep. 25, 2001, now abandoned, which is a continuation of application No. 08/847,726, filed on Apr. 28, 1997, now Pat. No. 6,323,911, which is a continuation-in-part of application No. 08/537,650, filed on Oct. 2, 1995, now abandoned.





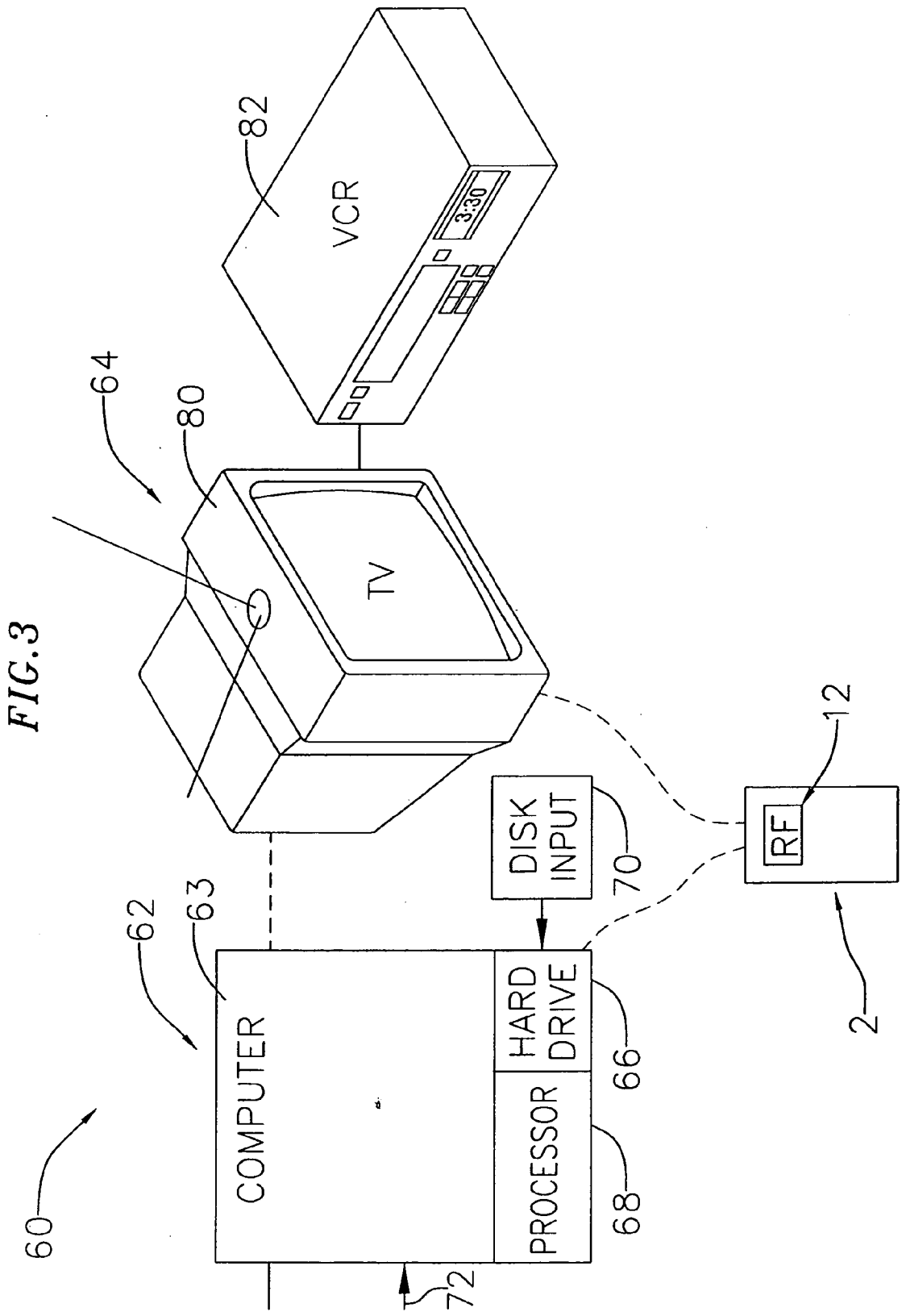


FIG. 3

FIG. 4A

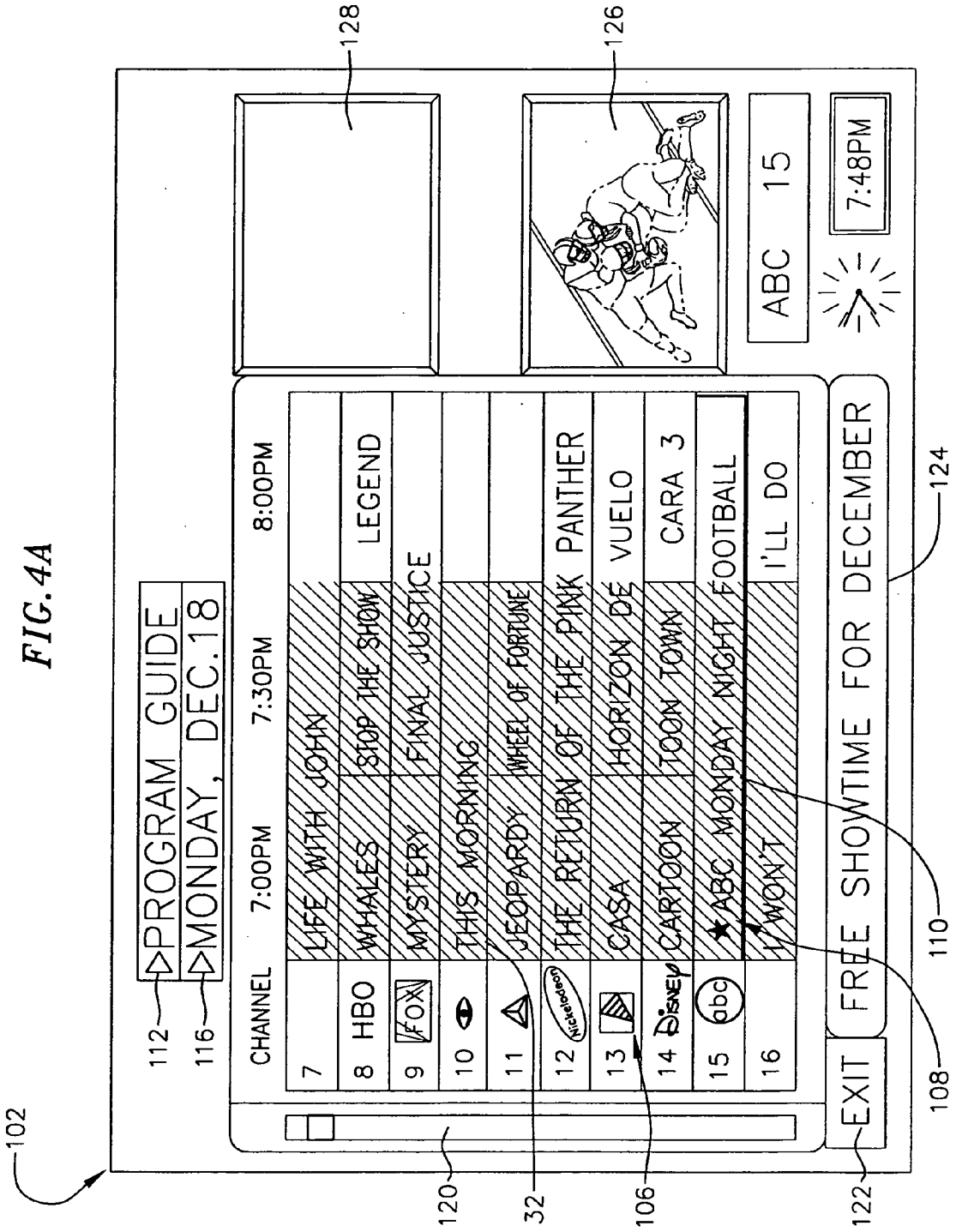


FIG. 4B

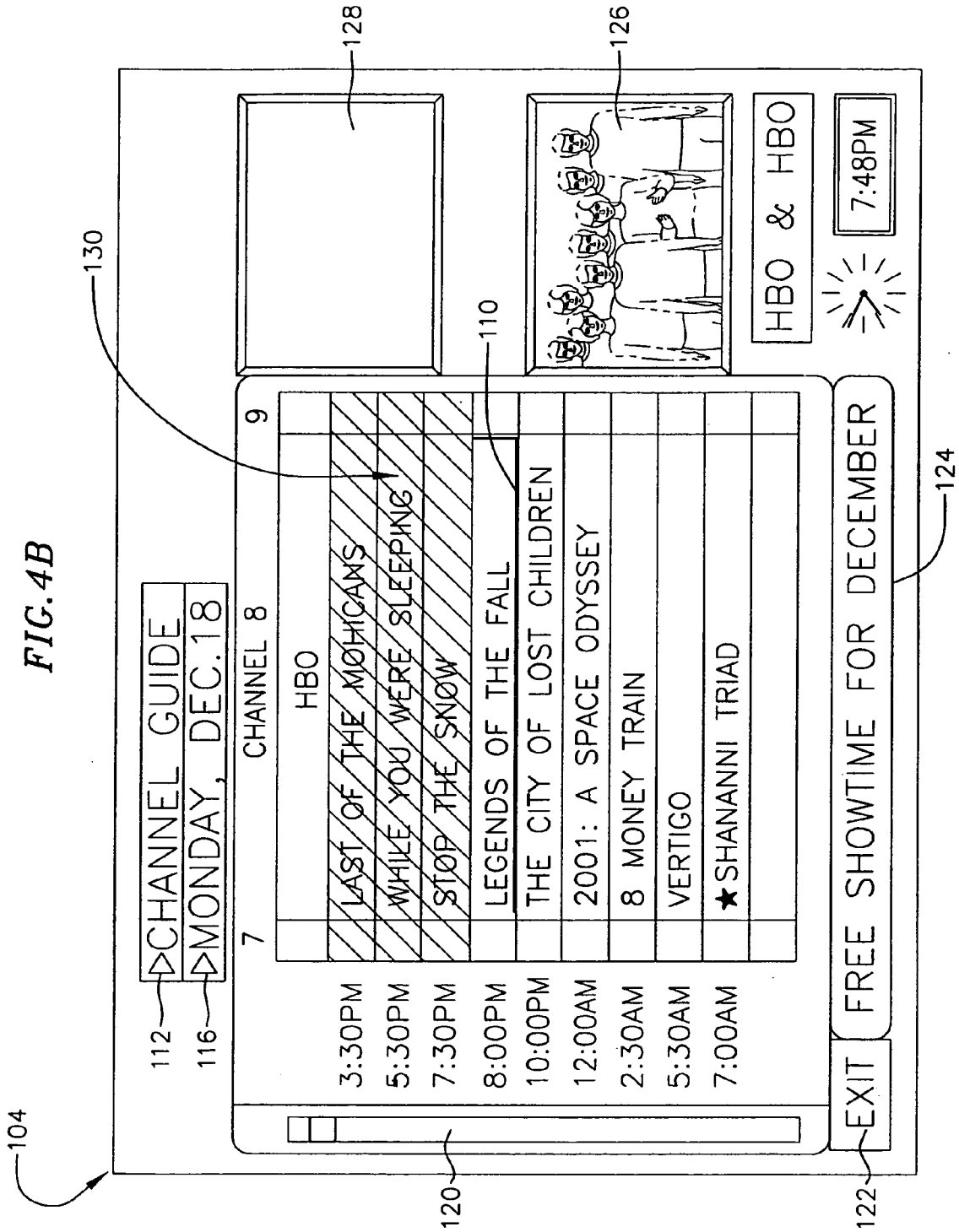


FIG. 5A




FIG. 5B

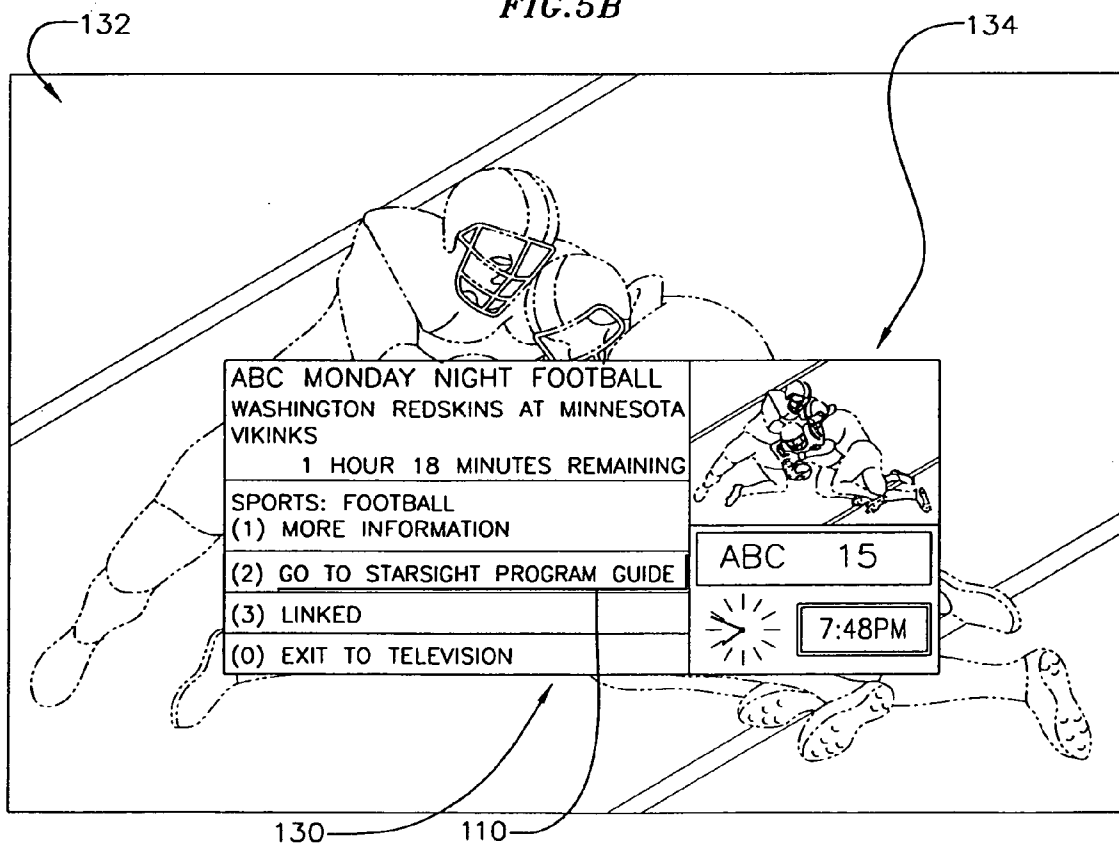


FIG. 5C

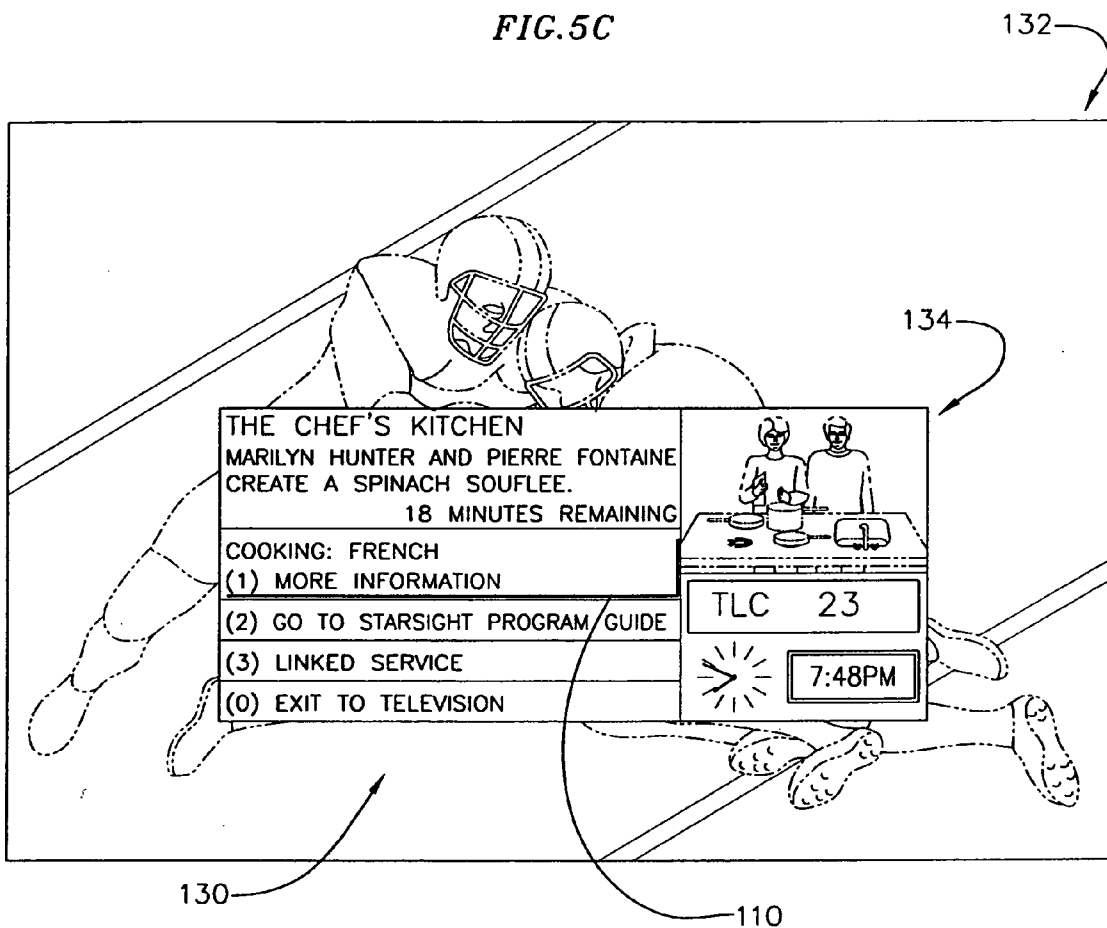


FIG. 6A

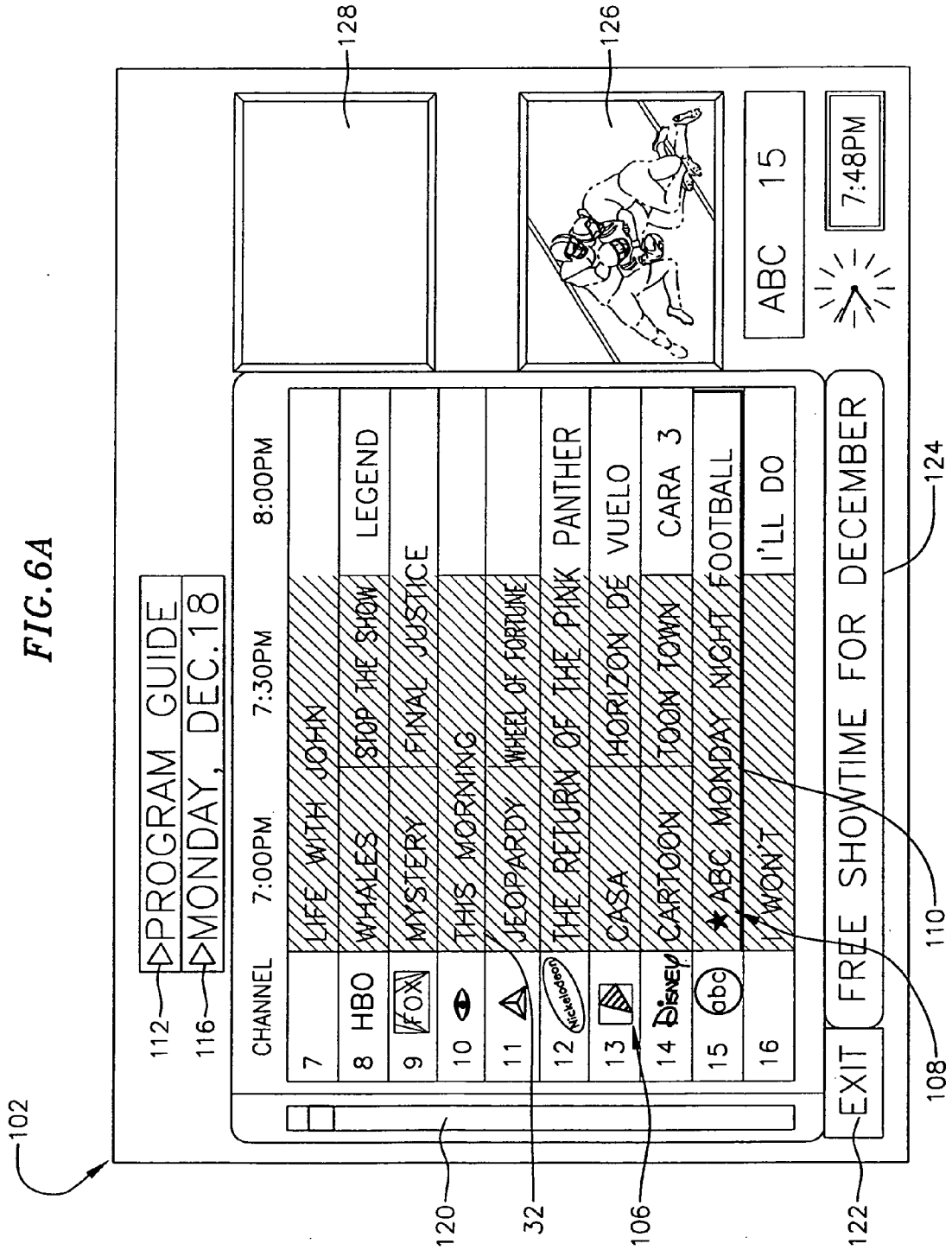


FIG. 6B

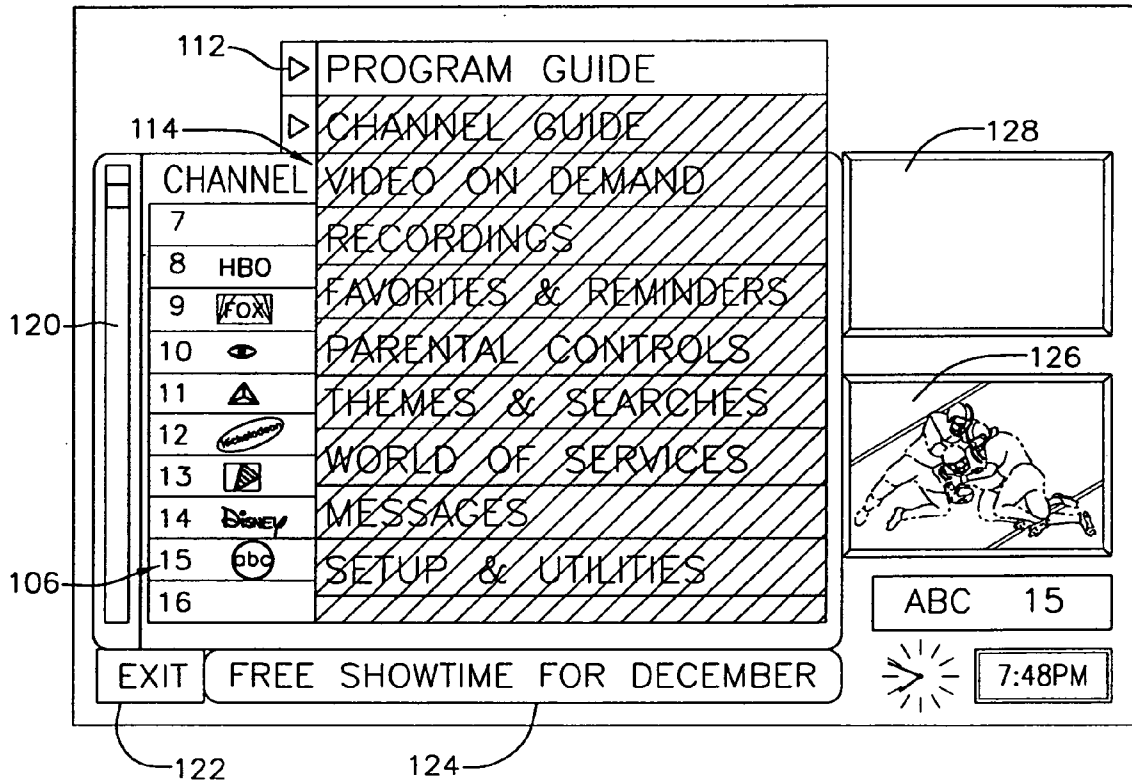


FIG. 6C

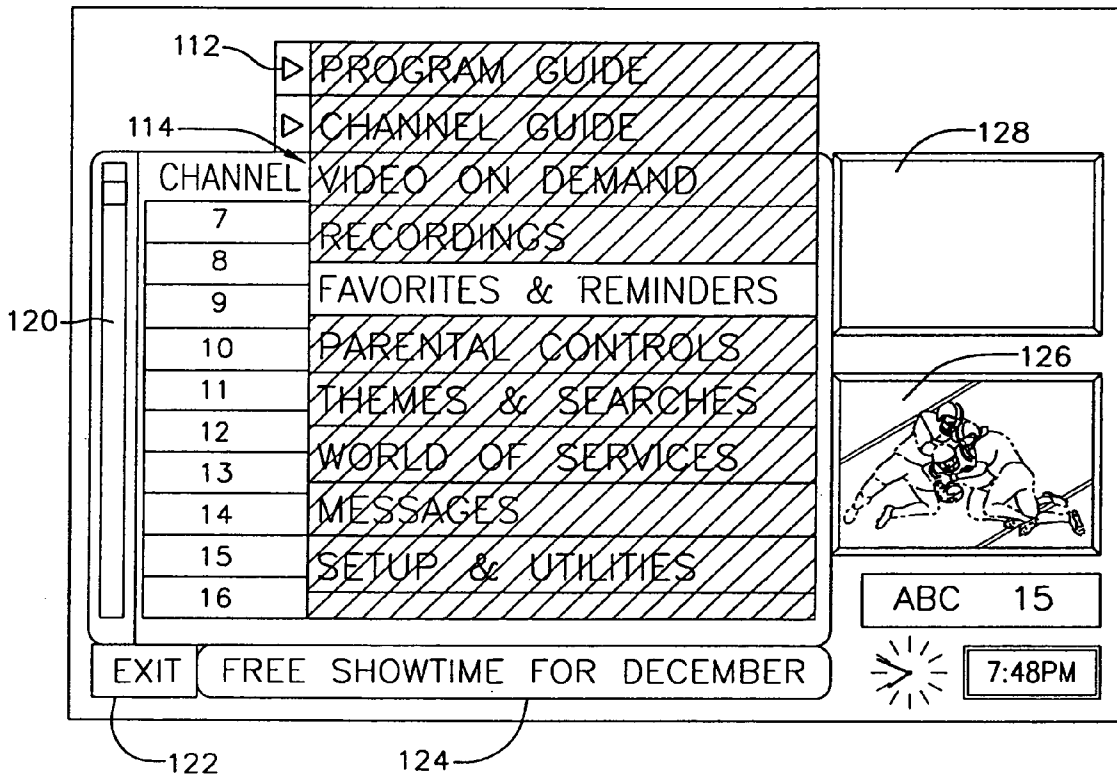


FIG. 6D

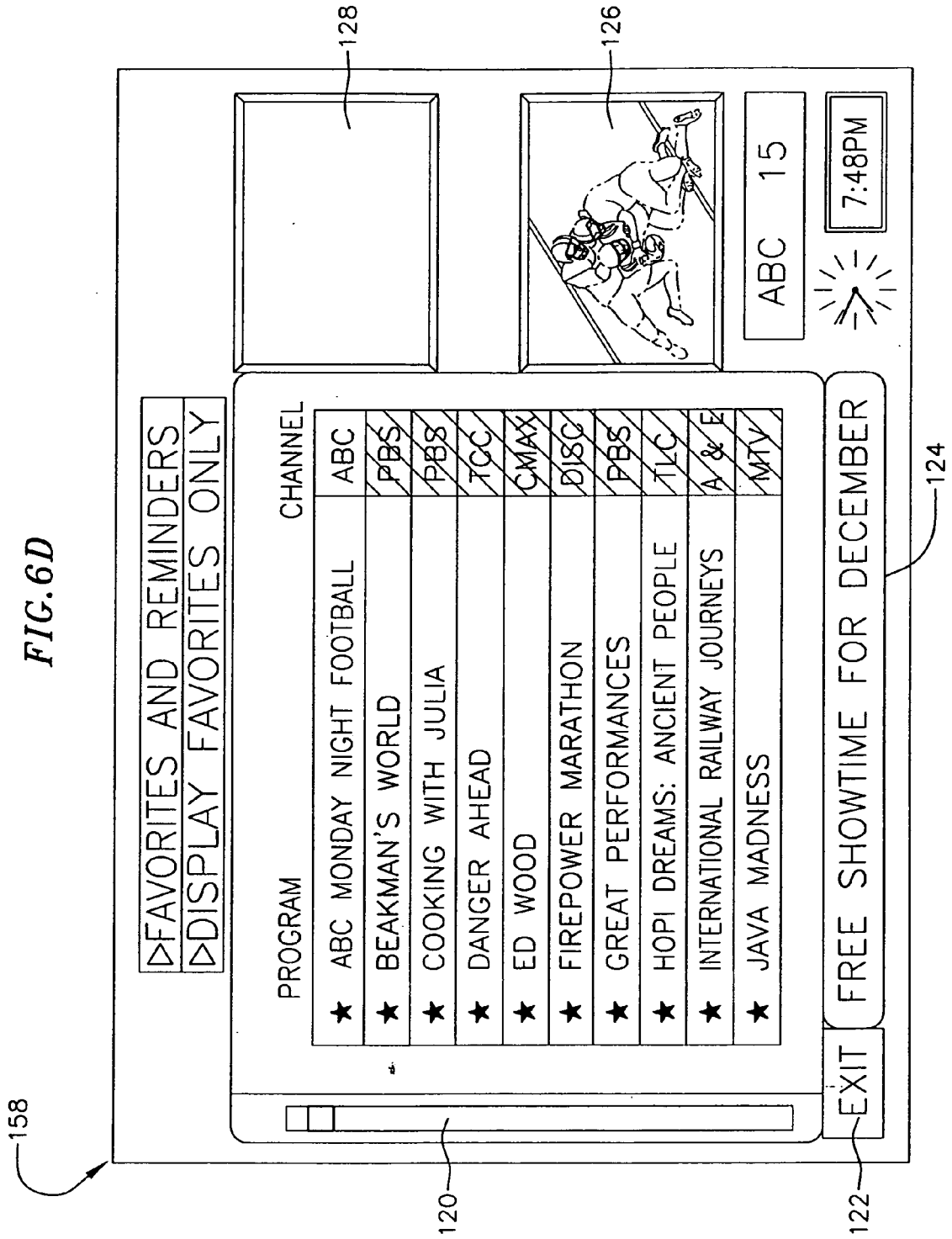


FIG. 7A

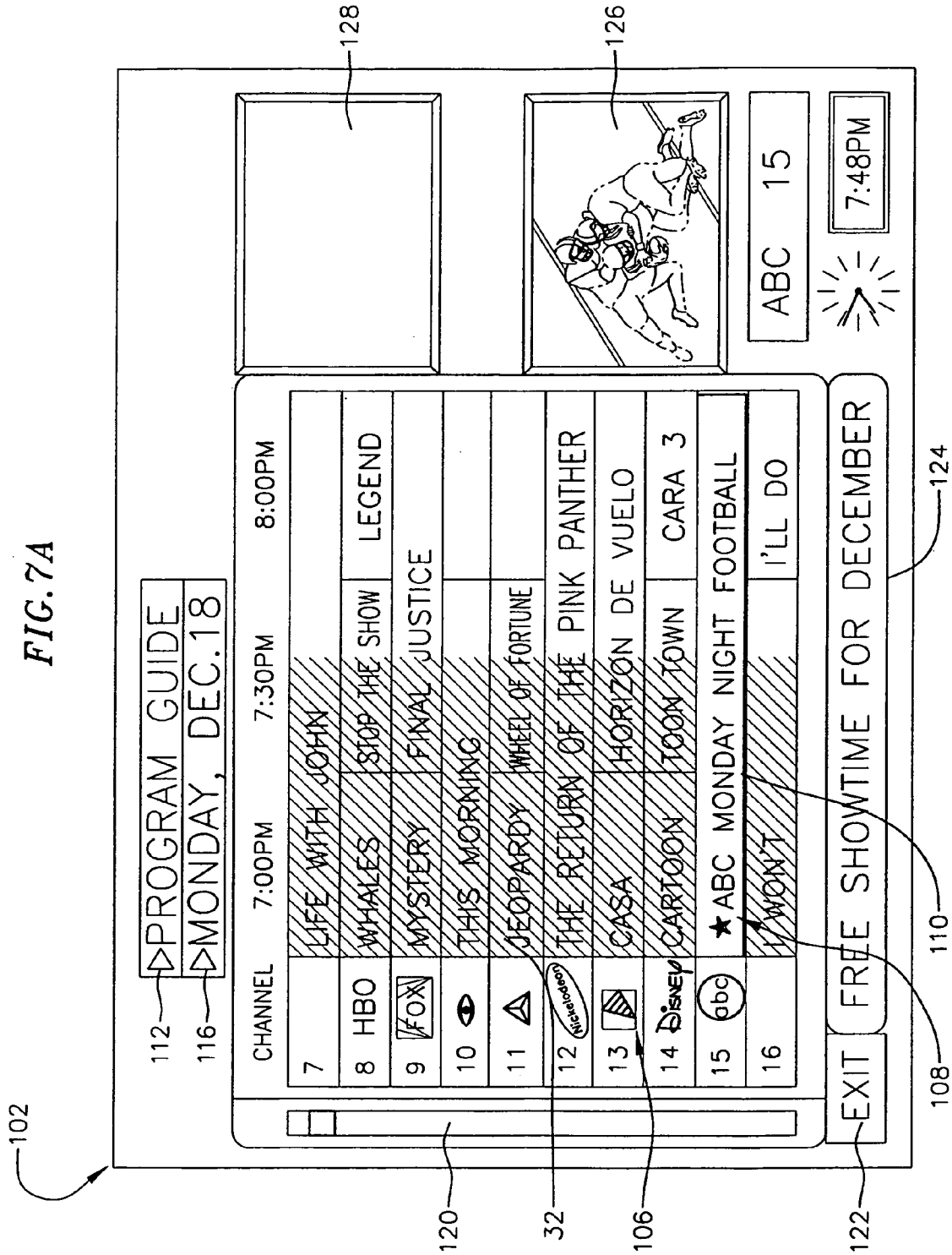


FIG. 7B

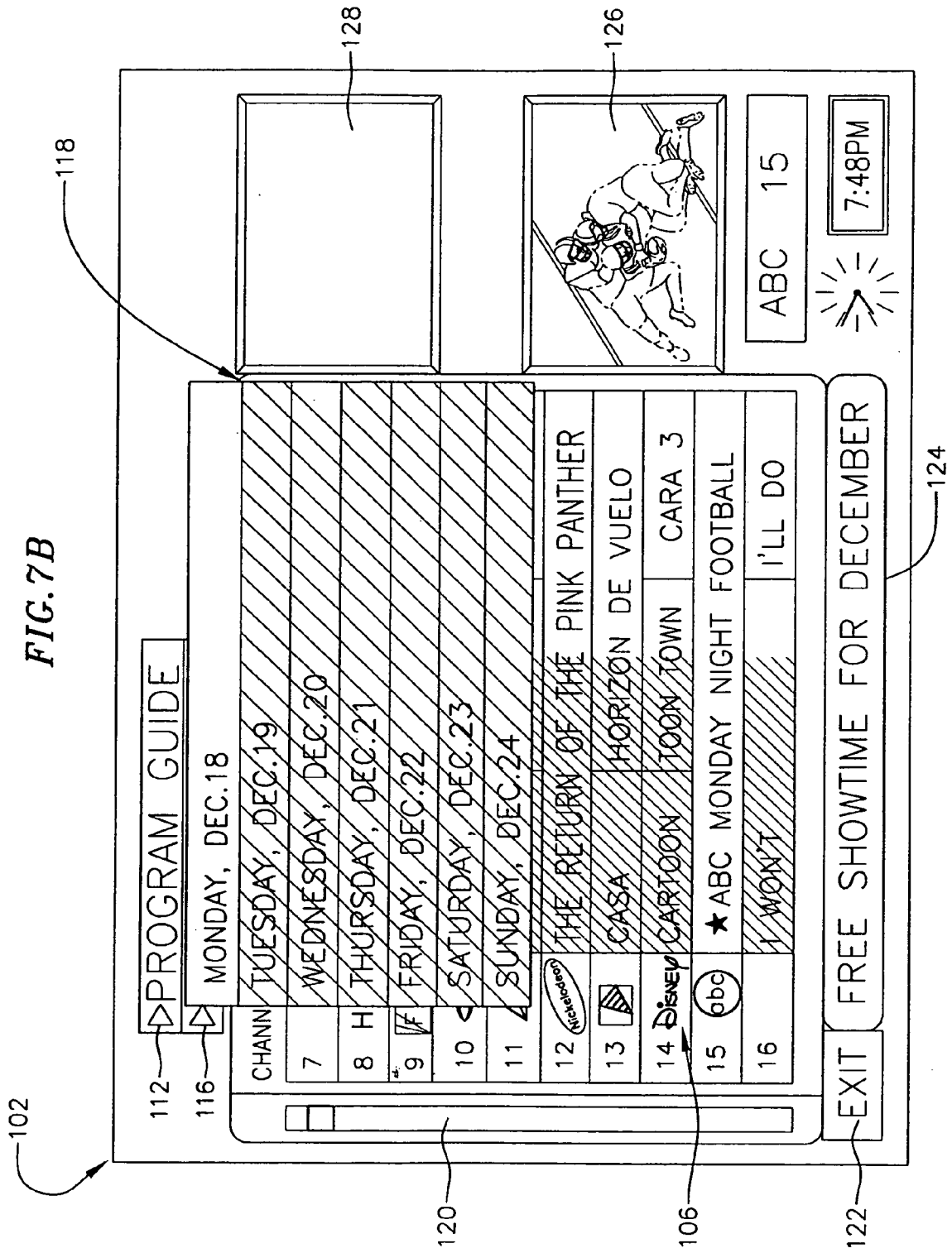


FIG. 7C

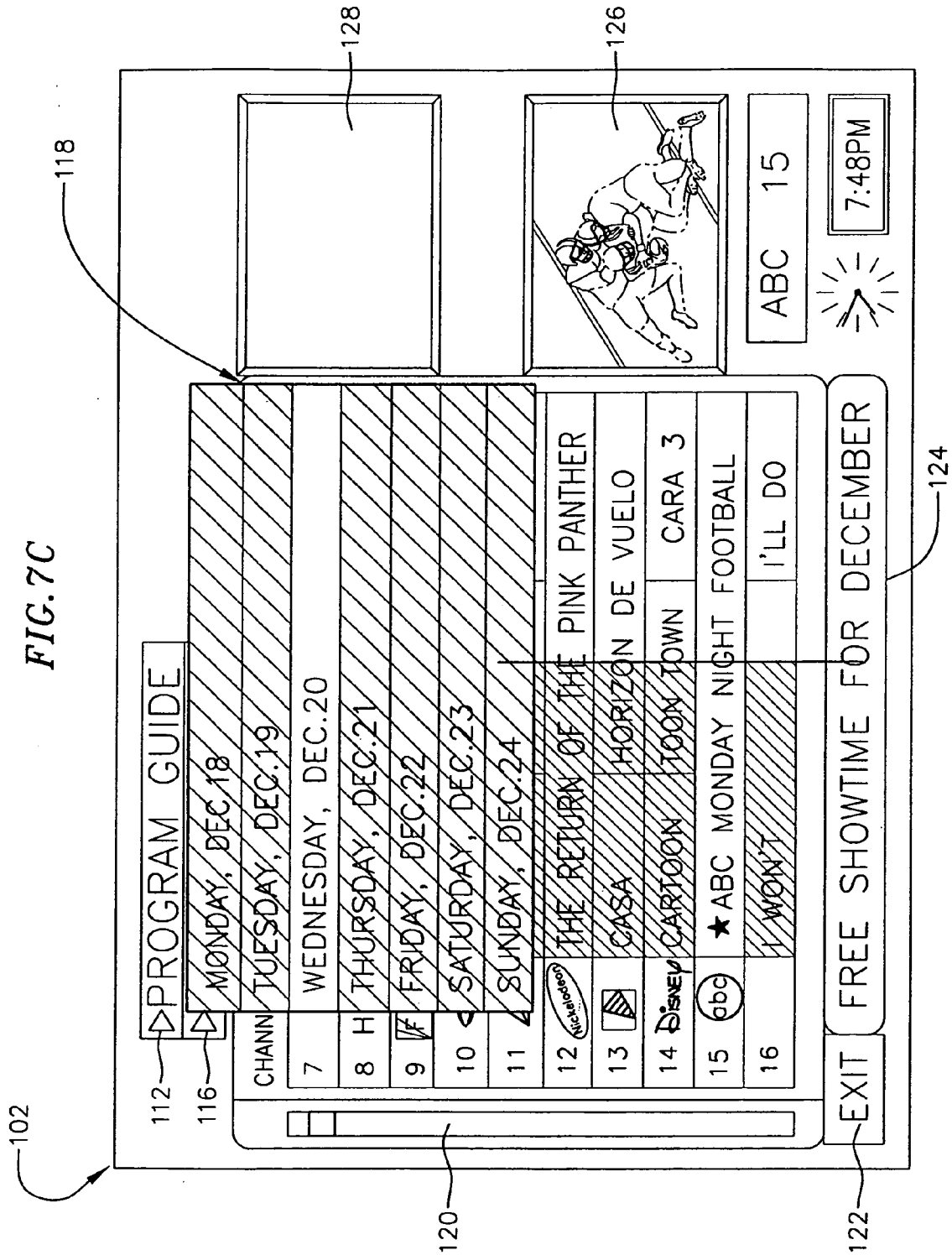


FIG. 7D

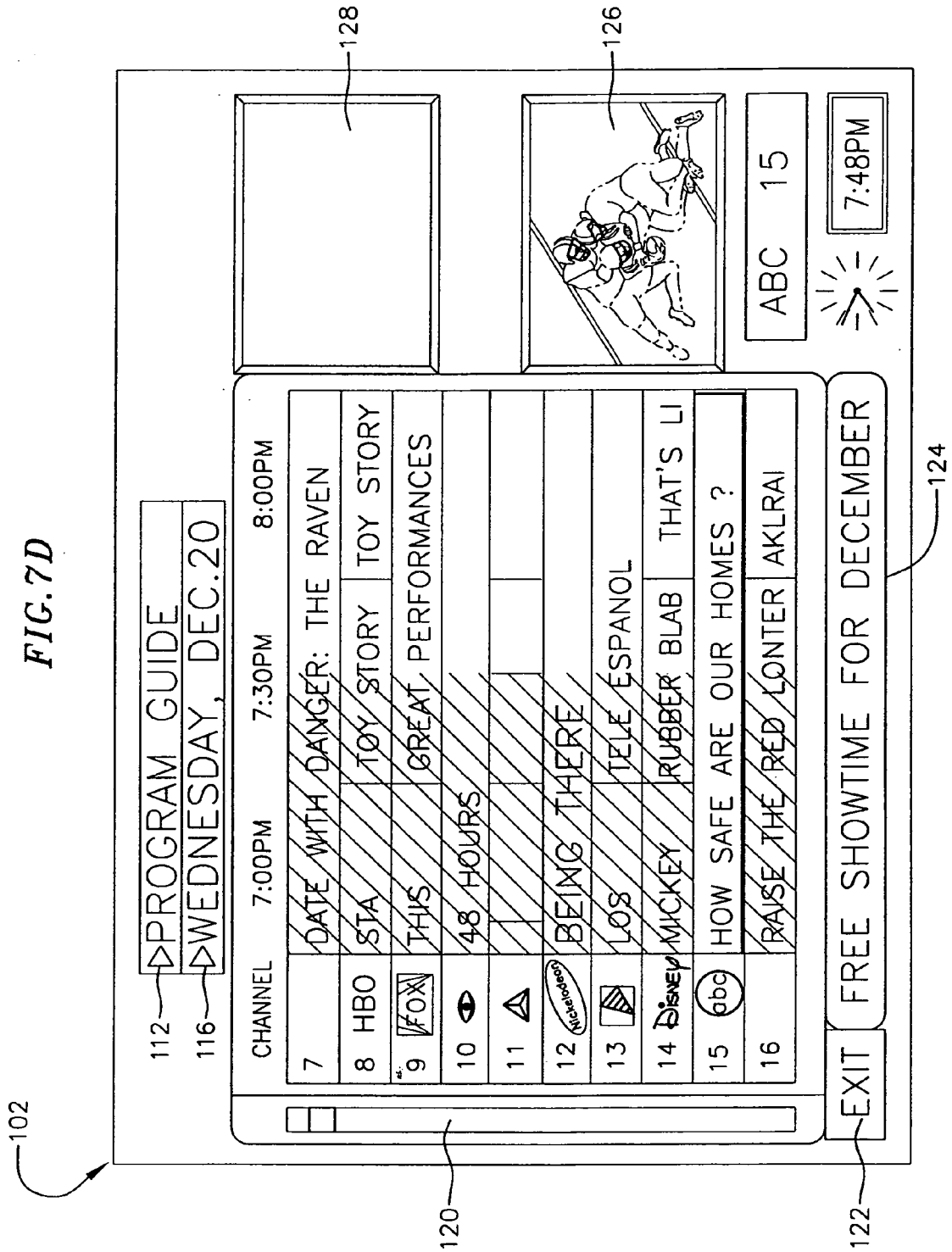


FIG. 8A

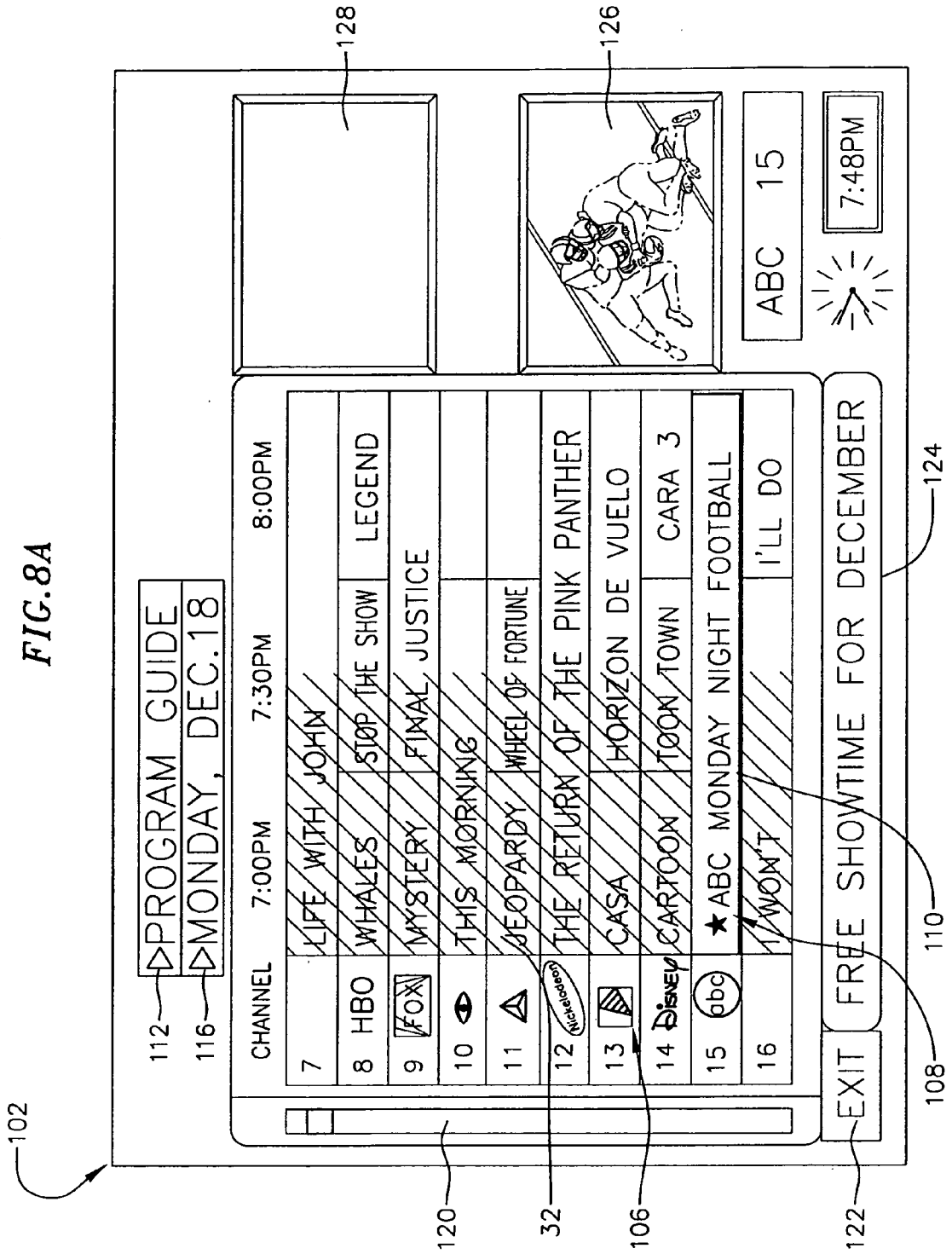


FIG. 8B

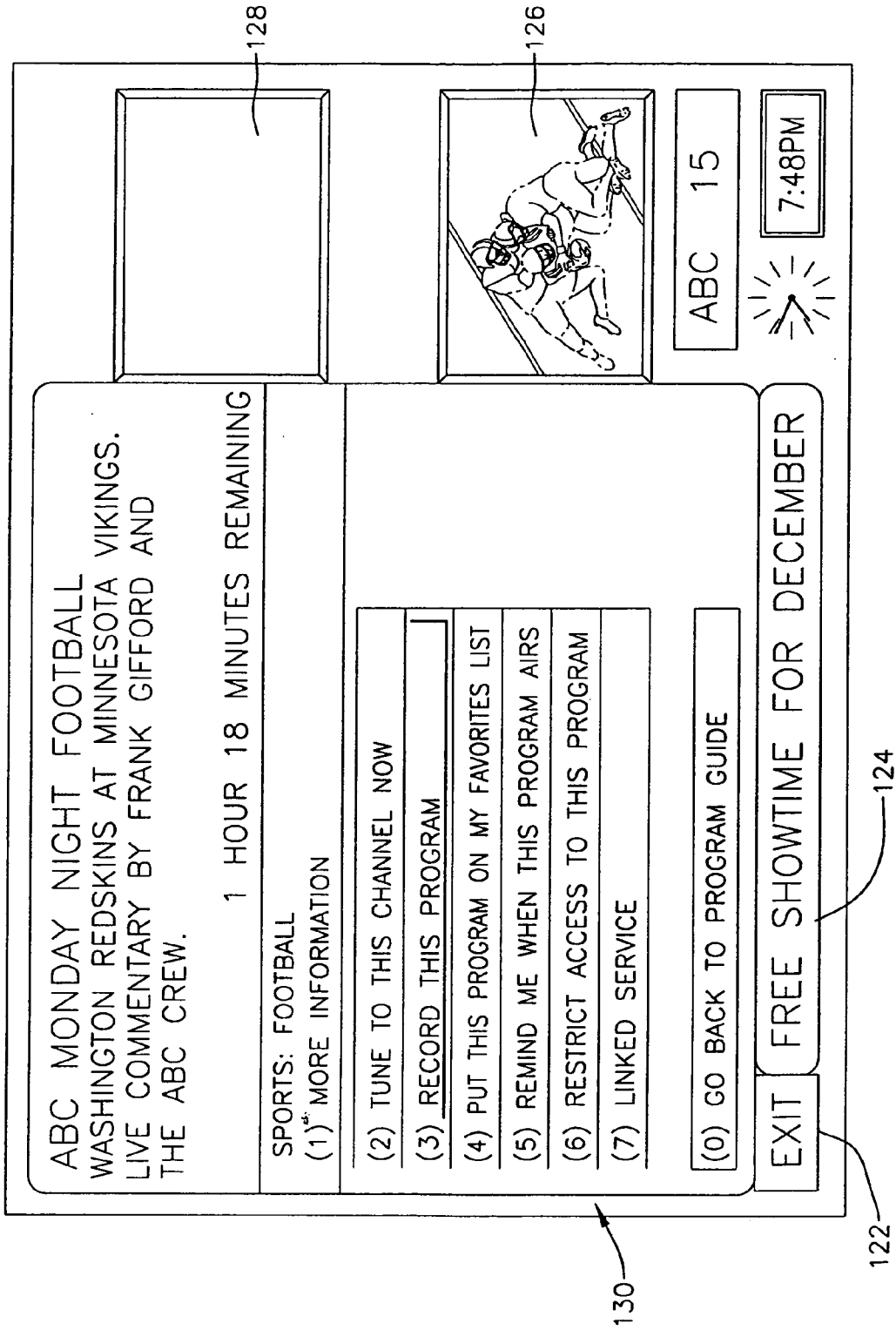


FIG. 8C

ABC MONDAY NIGHT FOOTBALL
WASHINGTON REDSKINS AT MINNESOTA VIKINGS.
LIVE COMMENTARY BY FRANK GIFFORD AND
THE ABC CREW.

1 HOUR 18 MINUTES REMAINING

SPORTS: FOOTBALL
(1) MORE INFORMATION

152 → (2) RECORD ONCE

(3) RECORD DAILY

(4) RECORD WEEKLY

(C) BACK TO PREVIOUS MENU

(0) GO BACK TO PROGRAM GUIDE

FIG. 8D

ABC MONDAY NIGHT FOOTBALL
WASHINGTON REDSKINS AT MINNESOTA VIKINGS.
LIVE COMMENTARY BY FRANK GIFFORD AND
THE ABC CREW.

THERE IS ROOM FOR SEVERAL ADDITIONAL LINES
OF DESCRIPTION INFORMATION

154 → SPORTS: FOOTBALL
(1) MORE INFORMATION

(2) TUNE TO THIS CHANNEL

(0) GO BACK TO PROGRAM GUIDE

FIG. 9A

LEGENDS OF THE FALL THREE SONS OF A RETIRED ARMY OFFICER RETURN FROM WORLD WAR 1 TO PURSUE VERY DIFFERENT LIVES. ANTHONY HOPKINS, BRAD PITT, JULIA ORMOND 2 HOURS
MOVIES: DRAMA (1) MORE INFORMATION
(2) TUNE TO THIS CHANNEL NOW
(3) RECORD THIS PROGRAM
(4) PUT THIS PROGRAM ON MY FAVORITES LIST...
(5) REMIND ME WHEN THIS PROGRAM AIRS
(6) RESTRICT ACCESS TO THIS PROGRAM
(7) LINKED SERVICE
(0) GO BACK TO PROGRAM GUIDE

130

FIG. 9B

(2) <u>INDIVIDUAL PROGRAM</u>
(3) SERIES AS A WHOLE
(4) PERFORMERS
(5) CATEGORY
(6) GO TO FAVORITES LIST
(C) BACK TO PREVIOUS MENU

155

FIG. 9C

(2) <u>INDIVIDUAL MOVIE</u>
(3) DIRECTOR
(4) PERFORMERS
(5) CATEGORY
(6) GO TO FAVORITES LIST
(C) BACK TO PREVIOUS MENU

156

FIG. 9F

<u>DISPLAY ALL FAVORITES AND REMINDERS</u>
DISPLAY FAVORITES ONLY
DISPLAY REMINDERS ONLY
CLEAR MY LIST OF FAVORITES
CLEAR MY LIST OF REMINDERS
SHOW OTHER USER

FIG. 9D

LEGENDS OF THE FALL
 THREE SONS OF A RETIRED ARMY OFFICER
 RETURN FROM WORLD WAR 1 TO PURSUE VERY
 DIFFERENT LIVES.
 ANTHONY HOPKINS, BRAD PITT, JULIA ORMOND
 2 HOURS

MOVIES: DRAMA
 (1) MORE INFORMATION

(2) TUNE TO THIS CHANNEL NOW
 (3) RECORD THIS PROGRAM
 (4) REMOVE THIS PROGRAM FROM FAVORITES LIST...
 (5) REMIND ME WHEN THIS PROGRAM AIRS
 (6) RESTRICT ACCESS TO THIS PROGRAM
 (7) LINKED SERVICES

(0) GO BACK TO PROGRAM GUIDE

130

FIG. 9E

158

▷FAVORITES AND REMINDERS
 ▷DISPLAY ALL FAVORITES AND REMINDERS

PROGRAM	TIME
★ ABC MONDAY NIGHT FOOTBALL	7:00PM
★ BEAKMAN'S WORLD	1:00PM
★ COOKING WITH JULIA	9:00PM
★ DANGER AHEAD	1:00PM
★ ED WOOD	4:00PM
★ FIREPOWER MARATHON	6:30PM
★ GREAT PERFORMANCES	9:00PM
★ HOPI DREAMS: ANCIENT PEOPLE	5:00PM
★ INTERNATIONAL RAILWAY JOURNEYS	6:00PM
★ LEGENDS OF THE FALL	8:00PM

HBO 8 HBO

7:48PM

EXIT FREE SHOWTIME FOR DECEMBER

FIG. 10A

LEGENDS OF THE FALL
THREE SONS OF A RETIRED ARMY OFFICER
RETURN FROM WORLD WAR 1 TO PURSUE VERY
DIFFERENT LIVES.
ANTHONY HOPKINS, BRAD PITT, JULIA ORMOND
2 HOURS

MOVIES: DRAMA
(1) MORE INFORMATION

(2) TUNE TO THIS CHANNEL NOW
(3) RECORD THIS PROGRAM
(4) PUT THIS PROGRAM ON MY FAVORITES LIST
(5) REMIND ME WHEN THIS PROGRAM AIRS...
(6) RESTRICT ACCESS TO THIS PROGRAM
(7) LINKED SERVICE

(0) GO BACK TO PROGRAM GUIDE

130

FIG. 10B

(2) REMINDER ONCE
(3) REMINDER FOR WEEKLY SERIES
(4) GO TO REMINDERS LIST
(C) BACK TO PREVIOUS MENU

160

FIG. 10C

LEGENDS OF THE FALL
THREE SONS OF A RETIRED ARMY OFFICER
RETURN FROM WORLD WAR 1 TO PURSUE VERY
DIFFERENT LIVES.
ANTHONY HOPKINS, BRAD PITT, JULIA ORMOND
2 HOURS

MOVIES: DRAMA
(1) MORE INFORMATION

(2) TUNE TO THIS CHANNEL NOW
(3) RECORD THIS PROGRAM
(4) PUT THIS PROGRAM ON MY FAVORITES LIST
(5) REMOVE THIS PROGRAM'S REMINDER...
(6) RESTRICT ACCESS TO THIS PROGRAM
(7) LINKED SERVICES

(0) GO BACK TO PROGRAM GUIDE

130

FIG. 10D

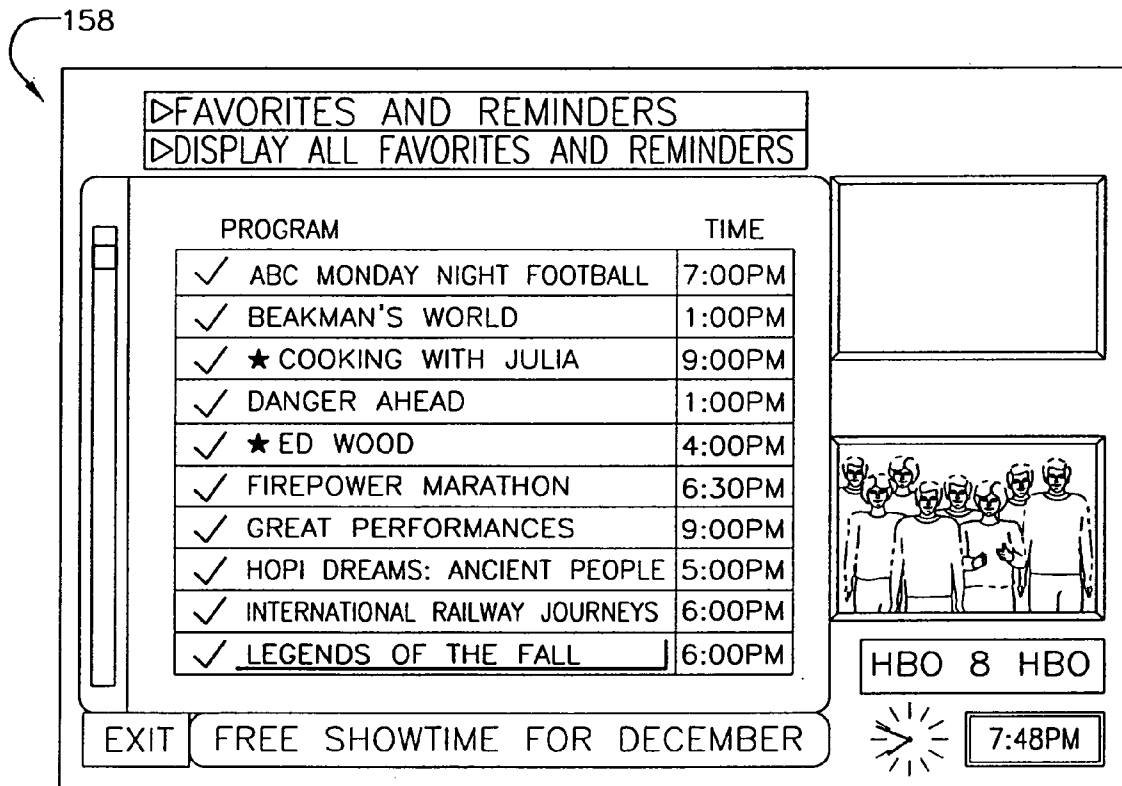


FIG. 11A

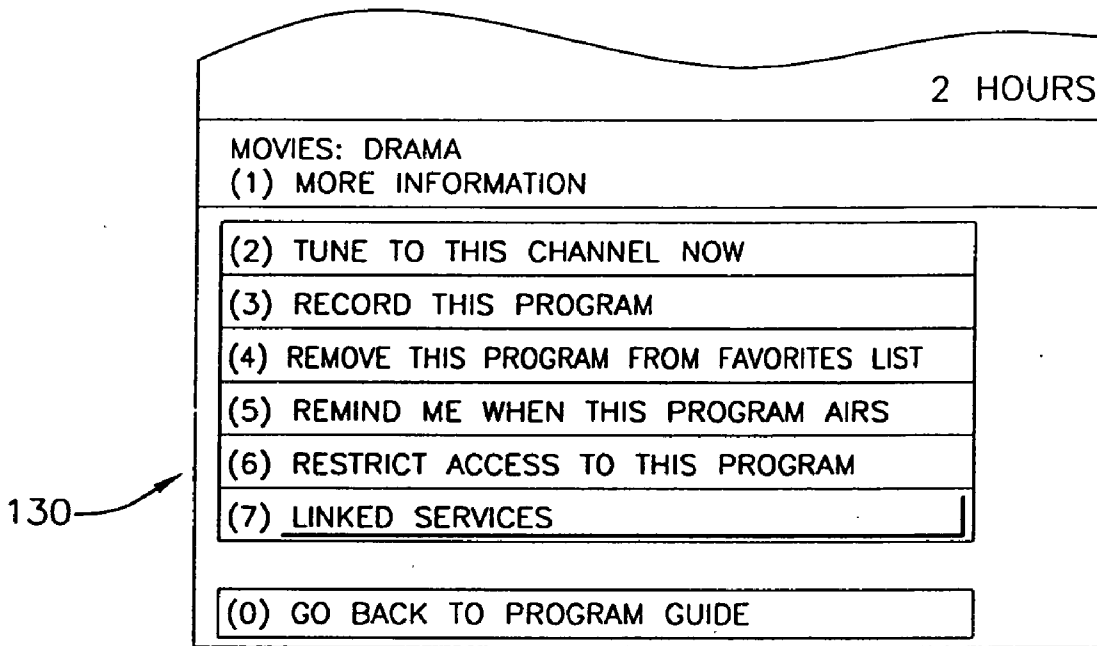


FIG. 11B

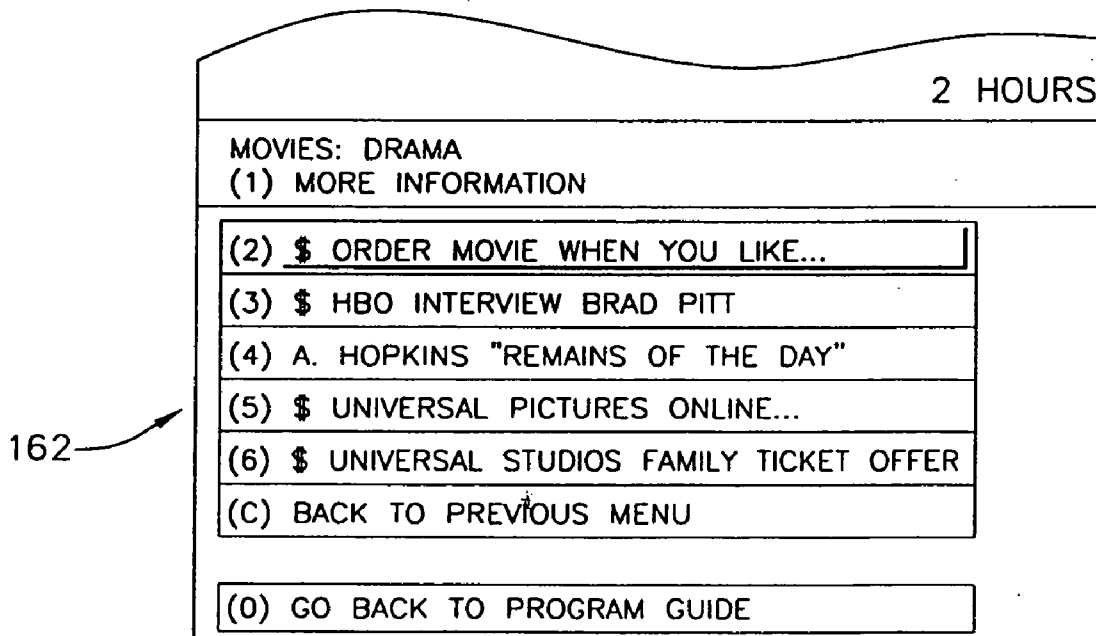


FIG. 11C

ENTERING PASSWORD
 BY ENTERING YOUR PASSWORD YOU ARE CONFIRMING A PURCHASE OR VALIDATION OF YOUR ID. PLEASE ENTER YOUR PASSWORD TO ORDER THIS MOVIE FOR THE LISTED PURCHASE PRICE.

HELP: PASSWORD
 (1) INFO ON (LEGENDS OF THE FALL)- \$3.95

ENTER PASSWORD FOR DELIVERY IN 7 MINUTES @7:55PM (LEGENDS OF THE FALL) \$3.95

(2) ACCEPT PASSWORD...

(<) BACK TO PREVIOUS MENU

(0) GO BACK TO PROGRAM GUIDE

FIG. 11D

CONFIRMING YOUR PURCHASE
 YOU HAVE SUCCESSFULLY ENTERED YOUR PASSWORD. CLICKING ON "YES" ITEM WILL FINALIZE YOUR PURCHASE.

HELP: CONFIRMING YOUR PURCHASE
 (1) INFO ON (LEGENDS OF THE FALL) \$3.95

YOU HAVE SUCCESSFULLY ENTERED YOUR PASSWORD. ARE YOU SURE YOU WANT TO PROCEED TO FINALIZE YOUR ORDER ?

(2) YES

(<) NO (BACK TO PREVIOUS MENU)

(0) GO BACK TO PROGRAM GUIDE

FIG. 11E

LEGENDS OF THE FALL
 THREE SONS OF A RETIRED ARMY OFFICER RETURN FROM WORLD WAR 1 TO PURSUE VERY DIFFERENT LIVES.
 ANTHONY HOPKINS, BRAD PITT, JULIA ORMOND
 VIDEO ON DEMAND PRICE-\$3.95

MOVIES: DRAMA
 (1) MORE INFORMATION

YOUR ORDER CONFIRMED !
 12.15.95 OR.#950384383 IT.#345VODL
 ACCOUNT 234.95430 PURCHASE: \$3.95

(2) OK (BACK TO PREVIOUS MENU)

(3) GO TO YOUR LIST OF PURCHASES

(0) GO BACK TO PROGRAM GUIDE

170

**SYSTEM AND METHOD FOR DISPLAYING
ADVERTISING, VIDEO, AND PROGRAM
SCHEDULE LISTING**

**CROSS-REFERENCE TO RELATED
APPLICATION**

[0001] This application is a continuation of U.S. patent application Ser. No. 09/962,692, filed on Sep. 25, 2001, which is continuation of U.S. patent application Ser. No. 08/847,726, filed on Apr. 28, 1997, which is a continuation-in-part of U.S. patent application Ser. No. 08/537,650, filed Oct. 2, 1995, and claims priority of U.S. Provisional Application No. 60/023,651, filed on Jun. 17, 1996, and the complete disclosures of which are incorporated herein by reference. This application is also related to U.S. patent application Ser. No. 08/837,025, filed Apr. 11, 1997, and its Appendices A, B, and C, of which are also incorporated herein by reference.

BACKGROUND OF THE INVENTION

[0002] The present invention generally relates to television schedule information, and more particularly to a system and method for displaying a television program guide on a television screen.

[0003] As the number of television stations in a metropolitan area or on a cable network has increased, the number of programs of potential interest that are presented to a viewer has risen dramatically. With the use of dish antennas capable of receiving direct satellite signals, the multitude of programs available to the viewer has further increased. Consequently, television schedule systems that are provided directly on the viewer's television screen have been developed to assist the viewer in sorting through these various programs and determining which programs to watch or record. One such television schedule system is disclosed in commonly assigned U.S. Pat. No. 5,353,121 (Young et al.), the complete disclosure of which is hereby incorporated by reference. In one embodiment of Young, the television schedule includes a series of menu screens having an array of cells corresponding to different television programs. The viewer may scroll through the cells to view which television programs are being presented on various channels at various times. In addition, the viewer may select certain cells to obtain more information on the associated program or to pull up other submenus with additional options.

[0004] The recent development of television schedule systems, such as the above described patent to Young, have created many new challenges. One such challenge is providing a system and method that allows the viewer to quickly and efficiently navigate through the various menus and submenus of the schedule guide and to interact with the items contained therein. Ideally, the system and method would provide the viewer with the ability to browse through the television guide and/or perform various actions, while still displaying the currently-tuned program on the television screen so that the viewer can keep track of the program. In addition, it would be desirable to provide a system that can be customized for an individual and/or a group of viewers.

SUMMARY OF THE INVENTION

[0005] The present invention provides a system and method for displaying schedule information on a visual

interface, such as a television screen, a computer monitor or the like. The present invention also provides a system and method for allowing the viewer to navigate and interact with a program guide that is displayed, for example, on the viewer's television screen. The program guide will usually include a schedule information area that depicts the programs that are being presented on each channel at each time during the day. with an input device, such as a remote control device, pointing device, mouse, keyboard, microphone or the like, the viewer can browse through the schedule information area and/or obtain more information about programs of particular interest.

[0006] In one aspect of the invention, a system and method is provided for allowing the viewer to watch a program on the currently-tuned channel of a television, while browsing through the other channels on a portion of the television screen. The system includes a browsing window for displaying program information over a portion of the television screen in conjunction with the primary display. The browsing window is usually smaller than the main program guide and located in a convenient place on the television screen, e.g., in a corner, so that the viewer can simultaneously view the primary display and the browsing window. The browsing window includes an active window for displaying programs on channels other than the currently-tuned channel, and an input device for switching the program that is displayed on the active window. In a preferred configuration, the browsing window further includes an information window for allowing the viewer to access a television schedule program guide and to obtain more information on the program that is shown in the active window.

[0007] In another aspect of the invention, a system and method is provided for allowing the viewer to watch programs currently being shown on the television, while the viewer browses through the program guide. In this embodiment, the program guide includes a smaller, active window for displaying a program that is currently being shown on a television channel. The input device has a controller for interacting with the active window to control the program that is shown therein. For example, the active window may show the program on the currently-tuned channel, i.e., the channel that the viewer was watching prior to activating the program guide. Alternatively, the active window may show the programs that the viewer selects in the program information area. In this embodiment, each program title is contained within a cell or window. As the controller moves a cursor, for example, to each cell within the program information area, the program displayed on the active window will change so that the program displayed on the active window corresponds to the program title within the cell containing the cursor.

[0008] In yet another aspect of the invention, a system and method are provided for indicating the amount of time left in each program in the program guide. In this embodiment, the program guide includes a matrix of cells, with each cell containing information associated with a television program. and having a length that is proportional to a length of the television program. Each cell will include a visual display for displaying an amount of time left in the associated television program. For example, the visual display can be a physical icon indicating the amount of time left in the program. Alternatively, each cell can be highlighted in such a way that either the highlighted or non-highlighted portion

of the cell represents the amount of time left in the associated television program. In the latter embodiment, the highlighted or non-highlighted portion of the cell will be reduced with time to continuously indicate the amount of time left in the associated program.

[0009] In yet another aspect of the invention, a system and method is provided for automatically or manually customizing the television schedule guide to an individual viewer or a group of viewers, e.g., a family. In this embodiment, the program guide includes a matrix of cells, with each cell containing information associated with a television program. The input device includes a controller for moving a cursor to each cell and for selecting the television program associated with each cell. The system further includes a memory for storing the television programs that have been selected by the viewer. The programs can be selected for a variety of reasons, such as designating the program as a favorite, placing a reminder to watch the program or, when the television schedule system includes a recording device, placing an automatic reminder to the program guide to record the program.

[0010] In a specific configuration, the system further includes a visual display, such as a physical icon within the program's cell, for indicating that a program has been selected. In addition, the program guide includes a selection window that displays some or all of the programs that have been selected by the viewer. The input device will allow the viewer to activate and deactivate the selection window, and to move between each program within the selection window and activate programs to obtain information associated with the selected program.

[0011] In a preferred embodiment, the system includes a database containing each program within the television schedule. The database may be included within a computer integrally combined with the television (e.g., PCTV), a computer that is coupled to the television through suitable lines, or the database may be accessed from a remote computer, e.g., via the internet or other communication medium. Within the database, each program is associated with a variety of criteria or features, such as particular actors, actresses, directors, the type of movie (e.g., action, comedy) and the like. When the viewer selects a program as a favorite, for example, he or she will have the option of designating the criteria or reason(s) that the program is a favorite (i.e., actor, director, etc.). In an exemplary embodiment, the computer will include a processor and suitable software for automatically searching the database for other programs having the same criteria. The processor may then place the programs that include the designated criteria into the selection window and provide visual indication of each program in the matrix of cells in the program guide. In this way, the program guide will automatically customize itself to the individual viewer to facilitate use of the television schedule.

BRIEF DESCRIPTION OF THE DRAWINGS

[0012] **FIG. 1** is a perspective view of a remote control device according to the principles of the present invention.

[0013] **FIG. 2** is an enlarged view of local and global controllers of the remote control device of **FIG. 1**.

[0014] **FIG. 3** is a schematic view of a representative computer system coupled to a television system incorporating the remote control device of the present invention.

[0015] **FIGS. 4A and 4B** are schematic views of a representative program guide and a channel guide, respectively, for use with the remote control device of Fig. in a television schedule system.

[0016] **FIGS. 5A-5C** are schematic views illustrating a method for selecting a program information menu, moving to the program guide of **FIG. 4A** and browsing through information menus from other programs with the remote control device of **FIG. 1**.

[0017] **FIGS. 6A-6D** illustrate a method for navigating from the program guide to a mode menu and selecting a different mode.

[0018] **FIGS. 7A-7D** illustrate a method for navigating from the program guide to a submode menu and selecting a different submode.

[0019] **FIGS. 8A-8D** illustrate a method for opening an information menu, scrolling down to other options and opening an information submenu.

[0020] **FIGS. 9A-9F** illustrate a method for selecting a favorite item.

[0021] **FIGS. 10A-10D** illustrate a method for selecting a program reminder.

[0022] **FIGS. 11A-11E** illustrate a Video On Demand menu and an associated submenu.

DESCRIPTION OF THE SPECIFIC EMBODIMENTS

[0023] The present invention provides a schedule system and method for displaying schedule information on a visual interface, such as a television screen, computer monitor or the like. The system and method is particularly useful for use with television schedule information. The television schedule information will be presented in a program guide having a schedule information area depicting the program that are being shown on each channel for a period of time, e.g., a day, week or longer. In one aspect of the invention, the viewer may watch a program on the currently-tuned channel, while browsing through the other channels on a portion of the television screen. In another aspect of the invention, the viewer may watch programs currently being shown on the television, while he or she browses through the program guide. In yet another aspect of the invention, the system includes a database, a processor and associated software for automatically customizing the television schedule guide to an individual viewer or a group of viewers, e.g., a family, to facilitate use of the television schedule.

[0024] The television schedule system will include an input device, such as a remote control device, pointing device, mouse, keyboard, microphone or the like, to allow the user to browse through the schedule information area and/or obtain more information about programs of particular interest. In a specific configuration, the input device will comprise a housing or casing and an input assembly on the exterior surface of the casing. The casing will usually resemble the generally rectangular shape of typical television remote control devices. However, the casing may also be similar to other convention input devices, such as a mouse, a joystick, a computer keyboard, etc., or the casing may have a specialized, non-conventional shape. The casing will include a controller for allowing the television viewer to

move along the television screen either freely or through specific areas or windows on the screen. The controller may comprise a trackball, cursor controller, pointing device, a microphone for allowing voice activation, a number of keys or buttons that function to move the viewer around the screen, or the like. In the preferred embodiment, the controller comprises a scrolling mechanism for displacing a movable cursor through a matrix of cells or windows on the screen. The cursor may comprise a physical icon on the screen, or it may be represented by highlighting or other visual indications of the cells or windows that are scrolled through by the viewer.

[0025] Referring to the drawings in detail, wherein like elements are indicated by like numerals, a representative remote control device 2 for facilitating the use of television schedule system of the present invention is illustrated. Of course, it should be clearly understood that the remote control device shown in **FIGS. 1 and 2** is merely representative of one type of remote control device that may be used with the present invention.

[0026] As shown in **FIG. 3**, remote control device 2 generally comprises a casing 4 having a viewer input assembly 6 for controlling a television, computer or VCR and for utilizing television schedule information on a television screen, as discussed below. Input assembly 6 generally includes a cursor control assembly 8 for displacing a cursor on a display screen, such as a television screen, and a plurality of dedicated function buttons 10 for performing various functions, such as changing channels, operating a VCR, changing the volume, etc. In addition, dedicated function buttons 10 may be used for other interactions requiring numeric input, such as inputting security codes, credit card numbers, etc.

[0027] As shown in **FIG. 3**, remote control device 2 further includes an RF transmitter 12 for transmitting signals generated by the viewer through viewer input assembly 6 to, for example, a processor within a personal computer, a television or a VCR. RF transmitter 12 may be substituted with, for example, IR emitters, modulated light signals (i.e., a signal sent to optical fiber), or even a hardware connection. Remote control device 2 will also include a power source, such as a battery (not shown).

[0028] Referring to **FIG. 2**, the cursor control assembly 8 of the present invention will now be described in detail. Cursor control assembly 8 includes a local controller 20 for moving the cursor within a designated screen area or window on the display screen and a global controller 22 for navigating among different windows on the display screen, as discussed in further detail below. Local controller 20 comprises a vertical scroll mechanism for scrolling cursor in the y-direction or vertically through an individual window or menu. The vertical scroll mechanism is preferably a rolling cylinder 24 rotatably mounted to casing 4 around an axis perpendicular to the longitudinal axis of casing 4. Rotation of cylinder 24 moves the cursor vertically through the window or menu of the display screen. In a preferred embodiment, the window will be made up of at least a vertical column of cells and cylinder button 24 will move the cursor up and down the column.

[0029] Rolling cylinder 24 preferably includes means for providing tactile feedback to the viewer so that cylinder 24 to facilitate operation of cylinder 24 without looking at

remote control device 2 (i.e., so the viewer can look at the television screen). In the preferred configuration, cylinder 24 includes a plurality of detents or ridges 26 on its outer surface that indicate to the viewer, either by tactile feel or by sound, that the cursor is moving through each cell in the window or menu.

[0030] Local controller 20 further includes a horizontal scroll mechanism for moving the cursor in an "x" direction or horizontally across the display screen. As shown in **FIG. 2**, the horizontal scroll mechanism preferably includes first and second buttons 32, 34 located on either side of rolling cylinder 24. Depressing buttons 32, 34 moves the cursor left or right across a row of items in an individual window of the display screen. Preferably, the viewer will be required to press one of the buttons 32, 34 for each item the cursor moves through in the horizontal direction. However, it should be noted that the invention is not limited to this configuration and buttons 32, 34 can be configured so that continuous depression of one button 32, 34 moves the cursor horizontally through a plurality of items. Alternatively, cylinder 24 may be configured for horizontal movement so that both horizontal and vertical movement can be carried out with a single button.

[0031] Cursor control assembly 8 further includes a selector switch for selecting an item on the display screen when the cursor is contiguous with that item. In a specific configuration, the selector switch is rolling cylinder 24. Depression of cylinder 24 will select or activate the item or pull down a menu associated with that item. This feature of the present invention allows viewers to both vertically scroll through items in a menu and select these items without moving their thumb from cylinder 24.

[0032] Global controller 22 preferably comprises a screen navigation ring 40 having a plurality of direction buttons 42 surrounding local controller 20. The exact number of direction buttons 42 in navigation ring 40 will typically depend on the number and relative locations of the different information areas on the display screen. In a specific configuration, global controller 22 will include four buttons 42 controlling left, right, up and down movement of the cursor along the television screen.

[0033] As an alternative to navigation ring 40, remote control device 2 may include a trigger or clutch button 46, as shown in **FIG. 1**. Clutch button 46 can be depressed to provide dual modality for local controller 20. Specifically, pressing clutch button 46 will move local controller 22 between a first mode, where cylinder 24 and horizontal scroll mechanism 30 move the cursor between different items within a particular information area on the display screen, and a second mode, where cylinder 24 and horizontal scroll mechanism 30 move the cursor between different information areas on the screen. Clutch button 46 is preferably located on the back side of casing 4 so that the viewer can easily depress button 46 with his or her fingers when holding the device.

[0034] Referring again to **FIG. 1**, viewer input assembly 6 of remote control device 2 further includes a voice recognition device for receiving spoken commands from the viewer and converting the spoken commands into signals to facilitate use of television schedule information. Typically, the voice recognition device will include a microphone 50 on remote control device 2 for receiving the spoken com-

mands and converting them into audio signals and a microprocessor (not shown) that includes speech recognition circuitry contained therein for receiving the audio signals and performing various tasks based on the spoken commands. The microprocessor may be contained within the remote control device or within a television set, a computer, VCR or the like. Alternatively, the speech recognition circuitry may be accessed from another computer or a datastream of information, such as a web site on the internet, and downloaded into the television schedule system.

[0035] The voice recognition device of the present invention may further include a trigger button (not shown) on remote control device 2 for activating or deactivating microphone 50. This allows the viewer to speak to other people in the room without accidentally triggering commands through microphone 50. The trigger button is normally in the up position, which corresponds to microphone 50 being in the deactivated state. When the viewer wishes to input a spoken command, message or data to the VCR, television or computer, the viewer must depress button 52 which causes a signal to be sent to a processor (not shown) to activate microphone 50. Once microphone 50 is activated, it will input the received audio signals (e.g., spoken commands) to the processor.

[0036] Remote control device 2 further includes a mechanism for inputting and recognizing a viewer's identification (i.e., credit card number, social security number, etc.) for authorizing the viewer to purchase products or services from the television schedule system. In a preferred configuration, the identification mechanism is a slot 60 in casing 4 sized for receiving a credit card, data card, security card or other viewer identification card, as shown in FIG. 1. In this configuration, remote control device 2 includes a recognition device for reading a code on the credit card when the credit card is swiped through slot 60. A process will convert the credit card's code into signals representing the viewer's identification. Alternatively, the identification mechanism may comprise numeric or symbolic keys on casing 4, such as the numeric keys shown in FIG. 1. In this embodiment, the numeric keys may be used to input a security code, such as a credit card number, social security number or the like.

[0037] FIG. 3 illustrates a representative television schedule system 60 for use with remote control device 2 of the present invention. As shown, system 60 includes a computer system 62 coupled to a television system 64. In the preferred embodiment, computer system 62 includes a standard computer 63 which is, for example, any personal computer, (e.g., IBM compatible, Macintosh and the like). Computer 63 can also be located within a set top box (e.g., a DSS box), or the computer may be located remote from the viewer's home, e.g., an external server or host computer. In the latter embodiment, the television schedule system 60 will be capable of accessing and downloading an application or applet from the computer through, e.g., the internet or other communication media. The computer contains a hard drive 66 and a processor 68. These units are usually automatically included in the computer 63. A disk input 70 is used to provide the computer 63 with various additional software. A data line 72 is connected to an available serial, parallel or other data port on the computer 63. This line 72 is used to connect other devices/components to computer.

[0038] In another embodiment, computer system 62 may be combined with television system 60 to form a PCTV. In

this embodiment, the computer will usually include a processor that may be used solely to run the program guide and associated software, or the processor may be configured to run other applications, such as word processing, graphics, or the like. The computer will usually be incorporated into the television set so that the television display can be used as both a television screen and a computer monitor. Usually, the PCTV will include a number of input devices, such as a keyboard, a mouse and a remote control device, similar to the one described above. However, these input devices may be combined into a single device that inputs commands with keys, a trackball, pointing device, scrolling mechanism, voice activation or a combination thereof.

[0039] Television system 64 includes a television 80 which may be any commercially available television. Television system 64 may or may not include a videotape recorder (VCR). In this embodiment, a VCR 82 is coupled to television. This VCR can be, for example, any commercially available VCR or any other type of recording device (analog or digital). Computer 63 and television 80 can be directly connected by a line 84 or remotely connected so that computer 63 and television 80 can be located in different rooms within a private residence or commercial building. In the preferred embodiment, a computer program provided on diskettes, CD Rom or other medium contains the software needed for receiving, organizing and displaying data for a television schedule guide (see FIGS. 4-11). These diskettes are inserted into disk input 70 and the software for these diskettes is stored within the computer 63 on the hard drive or on another mass storage location. This action can be performed by, for example, the viewer or service person. The computer program can also be provided, for example, via downloading from a satellite, transmission through the internet or other on-line service, or transmission through another type of land line. A more detailed description of a preferred computer system for use with the present invention is described in commonly assigned, co-pending U.S. patent application Ser. No. 08/537,650, filed Oct. 2, 1995 (Attorney Docket No. 14774-003400), the complete disclosure of which is hereby incorporated by reference.

[0040] In another embodiment, computer system 62 may be combined with television system 60 to form a PCTV. In this embodiment, the computer will usually include a processor that may be used solely to run the program guide and associated software, or the processor may be configured to run other applications, such as word processing, graphics, or the like. The computer will usually be incorporated into the television set so that the television display can be used as both a television screen and a computer monitor. Usually, the PCTV will include a number of input devices, such as a keyboard, a mouse and a remote control device, similar to the one described above. However, these input devices may be combined into a single device that inputs commands with keys, a trackball, pointing device, scrolling mechanism, voice activation or a combination thereof.

[0041] In this embodiment, remote control device 2 will send input to computer 60, which then transmits signals, via an appropriate RF transmitter or the like (not shown), to television system 64. The data for the television schedule system can be obtained from a variety of databases. For example, on-line providers (Prodigy, America On Line, Compuserve, MSN, At&T, etc) may provide access to a database which contains the television schedule information.

These online information providers can transmit data to television **80**. To accomplish this, television **80** or computer **63** will include a modem, which can be connected to a telephone line, cable modem, ISDN line, DSS channel or the like, and software for searching and providing the data to computer **63**.

[0042] **FIGS. 4-11** illustrate a television schedule system and method according to the present invention. In Appendix B, which is attached to co-pending U.S. patent application Ser. No. 08/837,025, filed Apr. 11, 1997 (Attorney Docket No. 14774-004410), of which has been incorporated by reference, entitled "Starsight Interactive Television Program Guide, Phase III", that further illustrates the representative television program guide. Appendix A, which is also attached to co-Pending U.S. patent application Ser. No. 08/837,025, filed Apr. 11, 1997 (Attorney Docket No. 14774-004410), of which has been incorporated by reference, entitled "Using Starsight 2", to illustrate an alternative television program guide according to the present invention.

[0043] **FIGS. 4A and 4B** illustrate a program guide **102** and a channel guide **104**, respectively, for the television schedule system of the present invention. The program guide **102**, which is the primary mode in the television schedule system, includes a number of screen information areas or windows in a particular screen where the viewer operates an input device, such as the remote control device **2** described above, to move around vertically and horizontally and to interact with that screen area's function. Preferably, the currently active screen area will be indicated to the viewer, for example, by changing the background color from a light greyscale metallic to a brighter, active color. Within each screen area are one or more items, typically arranged in a matrix or grid so that the viewer can scroll through the grid. The items can be selected or activated with the input device. Activation of an item will invoke a Submenu, a Dialog, a Panel, invoke an action or the like. In an exemplary configuration, device **2** is configured so that double clicking on cylinder **24** will invoke an item's associated menu or Submenu and automatically activate the default menu item. In addition, device **2** may include further shortcuts, such as mediated signals that are accomplished by simultaneously holding in clutch button **46** and cylinder **24**.

[0044] As shown in **FIG. 4A**, program guide **102** preferably includes a schedule information area **106** having a program matrix **108** of cells or items that depict the shows that are being presented on each channel at each time during the day. Program guide **102** conveniently lists the channels in a vertical column to the left of the program matrix **108** and the times in a horizontal row above matrix **108**. As shown, the viewer may vertically scroll through a particular time or horizontally scroll through a channel. As the viewer scrolls through matrix **108**, a cursor **110** will indicate the viewer's location within the matrix **108**. Alternatively, the item may be automatically highlighted with a brighter color to indicate the viewer's location. Preferably, program matrix **108** will also be shaded to indicate the portion of each show that has already been presented. For example, as shown in **FIG. 4A**, the shading extends to 7:48 (the current time as indicated at the bottom right of program guide **102**) to indicate which portion of the show the viewer has already missed.

[0045] As shown in **FIG. 4A**, program guide **102** includes a number of other information areas. For example, program

guide **102** includes a mode menu area **112** that indicates the currently active mode (i.e., program guide **102**) and allows the viewer to pull down a mode menu **114** (see **FIG. 6B**). Program guide **102** also includes a date area **116** that indicates the date reflected in program matrix **106** and allows the viewer to pull down a date submenu **118** (see **FIG. 7B**) to change the date. In other submodes, the submenu menu will display options for ordering or displaying lists that are appropriately related to the submenu. A proportional scroll bar **120** located to the left of program matrix **106** is visually proportional to the total information in program matrix **106** to provide visual feedback as the viewer vertically scrolls through matrix **106**. In addition, scroll bar **120** may be used for large-scale movement through hundreds of channels/sources by navigating to bar **120** and then vertically moving bar **120** upward or downward. An exit area **122** allows the viewer to immediately exit back to the television by navigating to exit area **122** clicking on exit area **122**. A program area **126** depicts the currently tuned program and a preview window area **128** can be used for all types of promotional, descriptive, or contextual video or graphics, such as a short preview of the show that is currently being highlighted in show matrix **106**. Preview window area **128** may also be interactional similar to the other areas of guide **102**.

[0046] In an exemplary configuration, program area **126** displays the currently tuned program "live" so that the viewer can browse through program matrix **106** without missing the action on the currently tuned program. This feature allows the viewer, for example, to keep track of the score of a football game while browsing through the program matrix or performing other interactions with the system, such as purchasing goods or services, searching for more information on a program, etc. In another configuration, the viewer may set program area **126** to change as the viewer browses through program matrix **106** so that area **126** depicts the highlighted program in the matrix. This allows the television viewer to quickly view each program without exiting from the program guide **102**.

[0047] The program guide may also include a variety of additional areas to facilitate use of the television schedule system, present information to the viewer or advertise programs or other products. For example, a scrolling commercial message **124** may be located underneath program matrix **106** that advertises programs or products from program sponsors, etc. The viewer may navigate to message **124** and click on the input device to receive more information or to purchase the product or program. A two second delay or a suitable input from the viewer will open the scrolling message up into its info menu (not shown). This function of ordering items is not limited to videos. For example, the program may access other contextual linked services such as a commercial store, etc., to allow the purchaser to buy a wide variety of different services or goods directly or indirectly linked to a particular program. For example, an Info Menu for Monday Night Football may allow the viewer to scroll through submenus that allow the viewer to purchase Washington Redskins' caps, Minnesota Vikings' caps or any NFL cap. The viewer has a choice to follow a program's link back to the commercial area where a larger selection of items and services are available. A product like the cap above may lead the viewer directly to an NFL proshop, whereas a link to a movie on demand may lead back to a commercial film library. A more complete description of a television schedule

system incorporating contextual linked services is described in co-pending, commonly assigned U.S. patent application Ser. No. 08/837,025, filed on Apr. 11, 1997, to Schein et al., and its Appendices A, B, and C, (Attorney Docket No. 14774-004410), the complete disclosure of which are hereby incorporated by reference.

[0048] **FIG. 4B** illustrates the television schedule system of the present invention in the channel guide mode. As shown, channel guide **104** is similar to program guide **102** except that it includes an information screen area **130** that is reversed from the information screen area **106** in the program guide. Thus, the viewer can scroll vertically to move forward and backward in time along one channel and horizontally to move from channel to channel.

[0049] A method for using the television schedule system of the present invention will now be described. **FIGS. 5A-5C** illustrate a method of accessing program guide **102** from a currently tuned program and browsing through other currently tuned programs. As shown in **FIG. 5A**, the viewer is watching a television show on a display screen **132**, such as a Monday Night Football game featuring the Washington Redskins versus the Minnesota Vikings. Clicking on the input device automatically causes a Program InfoMenu **130** to pop up on a portion of the television screen **132** (see **FIG. 5B**). Program InfoMenu **130** may allow the viewer to obtain more information about the currently tuned program, move to program guide **102**, move to contextual linked services (discussed below), or exit InfoMenu **130** back to the television show. The viewer may vertically scroll through these options, and select one of the options. For example, clicking on the "Go to program guide" section immediately transfers the viewer to the program guide, as shown in **FIG. 4A**.

[0050] To browse other currently tuned programs, the viewer employs the channel controls (i.e., function buttons **10**, see **FIG. 1**). This allows the viewer to browse through other information menus while viewing the currently tuned program (see **FIG. 5C**). Alternatively, clutch button **46** may be depressed to switch the modality of local controller **20** and allow the viewer to browse through the channels with cylinder **24**. This allows the viewer to browse without taking his or her thumb off cylinder **24** and without looking at remote control device **2**. In an exemplary configuration, InfoMenu **130** includes a browsing window **134** that displays ("live") the program in InfoMenu (**FIG. 5C**). This feature allows the viewer to actually view the programs as he/she browses through them. A single click of cylinder **24** would take the viewer to the browsed program. The remote control device may also include means for switching the sound between the currently tuned program and the program in the browsing window **134**.

[0051] **FIGS. 6A-6D** illustrate a method for changing the mode of the television schedule system. As shown in **FIG. 6A**, the viewer starts in program guide **102**, which can be accessed through the InfoMenu **130** of the currently tuned program as discussed above or by double clicking on cylinder **24** from the television screen (which will automatically select the default item within the InfoMenu). The viewer may navigate to the Mode Menu, which will automatically pull down, allowing the viewer to scroll up and down the list of modes and to click on a menu item to select a different mode. For example, if the viewer wishes to see the Favorites and Reminders Menu **158**, the viewer clicks on

"Favorites and Reminders" and moves to this mode, as shown in **FIG. 6D**. Note that the design of the representative remote control device **2** allows the viewer to easily scroll through the various menus of the program guide without looking at remote control device **2**. In addition, the viewer can access various modes and scroll through the different menus simply by using his or her thumb.

[0052] **FIGS. 7A-7D** depict a method of navigating to a submenu menu with the program guide **102**. One of the advantages of the television schedule system of the present invention is that the submenu menus dynamically change depending on the Mode. For example, if the viewer desires to view the programs on a different day (other than the current day), he or she navigates to date area **116** by pressing once on upper button **42** of global controller **22**. This moves the viewer to date area **116**, where a submenu menu **118** automatically scrolls down, as shown in **FIG. 7B**. The viewer may then scroll through the days of the week with rolling cylinder **24**, which will become highlighted as the cursor moves through each day. To select another date, the viewer simply clicks on cylinder **24** and program matrix **106** jumps forward to another day, for example, Wednesday, as shown in **FIG. 7D**.

[0053] **FIGS. 8A-8D** illustrate a method of opening up Item InfoMenus with remote control device **2**. As the viewer is scrolling around program matrix **106**, clicking on a selected item will open up its InfoMenu **130**, as shown in **FIG. 8B**. The InfoMenu **130** is a gateway to information about programs and items and services linked to them. For example, the viewer may scroll down InfoMenu **130** to the item "record this program". Once the item is selected, the viewer simply clicks on the item and a record submenu **152** appears where the viewer can specify how this program is to be added to the recording list (see **FIG. 8C**). The viewer can scroll up and down record submenu **152** and click on the desired choice. If the viewer scrolls up on the InfoMenu **130** instead of down, the info item will highlight in yellow and expand downward to review additional information about the program item, as shown in **FIG. 8D**. This expanded info item **154** will collapse automatically when the viewer scrolls downward.

[0054] The system and method of the present invention may be configured to automatically or manually customize the television schedule guide to an individual viewer or a group of viewers, e.g., a family. In this embodiment, the remote control device may be used to select certain programs, and a memory stores the television programs that have been selected by the viewer. The programs can be selected for a variety of reasons, such as a designated the program as a favorite, placing a reminder to watch the program or, when the television schedule system includes a recording device, placing an automatic reminder to the program guide to record the program. In a specific configuration, the system further includes a visual display, such as a physical icon within the cell, for indicating that a program has been selected. In addition, the program guide includes a selection window that displays some or all of the programs that have been selected by the viewer. The input device will allow the viewer to activate and deactivate the selection window, and to move between each program within the selection window and activate programs to obtain information associated with the selected program.

[0055] In an exemplary embodiment, the system includes a database containing each program within the television schedule. The database may be included within a computer integrally combined with the television (e.g., PCTV), a computer that is coupled to the television through suitable lines, or the database may be accessed from a remote computer, e.g., via the internet or other communication medium. Within the database, each program is associated with a variety of criteria or features, such as particular actors, actresses, directors, the type of movie (e.g., action, comedy) and the like. When the viewer selects a program as a favorite, for example, he or she will have the option of designating the criteria or reason(s) that the program is a favorite (i.e., actor, director, etc.). The computer will include a processor and suitable software for automatically searching the database for other programs having the same criteria. The processor will automatically place the programs that include the designated criteria into the selection window and provide visual indication of each program in the matrix of cells in the program guide. In this way, the program guide will automatically customize itself to the individual viewer to facilitate use of the television schedule.

[0056] FIGS. 9A-9F illustrate a method for designating a program as a favorite. For example, an Item InfoMenu 130 is opened and the viewer scrolls down to section (4), and selects "Put this program on my favorite list" by clicking cylinder 24. A Favorites submenu automatically appears with a panel asking the viewer why this program has been shown as a favorite. For example, FIG. 9B illustrates a Favorites submenu 155 for a sitcom or program and FIG. 9C illustrates a submenu 156 for a movie. Other types of programs will have other unique submenus. The viewer is given a choice to scroll down to choose reasons for selecting the program as a favorite, such as performers, categories, series as a whole, etc. This feature could also be utilized to allow the viewer to go to the database of his or her preferences. It would then be possible to link to other programs with matching criteria, thereby allowing the viewer to customize the system to his or her needs. For example, if the viewer selects "performers" (see FIG. 9C), this would bring up a listing of known performers (or a similar appropriate listing) in this program. The viewer then identifies which ones are favorites. After specifying the criteria for being a favorite, a confirmation panel (not shown) may appear that allows the viewer to o.k. the action. When the viewer returns to the Items Info Menu, a favorite symbol has been added to the title and menu item (4) now gives the option to remove the program from the favorites list (see FIG. 9D). This cursor functionality is found throughout this system and is the easiest way to add or remove items from the list. After the program has been selected as a favorite, it is added to the Favorites and Reminders list 158, as shown in FIG. 9E. The system will then automatically search the guide to determine which programs include the specified performers. In addition, the system may be configured to continuously perform this search as new programs appear in the guide each day. Henceforth, some or all program items containing the viewer's specified performers would be marked with a star and appear on the "favorites" list.

[0057] FIGS. 10A-10D illustrate a method for utilizing television schedule system to create a program reminder. Similar to the "favorites" method discussed above, an Item's InfoMenu 130 is opened and the viewer scrolls down to item

(5) "Reminding when the program airs" and selects this item. A reminder submenu 160 is then activated to provide the viewer with various items for the times and number of reminders, as shown in 10B. This reminder submenu 160 can vary depending on the program's type or scheduling configuration. After specifying the recording option, a confirmation panel (not shown) will appear, allowing the viewer to o.k. the action. When the viewer has returned to the Item's InfoMenu 130 (see FIG. 10C), a reminder symbol has been added to the title and menu item (5) now gives the option to remove the program's reminder. After the program is scheduled for reminder, it is added to the "Favorites and Reminder" list, as shown in FIG. 10D.

[0058] FIGS. 11A-11E illustrate a method of ordering video on demand. As shown in 10A, the viewer opens up the program's InfoMenu 130 and thumb scrolls down to the "order videos" item. The viewer is then presented with an easily scrollable matrix or menu (not shown) of movies or other programs that may be ordered. To facilitate this process, the system may include a text or feature searching program that allows the viewer to search for a particular movie, a particular type of movie, movies having a certain actor or actress, etc. Once a program has been selected, the viewer will be taken to a menu 162 associated with this program, as shown in FIG. 11B. The menu will allow the viewer to directly order the program, or order other programs, such as interviews, specials, etc., that are associated with the program. Some, denoted with a dollar sign, are purchasable. Free items would be instantly accessible to the viewer. The viewer may be prompted to a simple procedure to specify when the movie is to be delivered. When the viewer selects a particular program requiring a financial transaction, a purchasing sequence unfolds. As shown in FIG. 11C, the viewer is prompted to enter the master password/access code via the remote keypad or other means. For example, the viewer could swipe his or her credit card through slot 60 (FIG. 1). If the password/access code is accepted, the viewer is given a final opportunity to review the purchase and/or either confirm or return to the previous item menu (see FIG. 11D). When the viewer confirms his or her purchase and/or order, a receipt 170 is shown (FIG. 11E). The viewer is given the choice of returning to the previous item menu or, as always, at the very bottom item "0", to return to the program guide.

1-87. (canceled)

88. A method for simultaneously displaying advertisements with an electronic program guide (EPG), comprising:

displaying a plurality of television schedule information items in a display;

selecting an advertisement for display from a plurality of advertisements; and

simultaneously displaying the selected advertisement in a horizontal relation to the displayed plurality of television schedule information items.

89. The method of claim 88, wherein the selecting an advertisement for display from a plurality of advertisements is being made independent of a user's selection of a television schedule information item.

90. The method of claim 88, wherein the displayed advertisement is interactive.

91. The method of claim 88, wherein the displayed plurality of television schedule information items includes

the time and channel for at least a portion of the displayed television schedule information items

92. The method of claim 88, wherein the displayed advertisement includes one or more of text, graphics, and video.

93. The method of claim 88, wherein the displayed advertisement is related to one or more of a product and a service.

94. The method of claim 93, further comprising ordering the one or more of a product and a service by selecting the displayed advertisement.

95. The method of claim 90, further comprising displaying additional information about the advertisement when the displayed interactive advertisement is selected by a user.

96. The method of claim 88, wherein the displayed advertisement is related to a television program.

97. The method of claim 96, further comprising tuning to the television program by selecting the displayed advertisement.

98. The method of claim 96, further comprising scheduling a recording of the television program by selecting the displayed advertisement.

99. The method of claim 88, wherein the displayed advertisement is related to a pay television program.

100. The method of claim 99, further comprising ordering the pay television program by selecting the displayed advertisement.

101. The method of claim 88, wherein the plurality of television schedule information items are displayed in a program information region of the display having a vertical height and wherein the selected advertisement is displayed substantially within the vertical height of the program information region of the display.

102. The method of claim 88, wherein the selected advertisement is displayed substantially horizontally with the displayed plurality of television schedule information items in a substantially square area.

103. The method of claim 88, wherein the selected advertisement is displayed substantially horizontally aligned with the displayed plurality of television schedule information items.

104. The method of claim 88, wherein the selected advertisement is displayed substantially horizontally with the displayed plurality of television schedule information items in a rectangular area having a substantially larger vertical length than a horizontal width.

105. A system for simultaneously displaying advertisements with an electronic program guide (EPG), the electronic program guide operative to:

display a plurality of television schedule information items in a display;

select an advertisement for display from a plurality of advertisements; and

simultaneously display the selected advertisement in a horizontal relation to the displayed plurality of television schedule information items.

106. The system of claim 105, wherein the plurality of television schedule information items are displayed in a program information region of the display having a vertical height and wherein the selected advertisement is displayed substantially within the vertical height of the program information region of the display.

107. The system of claim 105, wherein the selected advertisement is displayed substantially horizontally with the displayed plurality of television schedule information items in a substantially square area.

108. The system of claim 105, wherein the selected advertisement is displayed substantially horizontally aligned with the displayed plurality of television schedule information items.

109. The system of claim 105, wherein the selected advertisement is displayed substantially horizontally with the displayed plurality of television schedule information items in a rectangular area having a substantially larger vertical length than a horizontal width.

* * * * *