

(19) World Intellectual Property Organization
International Bureau



(43) International Publication Date
6 November 2003 (06.11.2003)

PCT

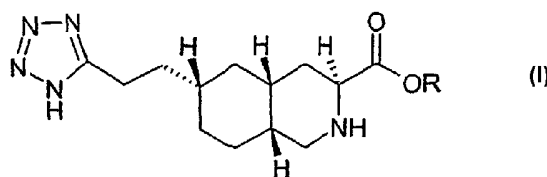
(10) International Publication Number
WO 03/091243 A1

- (51) International Patent Classification⁷: C07D 401/06, A61K 31/4725, 31/5377, A61P 25/00
- (21) International Application Number: PCT/US03/10466
- (22) International Filing Date: 14 April 2003 (14.04.2003)
- (25) Filing Language: English
- (26) Publication Language: English
- (30) Priority Data:
60/376,120 26 April 2002 (26.04.2002) US
- (71) Applicant (for all designated States except US): ELI LILLY AND COMPANY [US/US]; Lilly Corporate Center, Indianapolis, IN 46285 (US).
- (72) Inventor; and
- (75) Inventor/Applicant (for US only): ORNSTEIN, Paul, Leslie [US/US]; 10441 Bosahan Court, Carmel, IN 46032 (US).
- (74) Agents: WILSON, Alexander et al.; ELI LILLY AND COMPANY, P. O. Box 6288, Indianapolis, IN 46206-6288 (US).
- (81) Designated States (national): AE, AG, AL, AM, AT (utility model), AT, AU, AZ, BA, BB, BG, BR, BY, BZ, CA, CH, CN, CO, CR, CU, CZ (utility model), CZ, DE (utility model), DE, DK (utility model), DK, DM, DZ, EC, EE (utility model), EE, ES, FI (utility model), FI, GB, GD, GE, GH, GM, HR, HU, ID, IL, IN, IS, JP, KE, KG, KP, KR, KZ, LC, LK, LR, LS, LT, LU, LV, MA, MD, MG, MK, MN, MW, MX, MZ, NO, NZ, OM, PH, PL, PT, RO, RU, SC, SD, SE, SG, SK (utility model), SK, SL, TJ, TM, TN, TR, TT, TZ, UA, UG, US, UZ, VC, VN, YU, ZA, ZM, ZW.
- (84) Designated States (regional): ARIPO patent (GH, GM, KE, LS, MW, MZ, SD, SL, SZ, TZ, UG, ZM, ZW), Eurasian patent (AM, AZ, BY, KG, KZ, MD, RU, TJ, TM), European patent (AT, BE, BG, CH, CY, CZ, DE, DK, EE, ES, FI, FR, GB, GR, HU, IE, IT, LU, MC, NL, PT, RO, SE, SI, SK, TR), OAPI patent (BF, BJ, CF, CG, CI, CM, GA, GN, GQ, GW, ML, MR, NE, SN, TD, TG).
- Published:
— with international search report
- For two-letter codes and other abbreviations, refer to the "Guidance Notes on Codes and Abbreviations" appearing at the beginning of each regular issue of the PCT Gazette.



WO 03/091243 A1

(54) Title: ESTER DERIVATIVES OF A DECAHYDROISOQUINOLINE-3-CARBOXYLIC ACID AS ANALGESTICS



(57) Abstract: Thus, the present invention provides compounds of formula (I) The present invention further provides the use of a compound of formula (I) for the manufacture of a medicament for the treatment of a neurological disorder. The present invention further provides the use of a compound of formula (I) for the manufacture of a medicament for the treatment of pain or migraine.

ESTER DERIVATIVES OF A DECAHYDROISOQUINOLINE-3-CARBOXYLIC ACID AS ANALGESICS

FIELD OF THE INVENTION

5 The present invention relates to novel prodrug forms of (3*S*,4*aR*,6*R*,8*aR*)-6-[2-(1(2)*H*-tetrazole-5-yl)ethyl-1,2,3,4,4*a*,5,6,7,8,8*a*-decahydroisoquinoline-3-carboxylic acid, to pharmaceutical compositions containing the prodrug forms, and to methods of using the prodrug forms.

BACKGROUND OF THE INVENTION

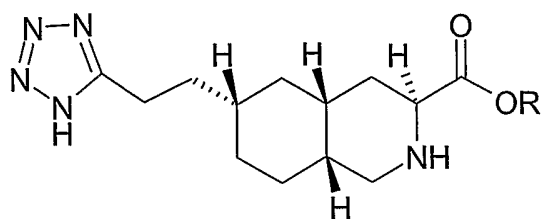
10 United States Patent No. 5,670,516 discloses that certain decahydroisoquinoline derivatives are AMPA receptor antagonists, and as such are useful in the treatment of many different conditions, including pain and migraine. In addition, WO 01/02367 A3, published January 11, 2001, discloses diester prodrug forms of the selective GluR₅ antagonist 3*S*,4*aR*,6*S*,8*aR*-6-(((4-carboxy)phenyl)methyl)-1,2,3,4,4*a*,5,6,7,8,8*a*-
15 decahydroisoquinoline-3-carboxylic acid.

It is an object of the present invention to provide monoesters of (3*S*,4*aR*,6*R*,8*aR*)-6-[2-(1(2)*H*-tetrazole-5-yl)ethyl-1,2,3,4,4*a*,5,6,7,8,8*a*-decahydroisoquinoline-3-carboxylic acid which provide improved bioavailability of the parent monoacid in a patient. In
20 addition, it is an object of the present invention to provide monoesters of (3*S*,4*aR*,6*R*,8*aR*)-6-[2-(1(2)*H*-tetrazole-5-yl)ethyl-1,2,3,4,4*a*,5,6,7,8,8*a*-decahydroisoquinoline-3-carboxylic acid which are substantially converted to the parent monoacid in the patient.

SUMMARY OF THE INVENTION

25 It has now been discovered that the novel monoesters of the monoacid, (3*S*,4*aR*,6*R*,8*aR*)-6-[2-(1(2)*H*-tetrazole-5-yl)ethyl-1,2,3,4,4*a*,5,6,7,8,8*a*-decahydroisoquinoline-3-carboxylic acid provide significantly improved bioavailability of the monoacid as compared to that provided by administration of the monoacid itself.
30 In addition, the monoesters are substantially converted to the monoacid in the patient. The monoacid is disclosed in U.S. Patent 5,670,516, issued September 23, 1997.

Thus, the present invention provides compounds of formula I:



Formula I

10 wherein R represents C₁-C₂₀ alkyl, C₂-C₆ alkenyl, C₁-C₆ alkyl-aryl, C₁-C₆ alkyl-(C₃-C₁₀)cycloalkyl, C₁-C₆ alkyl-N,N-C₁-C₆ dialkylamine, C₁-C₆ alkyl-pyrrolidine, C₁-C₆ alkyl-piperidine, C₁-C₆ alkyl-morpholine or a pharmaceutically acceptable salt thereof.

The present invention further provides a method of antagonizing the AMPA or GluR₅ receptor, which comprises administering to a patient an effective amount of a compound of formula I.

15 In addition, the present invention provides a method for the treatment of a neurological disorder, which comprises administering to a patient in need thereof an effective amount of a compound of formula I.

The present invention further provides a method for the treatment of pain or migraine, which comprises administering to a patient in need thereof an effective amount of a compound of formula I.

20

The present invention further provides the use of a compound of formula I for the manufacture of a medicament for the treatment of a neurological disorder.

The present invention further provides the use of a compound of formula I for the manufacture of a medicament for the treatment of pain or migraine.

25

DETAILED DESCRIPTION OF THE INVENTION

As used herein, the term "prodrug" refers to a monoester derivative of a carboxylic acid functional drug, which derivative, when administered to a patient is converted into the monoacid (drug). The enzymatic and/or chemical hydrolytic cleavage of the compounds of the present invention occurs in such a manner that the parent monocarboxylic acid (drug) is released.

30

As used herein the term "Compound A" refers to (3*S*,4*aR*,6*R*,8*aR*)-6-[2-(1(2)*H*-tetrazole-5-yl)ethyl-1,2,3,4,4*a*,5,6,7,8,8*a*-decahydroisoquinoline-3-carboxylic acid.

As used herein the term "Compound B" refers to 6-[2-(2*H*-Tetrazol-5-yl)-ethyl]-decahydro-isoquinoline-3-carboxylic acid ethyl ester.

5 As used herein the term "Compound C" refers to 6-[2-(1*H*-Tetrazol-5-yl)-ethyl]-decahydro-isoquinoline-3-carboxylic acid 2-ethyl-butyl ester.

As used herein the term "Compound D" refers to 6-[2-(1*H*-Tetrazol-5-yl)-ethyl]-decahydro-isoquinoline-3-carboxylic acid isobutyl ester .

10 As used herein the term "Compound E" refers to 6-[2-(2*H*-Tetrazol-5-yl)-ethyl]-decahydro-isoquinoline-3-carboxylic acid 3-methyl-butyl ester.

As used herein the term "Compound F" refers to 6-[2-(1*H*-Tetrazol-5-yl)-ethyl]-decahydro-isoquinoline-3-carboxylic acid decyl ester.

15 As used herein the term "C₁-C₄ alkyl" refers to a straight or branched, monovalent, saturated aliphatic chain of 1 to 4 carbon atoms and includes, but is not limited to methyl, ethyl, n-propyl, isopropyl, n-butyl, isobutyl and the like.

As used herein the term "C₁-C₆ alkyl" refers to a straight or branched, monovalent, saturated aliphatic chain of 1 to 6 carbon atoms and includes, but is not limited to methyl, ethyl, n-propyl, isopropyl, n-butyl, isobutyl, t-butyl, n-pentyl, n-hexyl, and the like. It will be understood that the term "C₁-C₄ alkyl" is included within the definition of "C₁-C₆ alkyl".

20

As used herein the term "C₁-C₁₀ alkyl" refers to a straight or branched, monovalent, saturated aliphatic chain of 1 to 10 carbon atoms and includes, but is not limited to methyl, ethyl, propyl, isopropyl, n-butyl, isobutyl, tertiary butyl, pentyl, isopentyl, hexyl, 2,3-dimethyl-2-butyl, heptyl, 2,2-dimethyl-3-pentyl, 2-methyl-2-hexyl, octyl, 4-methyl-3-heptyl and the like. It will be understood that the terms "C₁-C₄ alkyl" and "C₁-C₆ alkyl" are included within the definition of "C₁-C₁₀ alkyl".

25

As used herein the term "C₁-C₂₀ alkyl" refers to a straight or branched, monovalent, saturated aliphatic chain of 1 to 20 carbon atoms and includes, but is not limited to, methyl, ethyl, propyl, isopropyl, butyl, isobutyl, t-butyl, pentyl, isopentyl, hexyl, 3-methylpentyl, 2-ethylbutyl, n-heptyl, n-octyl, n-nonyl, n-decyl, n-undecyl, n-dodecyl, n-tridecyl, n-tetradecyl, n-pentadecyl, n-hexadecyl, n-heptadecyl, n-nonadecyl, n-

30

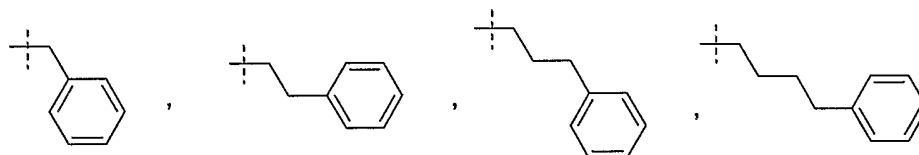
eicosyl and the like. It will be understood that the terms "C₁-C₄ alkyl", "C₁-C₆ alkyl", and "C₁-C₁₀ alkyl" are included within the definition of "C₁-C₂₀ alkyl".

As used herein, the terms "Me", "Et", "Pr", "iPr", "Bu" and "t-Bu" refer to methyl, ethyl, propyl, isopropyl, butyl and tert-butyl respectively.

5 As used herein the term "C₂-C₆ alkenyl" refers to a straight or branched, monovalent, unsaturated aliphatic chain having from two to six carbon atoms. Typical C₂-C₆ alkenyl groups include ethenyl (also known as vinyl), 1-methylethenyl, 1-methyl-1-propenyl, 1-butenyl, 1-hexenyl, 2-methyl-2-propenyl, 1-propenyl, 2-propenyl, 2-butenyl, 2-pentenyl, and the like.

10 As used herein, the term "aryl" refers to monovalent carbocyclic group containing one or more fused or non-fused phenyl rings and includes, for example, phenyl, 1- or 2-naphthyl, 1,2-dihydronaphthyl, 1,2,3,4-tetrahydronaphthyl, and the like.

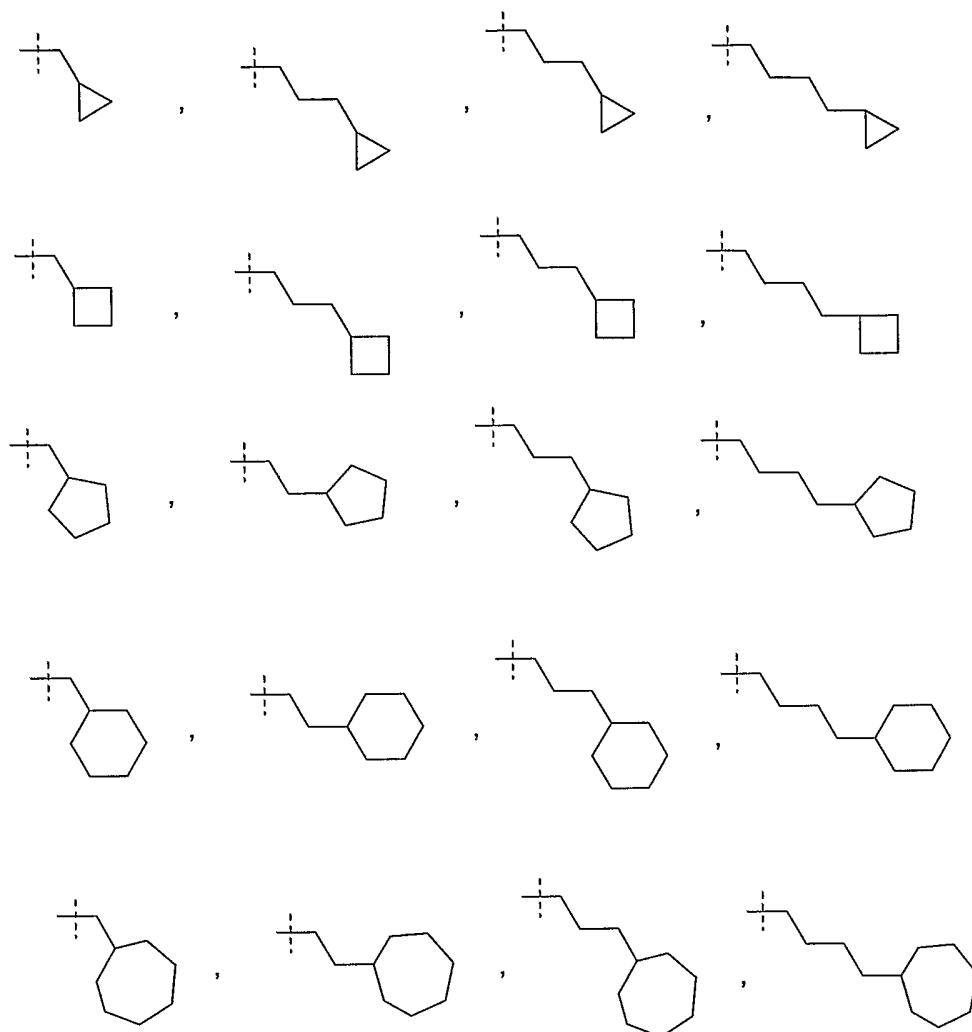
As used herein, the term "C₁-C₆ alkyl-aryl" refers to a straight or branched, monovalent, saturated aliphatic chain of 1 to 6 carbon atoms which has an aryl group
15 attached to the aliphatic chain. Included within the term "C₁-C₆ alkyl-aryl" are the following:



and the like.

20 As used herein the term "(C₃-C₁₀)cycloalkyl" refers to a saturated hydrocarbon ring structure containing from three to ten carbon atoms. Typical C₃-C₁₀ cycloalkyl groups include cyclopropyl, cyclobutyl, cyclopentyl, cyclohexyl, cycloheptyl, cyclooctyl, and the like. It is understood that "(C₃-C₈)cycloalkyl" and "(C₄-C₆)cycloalkyl" is included within the term "(C₃-C₁₀)cycloalkyl".

25 As used herein, the term "C₁-C₆ alkyl-(C₃-C₁₀)cycloalkyl" refers to a straight or branched, monovalent, saturated aliphatic chain of 1 to 6 carbon atoms which has a (C₃-C₁₀)cycloalkyl attached to the aliphatic chain. Included within the term "C₁-C₆ alkyl-(C₃-C₁₀)cycloalkyl" are the following:



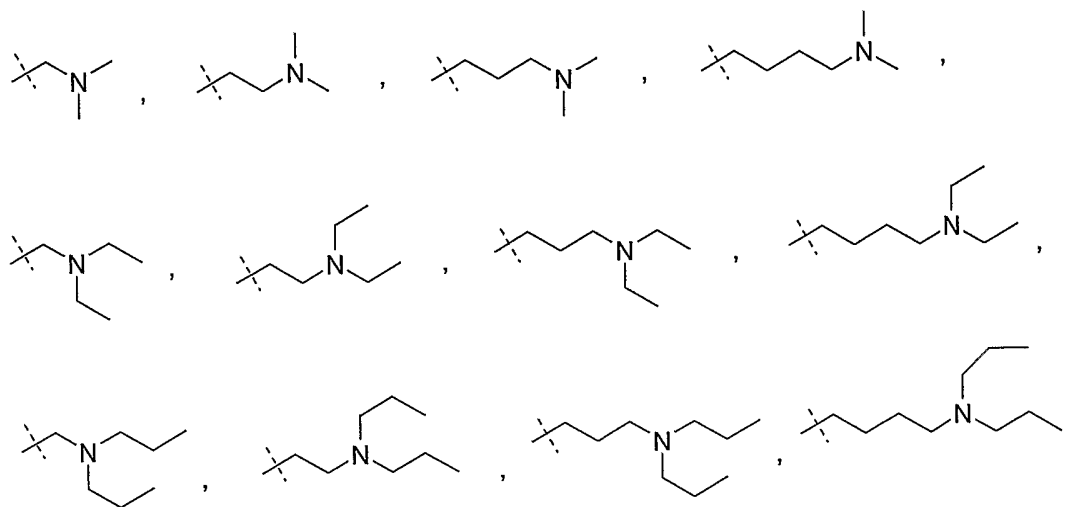
and the like.

As used herein the term “N,N-C₁-C₆ dialkylamine” refers to a nitrogen atom substituted with two straight or branched, monovalent, saturated aliphatic chains of 1 to 6 carbon atoms. Included within the term “N,N-C₁-C₆ dialkylamine” are -N(CH₃)₂, -

5 N(CH₂CH₃)₂, -N(CH₂CH₂CH₃)₂, -N(CH₂CH₂CH₂CH₃)₂, and the like.

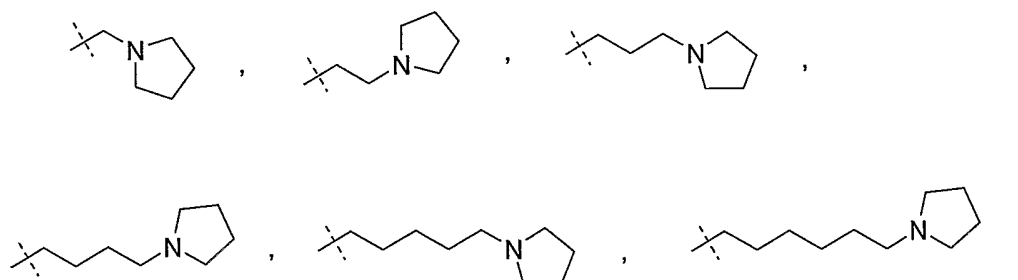
As used herein the term “C₁-C₆ alkyl-N,N-C₁-C₆ dialkylamine” refers to straight or branched, monovalent, saturated aliphatic chain of 1 to 6 carbon atoms which has an N,N-C₁-C₆ dialkylamine attached to the aliphatic chain. Included within the term “C₁-C₆

10 alkyl-N,N-C₁-C₆ dialkylamine” are the following:



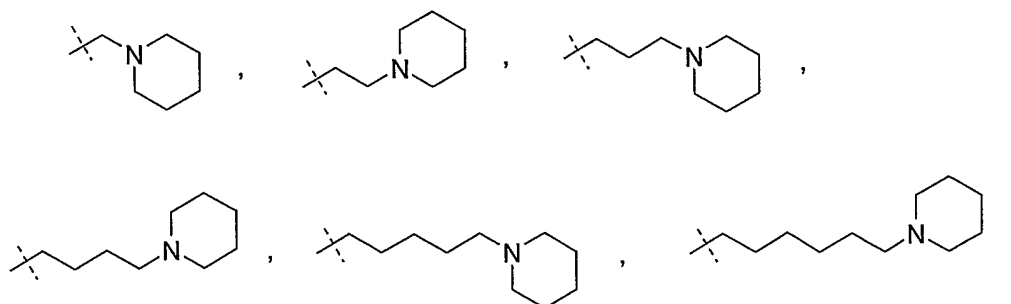
and the like.

As used herein the term “C₁-C₆ alkyl-pyrrolidine” refers to a straight or branched, monovalent, saturated aliphatic chain of 1 to 6 carbon atoms which has a pyrrolidine attached to the aliphatic chain. Included within the scope of the term “C₁-C₆ alkyl-pyrrolidine” are the following:



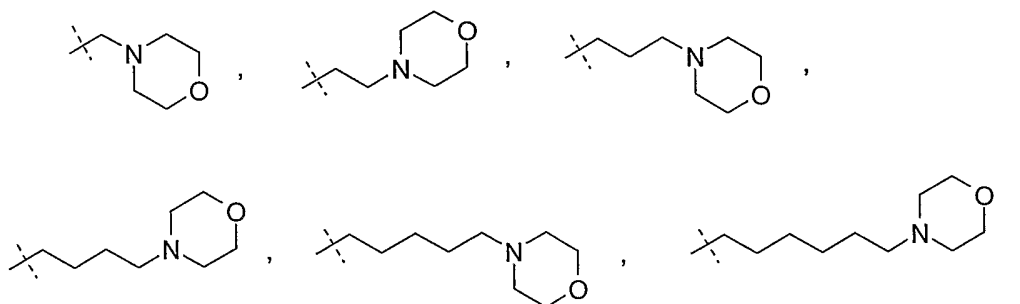
and the like.

As used herein the term “C₁-C₆ alkyl-piperidine” refers to a straight or branched, monovalent, saturated aliphatic chain of 1 to 6 carbon atoms which has a piperidine attached to the aliphatic chain. Included within the scope of the term “C₁-C₆ alkyl-piperidine” are the following:



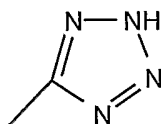
and the like.

As used herein the term "C₁-C₆ alkyl-morpholine" refers to a straight or branched, monovalent, saturated aliphatic chain of 1 to 6 carbon atoms which has a morpholine attached to the aliphatic chain. Included within the scope of the term "C₁-C₆ alkyl-morpholine" are the following:

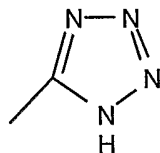


and the like.

The compounds of the present invention contain a tetrazole ring, which is known to exist as tautomeric structures. The tetrazole, having the double bond on the nitrogen atom at the 1-position and the hydrogen on the nitrogen atom at the 2-position is named as a 2*H* tetrazole and is represented by the following structure.



The corresponding tautomeric form wherein the hydrogen is at the nitrogen atom at the 1-position and the double bond on the nitrogen atom at the 4-position is named as a 1*H*-tetrazole. The 1*H*-tetrazole is represented by the following formula.



Mixtures of the two tautomers are referred to herein as 1(2)*H*-tetrazoles. The present invention contemplates both tautomeric forms as well as the combination of the two tautomers.

The designation "◀" refers to a bond that protrudes forward out of the plane of the page.

The designation “ ◌ ” refers to a bond that protrudes backward out of the plane of the page.

This invention includes the hydrates and the pharmaceutically acceptable salts of the compounds of formula I. A compound of this invention can possess a sufficiently
5 basic functional group which can react with any of a number of inorganic and organic acids, to form a pharmaceutically acceptable salt.

The term "pharmaceutically acceptable salt" as used herein, refers to salts of the compounds of formula I which are substantially non-toxic to living organisms. Typical pharmaceutically acceptable salts include those salts prepared by reaction of the
10 compounds of the present invention with a pharmaceutically acceptable mineral or organic acid. Such salts are also known as acid addition salts.

Acids commonly employed to form acid addition salts are inorganic acids such as hydrochloric acid, hydrobromic acid, hydroiodic acid, sulfuric acid, phosphoric acid, and the like, and organic acids such as p-toluenesulfonic, methanesulfonic acid, oxalic acid, p-
15 bromophenylsulfonic acid, carbonic acid, succinic acid, citric acid, benzoic acid, acetic acid, trifluoroacetic acid, and the like. Examples of such pharmaceutically acceptable salts are the sulfate, pyrosulfate, bisulfate, sulfite, bisulfite, phosphate, monohydrogenphosphate, dihydrogenphosphate, metaphosphate, pyrophosphate, bromide, iodide, acetate, trifluoroacetate, propionate, decanoate, caprylate, acrylate, formate,
20 hydrochloride, dihydrochloride, isobutyrate, caproate, heptanoate, propionate, oxalate, malonate, succinate, suberate, sebacate, fumarate, maleate, butyne-1,4-dioate, hexyne-1,6-dioate, benzoate, chlorobenzoate, methylbenzoate, hydroxybenzoate, methoxybenzoate, phthalate, xylenesulfonate, phenylacetate, phenylpropionate, phenylbutyrate, citrate, lactate, α -hydroxybutyrate, glycolate, tartrate, methanesulfonate, propanesulfonate,
25 naphthalene-1-sulfonate, naphthalene-2-sulfonate, mandelate and the like. Preferred pharmaceutically acceptable acid addition salts are those formed with mineral acids such as hydrochloric acid and hydrobromic acid, and those formed with organic acids such as maleic acid, oxalic acid, trifluoroacetic acid, and methanesulfonic acid.

It should be recognized that the particular counterion forming a part of any salt of
30 this invention is usually not of a critical nature, so long as the salt as a whole is pharmacologically acceptable and as long as the counterion does not contribute undesired

qualities to the salt as a whole. It is further understood that such salts may exist as a hydrate.

As used herein, the term "stereoisomer" refers to a compound made up of the same atoms bonded by the same bonds but having different three-dimensional structures which are not interchangeable. The three-dimensional structures are called configurations. As used herein, the term "enantiomer" refers to two stereoisomers whose molecules are nonsuperimposable mirror images of one another. The term "chiral center" refers to a carbon atom to which four different groups are attached. As used herein, the term "diastereomers" refers to stereoisomers which are not enantiomers. In addition, two diastereomers which have a different configuration at only one chiral center are referred to herein as "epimers". The terms "racemate", "racemic mixture" or "racemic modification" refer to a mixture of equal parts of enantiomers.

The term "enantiomeric enrichment" as used herein refers to the increase in the amount of one enantiomer as compared to the other. A convenient method of expressing the enantiomeric enrichment achieved is the concept of enantiomeric excess, or "ee", which is found using the following equation:

$$ee = \frac{E^1 - E^2}{E^1 + E^2} \times 100$$

wherein E^1 is the amount of the first enantiomer and E^2 is the amount of the second enantiomer. Thus, if the initial ratio of the two enantiomers is 50:50, such as is present in a racemic mixture, and an enantiomeric enrichment sufficient to produce a final ratio of 50:30 is achieved, the ee with respect to the first enantiomer is 25%. However, if the final ratio is 90:10, the ee with respect to the first enantiomer is 80%. An ee of greater than 90% is preferred, an ee of greater than 95% is most preferred and an ee of greater than 99% is most especially preferred. Enantiomeric enrichment is readily determined by one of ordinary skill in the art using standard techniques and procedures, such as gas or high performance liquid chromatography with a chiral column. Choice of the appropriate chiral column, eluent and conditions necessary to effect separation of the enantiomeric pair is well within the knowledge of one of ordinary skill in the art. In addition, the enantiomers of compounds of formula I can be resolved by one of ordinary skill in the art

using standard techniques well known in the art, such as those described by J. Jacques, et al., "Enantiomers, Racemates, and Resolutions", John Wiley and Sons, Inc., 1981.

The compounds of the present invention have one or more chiral centers and may exist in a variety of stereoisomeric configurations. As a consequence of these chiral
5 centers, the compounds of the present invention occur as racemates, mixtures of enantiomers and as individual enantiomers, as well as diastereomers and mixtures of diastereomers. All such racemates, enantiomers, and diastereomers are within the scope of the present invention.

The terms "R" and "S" are used herein as commonly used in organic chemistry to
10 denote specific configuration of a chiral center. The term "R" (rectus) refers to that configuration of a chiral center with a clockwise relationship of group priorities (highest to second lowest) when viewed along the bond toward the lowest priority group. The term "S" (sinister) refers to that configuration of a chiral center with a counterclockwise relationship of group priorities (highest to second lowest) when viewed along the bond
15 toward the lowest priority group. The priority of groups is based upon their atomic number (in order of decreasing atomic number). A partial list of priorities and a discussion of stereochemistry is contained in "Nomenclature of Organic Compounds: Principles and Practice", (J.H. Fletcher, et al., eds., 1974) at pages 103-120.

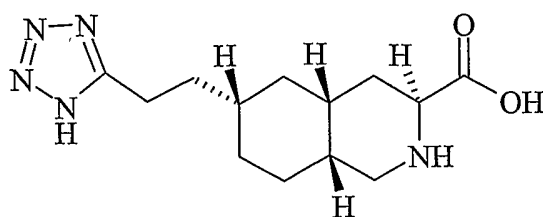
The specific stereoisomers and enantiomers of compounds of formula (I) can be
20 prepared by one of ordinary skill in the art utilizing well known techniques and processes, such as those disclosed by Eliel and Wilen, "Stereochemistry of Organic Compounds", John Wiley & Sons, Inc., 1994, Chapter 7, Separation of Stereoisomers. Resolution. Racemization, and by Collet and Wilen, "Enantiomers, Racemates, and Resolutions", John Wiley & Sons, Inc., 1981. For example, the specific stereoisomers and enantiomers
25 can be prepared by stereospecific syntheses using enantiomerically and geometrically pure, or enantiomerically or geometrically enriched starting materials. In addition, the specific stereoisomers and enantiomers can be resolved and recovered by techniques such as chromatography on chiral stationary phases, enzymatic resolution or fractional recrystallization of addition salts formed by reagents used for that purpose.

30 The compounds of formula I can be prepared by techniques and procedures readily available to one of ordinary skill in the art. More specifically, compounds of Formula I can be chemically prepared, for example, by following the synthetic routes set forth in the

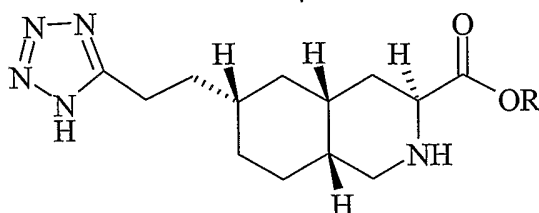
Scheme below. However, the following discussion is not intended to be limiting to the scope of the present invention in any way. For example, the specific synthetic steps for the route described herein may be combined in different ways to prepare the compounds of Formula I. All substituents, unless otherwise indicated, are as previously defined.

5 The reagents and starting materials are readily available to one of ordinary skill in the art. For example, certain starting materials can be prepared by one of ordinary skill in the art following procedures disclosed in United States Patents Nos. 5,356,902 (issued October 18, 1994) and 5,446,051 (issued August 29, 1995) and 5,670,516 (issued September 23, 1997) the entire contents, all of which, are herein incorporated by reference. Other
10 necessary reagents and starting materials for the below procedures may be made by procedures which are selected from standard techniques of organic and heterocyclic chemistry, techniques which are analogous to the syntheses of known structurally similar compounds, and the procedures described in the Examples, including any novel
15 procedures.

-12-

Scheme I

Compound A



Formula I

In Scheme I, compound A is esterified to provide the monoester of formula I under standard conditions well known in the art. For example, compound A is dissolved in a suitable organic solvent and treated with a suitable acid, such as hydrochloric acid. Examples of suitable organic solvents include, methyl alcohol, ethyl alcohol, propyl alcohol, isopropyl alcohol, n-butyl alcohol, isobutyl alcohol, t-butyl alcohol, pentyl alcohol, isopentyl alcohol; hexyl alcohol, 3-methylpentyl alcohol, 2-ethylbutyl alcohol, n-heptyl alcohol, n-octyl alcohol, decyl alcohol and the like. The reaction is heated at about 40°C to about 60°C for about 4 hours to about 16 hours. The product is then isolated and purified using techniques well known to one of ordinary skill in the art, such as extraction techniques and chromatography.

For example, the above reaction is cooled, diluted with a suitable organic solvent, such as ethyl acetate, washed with saturated sodium bicarbonate, brine, dried over anhydrous magnesium sulfate, filtered and concentrated under vacuum to provide the compound of formula I. This material may be further purified by flash chromatography on silica gel with a suitable eluent such as ethyl acetate/hexane.

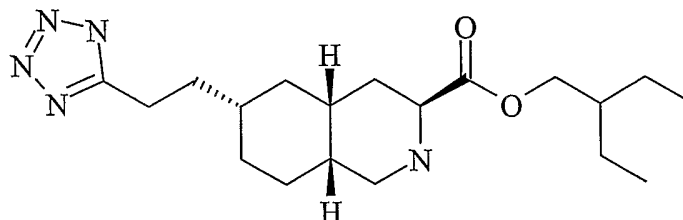
Alternatively, compound A is dissolved in a suitable organic solvent and treated with an excess of thionyl chloride. Examples of suitable organic solvents are anhydrous methyl alcohol, ethyl alcohol, propyl alcohol, isopropyl alcohol, butyl alcohol, isobutyl alcohol, t-butyl alcohol, pentyl alcohol, isopentyl alcohol, hexyl alcohol, 3-methylpentyl alcohol, 2-ethylbutyl alcohol, n-heptyl alcohol, n-octyl alcohol, decyl alcohol and the like. The solution is stirred at reflux for about 1 to 3 hours, and at room temperature for about 8 to 16 hr. The mixture is then concentrated under vacuum, and the residue is purified in a manner analogous to the procedures described above to provide the prodrug monoester of formula I.

The pharmaceutically acceptable salts of formula I are readily prepared by one of ordinary skill in the art using standard techniques and procedures. For example, the above product is suspended in diethyl ether, which has been saturated with HCl gas. The mixture is stirred for about 1 to 3 hours. The precipitate is then filtered and washed with diethyl ether under vacuum to provide the pharmaceutically acceptable salt of the prodrug monoester of formula I.

The following examples represent typical syntheses of the compounds of formula I as described generally above. These examples are illustrative only and are not intended to limit the invention in any way. The reagents and starting materials are readily available to one of ordinary skill in the art. As used herein, the following terms have the meanings indicated: "eq" or "equiv." refers to equivalents; "g" refers to grams; "mg" refers to milligrams; "L" refers to liters; "mL" refers to milliliters; "μL" refers to microliters; "mol" refers to moles; "mmol" refers to millimoles; "psi" refers to pounds per square inch; "min" refers to minutes; "h" refers to hours; "°C" refers to degrees Celsius; "TLC" refers to thin layer chromatography; "HPLC" refers to high performance liquid chromatography; "δ" refers to part per million down-field from tetramethylsilane; "THF" refers to tetrahydrofuran; "DMF" refers to N,N-dimethylformamide; "DMSO" refers to methyl sulfoxide; "aq" refers to aqueous; "EtOAc" refers to ethyl acetate; "iPrOAc" refers to isopropyl acetate; "MeOH" refers to methanol; "MTBE" refers to tert-butyl methyl ether, and "RT" refers to room temperature.

Example 1

6-[2-(1H-Tetrazol-5-yl)-ethyl]-decahydro-isoquinoline-3-carboxylic acid 2-ethyl-butyl ester



5

To a solution of 2.5 g (8.4 mmol) of 6-[2-(1H-Tetrazol-5-yl)-ethyl]-decahydro-isoquinoline-3-carboxylic acid monohydrate (prepared as described in J. Med. Chem., 39 (11), pp. 2232-2244, (1996) or U.S. Patent No. 5,670,516 (issued September 23, 1997)) in 20 ml of 2-ethyl-1-butanol, 6.8 ml (92.8 mmol) of thionyl chloride is added. The solution is stirred at 120°C for 3 hr. The mixture is concentrated *in vacuo* and the residue washed with ethyl ether. The residue is purified by SPE (Oasis HLB) to afford the title compound.

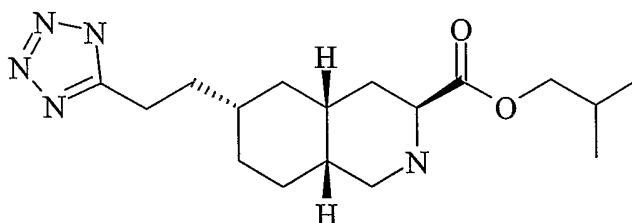
10

Electrospray Mass Spectrum: $M+1 = 364$.

15

Example 2

6-[2-(1H-Tetrazol-5-yl)-ethyl]-decahydro-isoquinoline-3-carboxylic acid isobutyl ester



20

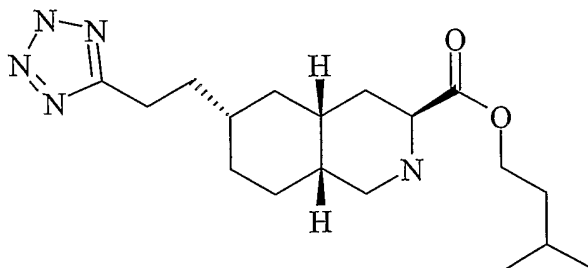
Prepared according to the procedures essentially as described in Example 1, above, using 20 mL of 2-methyl-1-propanol to afford of the title compound.

Electrospray Mass Spectrum: $M+1 = 336$.

Example 3

6-[2-(2H-Tetrazol-5-yl)-ethyl]-decahydro-isoquinoline-3-carboxylic acid 3-methyl-butyl ester

5

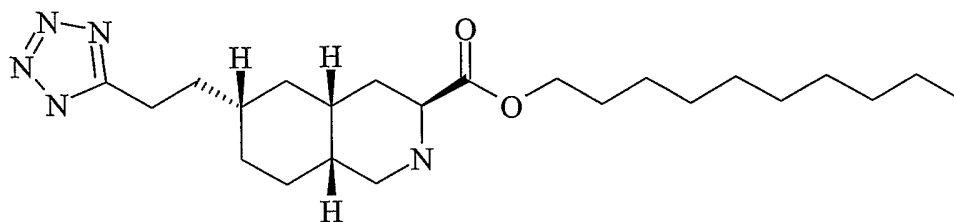


Prepared according to the procedures essentially as described in Example 1,
10 above, using using 20 mL of 3-methyl-1-butanol to afford of the title compound.
Electrospray Mass Spectrum: $M+1 = 350$.

Example 4

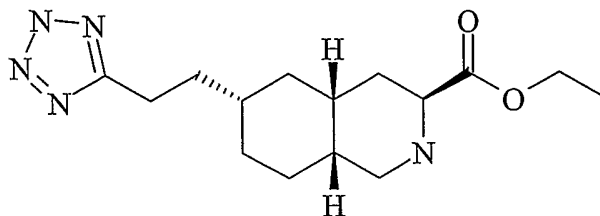
6-[2-(1H-Tetrazol-5-yl)-ethyl]-decahydro-isoquinoline-3-carboxylic acid decyl ester

15



A solution of 2.5 g (8.4 mmol) of 6-[2-(1H-Tetrazol-5-yl)-ethyl]-decahydro-
isoquinoline-3-carboxylic acid monohydrate in 50 ml decyl alcohol saturated with
20 hydrogen chloride (g) is heated at 120°C overnight. The mixture is concentrated *in vacuo*
and the residue purified by SPE (Oasis HLB) to afford the title compound.
Electrospray Mass Spectrum: $M+1 = 420$.

Example 5

6-[2-(2H-Tetrazol-5-yl)-ethyl]-decahydro-isoquinoline-3-carboxylic acid ethyl ester

A solution of 6.0 g (21.5 mmol) of 6-[2-(1H-Tetrazol-5-yl)-ethyl]-decahydro-isoquinoline-3-carboxylic acid monohydrate in 70 mL of ethanol saturated with hydrogen chloride (g) is heated at reflux overnight. The mixture is concentrated *in vacuo*, suspended in diethyl ether, and again concentrated *in vacuo*. The residue is suspended in diethyl ether and heated at reflux for 3 hr. The solid is filtered and rinsed with diethyl ether to afford 7.4 g (100%) of the title compound.

Electrospray Mass Spectrum: $M+1 = 308$.

Particular Aspects of the compounds of Formula I:

The following list sets out several groupings of particular substituents of the compounds of Formula I. It will be understood that the compounds of Formula I having such particular substituents represent particular aspects of the present invention. It will be further understood that each of these groupings may be combined with other provided groupings, to create still additional particular aspects of the present invention.

Thus, a particular aspect of the novel compounds of Formula I is one wherein:

- (a) R represents C_1 - C_{10} alkyl, C_2 - C_6 alkenyl, C_1 - C_6 alkyl-aryl, C_1 - C_6 alkyl-(C_3 - C_{10})cycloalkyl, C_1 - C_6 alkyl-N,N- C_1 - C_6 dialkylamine, C_1 - C_6 alkyl-pyrrolidine, C_1 - C_6 alkyl-piperidine, C_1 - C_6 alkyl-morpholine;
- (b) R represents C_1 - C_{10} alkyl or C_2 - C_6 alkenyl;
- (c) R represents C_1 - C_{10} alkyl or C_1 - C_6 alkyl-aryl;
- (d) R represents C_1 - C_{10} alkyl or C_1 - C_6 alkyl-(C_3 - C_{10})cycloalkyl;
- (e) R represents C_1 - C_{10} alkyl or C_1 - C_6 alkyl-N,N- C_1 - C_6 dialkylamine;
- (f) R represents C_1 - C_{10} alkyl or C_1 - C_6 alkyl-pyrrolidine;
- (g) R represents C_1 - C_{10} alkyl or C_1 - C_6 alkyl-piperidine;
- (h) R represents C_1 - C_{10} alkyl or C_1 - C_6 alkyl-morpholine;
- (i) R represents C_1 - C_{10} alkyl;

- (j) R represents 2-ethyl butyl, isobutyl, 3-methyl butyl, decyl, or ethyl; or
(k) R represents ethyl

Pharmacological Results

5 The following *in vivo* data, in rats, dogs and monkeys, exemplify the improvement in bioavailability of the monoester prodrugs of the present invention over the monoacid of (3*S*,4*aR*,6*R*,8*aR*)-6-[2-(1(2)*H*-tetrazole-5-yl)ethyl-1,2,3,4,4*a*,5,6,7,8,8*a*-decahydroisoquinoline-3-carboxylic acid.

Percent bioavailability is determined using the following equation:

10

$$\frac{\text{AUC p.o.} \times \text{dose i.v.}}{\text{AUC i.v.} \times \text{dose p.o.}} \times 100 = \% \text{ Bioavailability}$$

wherein AUC represents the area under the curve, p.o. represents oral dose, and i.v.
15 represents intravenous dose.

Bioavailability in Dogs:

Beagle dogs (2 male and 1 female) are administered an oral dose, and later an iv dose of (3*S*,4*aR*,6*R*,8*aR*)-6-[2-(1(2)*H*-tetrazole-5-yl)ethyl-1,2,3,4,4*a*,5,6,7,8,8*a*-
20 decahydroisoquinoline-3-carboxylic acid (10 mg/Kg p.o; 1mg/Kg i.v.) to determine oral bioavailability. Subsequently, the same three dogs are administered an oral 10 mg/kg dose of an ester prodrug (for example (3*S*,4*aR*,6*R*,8*aR*)-6-[2-(1(2)*H*-tetrazole-5-yl)ethyl-1,2,3,4,4*a*,5,6,7,8,8*a*-decahydroisoquinoline-3-carboxylic acid ethyl ester, HCL salt) to determine whether the prodrug would increase bioavailability of the parent acid. The
25 plasma concentrations of (3*S*,4*aR*,6*R*,8*aR*)-6-[2-(1(2)*H*-tetrazole-5-yl)ethyl-1,2,3,4,4*a*,5,6,7,8,8*a*-decahydroisoquinoline-3-carboxylic acid are determined by LC/MS/MS.

Study Methods:

30 Live Phase: (3*S*,4*aR*,6*R*,8*aR*)-6-[2-(1(2)*H*-tetrazole-5-yl)ethyl-1,2,3,4,4*a*,5,6,7,8,8*a*-decahydroisoquinoline-3-carboxylic acid (HCl salt) is dissolved in dilute sodium hydroxide for oral administration (30 mg/ml) and in 10% ethanol/water for iv administration (10 mg/ml). (3*S*,4*aR*,6*R*,8*aR*)-6-[2-(1(2)*H*-tetrazole-5-yl)ethyl-

1,2,3,4,4a,5,6,7,8,8a-decahydroisoquinoline-3-carboxylic acid ethyl ester, HCL salt is dissolved in water for oral administration (30 mg/ml). Dogs weighed between 12 to 15 kg.

5 Results:

The oral bioavailability for 3*S*,4*aR*,6*R*,8*aR*)-6-[2-(1(2)*H*-tetrazole-5-yl)ethyl-1,2,3,4,4a,5,6,7,8,8a-decahydroisoquinoline-3-carboxylic acid was determined to be 18% in dogs. When 3*S*,4*aR*,6*R*,8*aR*)-6-[2-(1(2)*H*-tetrazole-5-yl)ethyl-1,2,3,4,4a,5,6,7,8,8a-decahydroisoquinoline-3-carboxylic acid ethyl ester(HCL salt) was administered, bioavailability increased to 33.1%. The use of the prodrug form 3*S*,4*aR*,6*R*,8*aR*)-6-[2-(1(2)*H*-tetrazole-5-yl)ethyl-1,2,3,4,4a,5,6,7,8,8a-decahydroisoquinoline-3-carboxylic acid ethyl ester (HCL salt), provided approximately a 2 fold increase in bioavailability over the parent acid.

Tables 1 below summarizes the pharmacokinetic parameters found for Compounds A and B following 1 mg/kg administration (i.v.) or 10 mg/kg administration (p.o.) to Beagle Dogs.

20 Table 1. Pharmacokinetic Parameters of Compound A in Beagle Dogs after a 1mg/kg dose of Compound A (i.v.) and a 10 mg/kg dose of Compound A or the ethyl ester Prodrug, Compound B (p.o.).

Compound	T _{max} (hr)	C _{max} (ng/mL)	AUC (ng hr/mL)	% Bioavail	Improvement
A (acid), i.v. (1 mg/kg)	-	2,820	4,220	-	-
A (acid), p.o. (10 mg/kg)	4	1,227	7,577	18.0	1
B (ester),p.o. (10 mg/kg)	4	1,662	13,953	33.1	~2X

Bioavailability in Rats

Male Fischer Rats are administered either an oral or iv dose of (3*S*,4*aR*,6*R*,8*aR*)-6-[2-(1(2)*H*-tetrazole-5-yl)ethyl-1,2,3,4,4a,5,6,7,8,8a-decahydroisoquinoline-3-carboxylic acid (30 mg/Kg p.o.; 10mg/Kg i.v.) to determine oral bioavailability. A separate group of rats are administered an oral 10 mg/kg dose of an ester prodrug (for example (3*S*,4*aR*,6*R*,8*aR*)-6-[2-(1(2)*H*-tetrazole-5-yl)ethyl-1,2,3,4,4a,5,6,7,8,8a-

decahydroisoquinoline-3-carboxylic acid ethyl ester, HCL salt) to determine whether the prodrug would increase bioavailability of the parent acid. The plasma concentrations of (3*S*,4*aR*,6*R*,8*aR*)-6-[2-(1(2)*H*-tetrazole-5-yl)ethyl]-1,2,3,4,4*a*,5,6,7,8,8*a*-decahydroisoquinoline-3-carboxylic acid are determined by LC/MS/MS.

5

Study Methods:

Live Phase: (3*S*,4*aR*,6*R*,8*aR*)-6-[2-(1(2)*H*-tetrazole-5-yl)ethyl]-1,2,3,4,4*a*,5,6,7,8,8*a*-decahydroisoquinoline-3-carboxylic acid (HCl salt) is dissolved in dilute sodium hydroxide for oral administration (15 mg/ml) and in 10% ethanol/water for iv administration (10 mg/ml). (3*S*,4*aR*,6*R*,8*aR*)-6-[2-(1(2)*H*-tetrazole-5-yl)ethyl]-1,2,3,4,4*a*,5,6,7,8,8*a*-decahydroisoquinoline-3-carboxylic acid ethyl ester, HCL salt is dissolved in water for oral administration (15 mg/ml). Fischer male 344 rats weighing between 218 to 244 g are utilized. Plasma samples are collected at 0.5, 1, 2, 4, 6, 8, 10 and 24 hr (3 rats per time point).

15

Results:

The oral bioavailability for (3*S*,4*aR*,6*R*,8*aR*)-6-[2-(1(2)*H*-tetrazole-5-yl)ethyl]-1,2,3,4,4*a*,5,6,7,8,8*a*-decahydroisoquinoline-3-carboxylic acid was determined to be 3.6% in rats. When (3*S*,4*aR*,6*R*,8*aR*)-6-[2-(1(2)*H*-tetrazole-5-yl)ethyl]-1,2,3,4,4*a*,5,6,7,8,8*a*-decahydroisoquinoline-3-carboxylic acid ethyl ester(HCL salt) was administered, bioavailability increased to 17.7%. The use of the prodrug form (3*S*,4*aR*,6*R*,8*aR*)-6-[2-(1(2)*H*-tetrazole-5-yl)ethyl]-1,2,3,4,4*a*,5,6,7,8,8*a*-decahydroisoquinoline-3-carboxylic acid ethyl ester (HCL salt), provided approximately a 5 fold increase in bioavailability over the parent acid.

25

Tables 2 below summarizes the pharmacokinetic parameters found for Compounds A and B following 10 mg/kg administration (i.v.) or 30 mg/kg administration (p.o.) to Fischer Rats.

30

Table 2. Pharmacokinetic Parameters of Compound A in Fischer Rats after a 10 mg/kg Dose of Compound A or the ester Prodrug, Compound B.*

Compound	T _{max} (hr)	C _{max} (ng/mL)	AUC (ng hr/mL)	% Bioavail	Improvement
A (acid), i.v.	-	11,022	6,727	-	

(10 mg/kg)					
A (acid), p.o. (30 mg/kg)		93	241	3.6	1
B (ester), p.o. (30 mg/kg)		265	1,192	17.7	~5X

Bioavailability in Cynomolgus Monkeys

Two male and two female monkeys are administered an oral, and later, an iv dose of (3*S*,4*aR*,6*R*,8*aR*)-6-[2-(1(2)*H*-tetrazole-5-yl)ethyl-1,2,3,4,4*a*,5,6,7,8,8*a*-
 5 decahydroisoquinoline-3-carboxylic acid (oral: 3 mg/kg; iv: 0.3 mg/kg) to determine oral bioavailability. The same animals are also subsequently administered an oral 3 mg/kg dose of (3*S*,4*aR*,6*R*,8*aR*)-6-[2-(1(2)*H*-tetrazole-5-yl)ethyl-1,2,3,4,4*a*,5,6,7,8,8*a*-
 decahydroisoquinoline-3-carboxylic acid ethyl ester to determine if the ester prodrug form increases bioavailability of the parent acid. The plasma concentrations of the parent acid
 10 are determined by LC/MS/MS.

Study Design

Four cynomolgus monkeys (2/sex) are given a single oral dose of (3*S*,4*aR*,6*R*,8*aR*)-6-[2-(1(2)*H*-tetrazole-5-yl)ethyl-1,2,3,4,4*a*,5,6,7,8,8*a*-
 15 decahydroisoquinoline-3-carboxylic acid (3 mg/kg) on day 0, a single iv dose of (3*S*,4*aR*,6*R*,8*aR*)-6-[2-(1(2)*H*-tetrazole-5-yl)ethyl-1,2,3,4,4*a*,5,6,7,8,8*a*-
 decahydroisoquinoline-3-carboxylic acid (0.3 mg/kg) on day 4 and a single oral dose of (3*S*,4*aR*,6*R*,8*aR*)-6-[2-(1(2)*H*-tetrazole-5-yl)ethyl-1,2,3,4,4*a*,5,6,7,8,8*a*-
 decahydroisoquinoline-3-carboxylic acid ethyl ester (3 mg/kg) on day 8. Blood samples
 20 are collected at 0.5, 1, 2, 3, 4, 5, 6 and 8 hours post dose for oral dosing and 0.167, 0.33, 0.67, 1, 1.5, 2, 3 and 4 hours post dose for iv dosing. Dosing solutions for both the acid and ester are prepared in 0.9% sodium chloride.

Results:

25 The oral bioavailability for (3*S*,4*aR*,6*R*,8*aR*)-6-[2-(1(2)*H*-tetrazole-5-yl)ethyl-1,2,3,4,4*a*,5,6,7,8,8*a*-decahydroisoquinoline-3-carboxylic acid was determined to be 4.5% in monkeys. When (3*S*,4*aR*,6*R*,8*aR*)-6-[2-(1(2)*H*-tetrazole-5-yl)ethyl-1,2,3,4,4*a*,5,6,7,8,8*a*-decahydroisoquinoline-3-carboxylic acid ethyl ester(HCL salt) was administered, bioavailability increased to 11.4%. The use of the prodrug form

(3*S*,4*aR*,6*R*,8*aR*)-6-[2-(1(2)*H*-tetrazole-5-yl)ethyl]-1,2,3,4,4*a*,5,6,7,8,8*a*-decahydroisoquinoline-3-carboxylic acid ethyl ester (HCL salt), provided approximately a 2.5 fold increase in bioavailability over the parent acid.

- 5 Table 3 below summarizes the pharmacokinetic parameters found for Compounds A and B following i.v. or oral administration to Cynomolgus Monkeys.

Table 3. Pharmacokinetic Parameters of Compound A in Cynomolgus Monkeys after an i.v. and p.o. Dose of Compound A or the ester Prodrug, Compound B.

Compound	T _{max} (hr)	C _{max} (ng/mL)	AUC (ng hr/mL)	% Bioavail	Improvement
A (acid), i.v. (.3 mg/kg)	-	1,622	1,076	-	
A (acid), p.o. (3 mg/kg)	6	77	479	4.5	1
B (ester), p.o. (3 mg/kg)	2	301	1225	11.4	~2.5X

10

The present invention further provides a method of antagonizing the AMPA or GluR₅ receptors, of the larger class of excitatory amino acid receptors, which comprises administering to a patient an effective amount of a compound of formula I. The excessive or inappropriate stimulation of excitatory amino acid receptors leads to neuronal cell damage or loss by way of a mechanism known as excitotoxicity. This process has been suggested to mediate neuronal degeneration in a variety of neurological disorders and conditions. The medical consequences of such neuronal degeneration makes the abatement of these degenerative neurological processes an important therapeutic goal. For instance, excitatory amino acid receptor excitotoxicity has been implicated in the pathophysiology of numerous neurological disorders, including the etiology of cerebral deficits subsequent to cardiac bypass surgery and grafting, stroke, cerebral ischemia, spinal cord lesions resulting from trauma or inflammation, perinatal hypoxia, cardiac arrest, and hypoglycemic neuronal damage. In addition, excitotoxicity has been implicated in chronic neurodegenerative conditions including Alzheimer's Disease, Huntington's Chorea, inherited ataxias, AIDS-induced dementia, amyotrophic lateral sclerosis, idiopathic and drug-induced Parkinson's Disease, as well as ocular damage and retinopathy. Other neurological disorders implicated with excitotoxicity and/or glutamate

15

20

25

dysfunction include muscular spasticity including tremors, drug tolerance and withdrawal, brain edema, convulsive disorders including epilepsy, depression, anxiety and anxiety related disorders such as post-traumatic stress syndrome, tardive dyskinesia, and psychosis related to depression, schizophrenia, bipolar disorder, mania, and drug
5 intoxication or addiction (see generally United States Patent No. 5,446,051 and 5,670,516). Excitatory amino acid receptor antagonists may also be useful as analgesic agents and for treating or preventing various forms of headache, including cluster headache, tension-type headache, and chronic daily headache. In addition, published International Patent application WO 98/45720 reports that excitatory amino acid receptor
10 excitotoxicity participates in the etiology of acute and chronic pain states including severe pain, intractable pain, neuropathic pain, post-traumatic pain.

It is also known that trigeminal ganglia, and their associated nerve pathways, are associated with painful sensations of the head and face such as headache and, in particular, migraine. Moskowitz (*Cephalalgia*, 12, 5-7, (1992) proposed that unknown
15 triggers stimulate the trigeminal ganglia which in turn innervate vasculature within cephalic tissue, giving rise to the release of vasoactive neuropeptides from axons innervating the vasculature. These neuropeptides initiate a series of events leading to neurogenic inflammation of the meninges, a consequence of which is pain. This neurogenic inflammation is blocked by sumatriptan at doses similar to those required to
20 treat acute migraine in humans. However, such doses of sumatriptan are associated with contraindications as a result of sumatriptan's attendant vasoconstrictive properties.(see MacIntyre, P.D., *et al.*, *British Journal of Clinical Pharmacology*, 34, 541-546 (1992); Chester, A.H., *et al.*, *Cardiovascular Research*, 24, 932-937 (1990); Conner, H.E., *et al.*, *European Journal of Pharmacology*, 161, 91-94 (1990)). Recently, it has been reported
25 that all five members of the kainate subtype of ionotropic glutamate receptors are expressed on rat trigeminal ganglion neurons, and in particular, high levels of GluR₅ and KA₂ have been observed. (Sahara *et al.*, *The Journal of Neuroscience*, 17(17), 6611 (1997)). As such, migraine presents yet another neurological disorder which may be implicated with glutamate receptor excitotoxicity.

30 The use of a neuroprotective agent, such as an excitatory amino acid receptor antagonist, is believed to be useful in treating or preventing all of the aforementioned disorders and/or reducing the amount of neurological damage associated with these

disorders. For example, studies have shown that AMPA receptor antagonists are neuroprotective in focal and global ischemia models. The competitive AMPA receptor antagonist NBQX (2,3-dihydroxy-6-nitro-7-sulfamoylbenzo[*f*]quinoxaline) has been reported effective in preventing global and focal ischemic damage. Sheardown *et al.*,
5 *Science*, 247, 571 (1900); Buchan *et al.*, *Neuroreport*, 2, 473 (1991); LePeillet *et al.*,
Brain Research, 571, 115 (1992). The noncompetitive AMPA receptor antagonists GKVI
52466 has been shown to be an effective neuroprotective agent in rat global ischemia
models. LaPeillet *et al.*, *Brain Research*, 571, 115 (1992). European Patent Application
Publication No. 590789A1 and United States Patents No. 5,446,051 and 5,670,516
10 disclose that certain decahydroisoquinoline derivative compounds are AMPA receptor
antagonists and, as such, are useful in the treatment of a multitude of disorders conditions,
including pain and migraine headache. WO 98/45270 discloses that certain
decahydroisoquinoline derivative compounds are selective antagonists of the iGluR₅
receptor and are useful for the treatment of various types of pain, including; severe,
15 chronic, intractable, and neuropathic pain.

As such, the compounds of the present invention are believed to be useful for treating neurological disorders, as discussed above. Such compounds could address a long felt need for safe and effective treatments for neurological disorders, without attending side effects. Thus, the present invention further provides a method for the
20 treatment of a neurological disorder, which comprises administering to a patient in need thereof, an effective amount of a compound of formula I. More particularly, the present invention further provides a method for the treatment of pain or migraine, which comprises administering to a patient in need thereof, an effective amount of a compound of formula I. The treatment of neurological disorders and neurodegenerative diseases is
25 hereby furthered.

As used herein the term "patient" refers to a mammal, such a mouse, guinea pig, rat, dog, monkey, or human. It is understood that the preferred patient is a human.

The term "treating" (or "treat") as used herein includes its generally accepted meaning which encompasses prohibiting, preventing, restraining, and slowing, stopping,
30 or reversing progression, severity, of a resultant symptom. As such, the methods of this invention encompass both therapeutic and prophylactic administration.

As used herein the term "effective amount" refers to the amount or dose of the compound, upon single or multiple dose administration to the patient, which provides the desired effect in the patient under diagnosis or treatment.

5 An effective amount can be readily determined by the attending diagnostician, as one skilled in the art, by the use of known techniques and by observing results obtained under analogous circumstances. In determining the effective amount or dose of compound administered, a number of factors are considered by the attending diagnostician, including, but not limited to: the species of mammal; its size, age, and general health; the specific disease involved; the degree of or involvement or the severity
10 of the disease; the response of the individual patient; the particular compound administered; the mode of administration; the bioavailability characteristics of the preparation administered; the dose regimen selected; the use of concomitant medication; and other relevant circumstances.

A typical daily dose will contain from about 0.01 mg/kg to about 100 mg/kg of the
15 active compound of this invention. Preferably, daily doses will be about 0.05 mg/kg to about 50 mg/kg, more preferably from about 0.1 mg/kg to about 25 mg/kg.

In effecting treatment of a patient afflicted with a condition, disease or disorder described above, a compound of formula (I) can be administered in any form or mode which makes the parent monoacid compound bioavailable in effective amounts, including
20 oral and parenteral routes. For example, compounds of formula (I) can be administered orally, subcutaneously, intramuscularly, intravenously, transdermally, intranasally, rectally, buccally, and the like. Alternatively, the compound may be administered by continuous infusion. Oral administration is generally preferred. One skilled in the art of preparing formulations can readily select the proper form and mode of administration
25 depending upon the particular characteristics of the compound selected, the disease state to be treated, the stage of the disease, and other relevant circumstances.

It will be understood by the skilled reader that all of the compounds used in the present invention are capable of forming salts, and that the salt forms of pharmaceuticals are commonly used, often because they are more readily crystallized and purified than are
30 the free bases. In all cases, the use of the pharmaceuticals described above as salts is contemplated in the description herein, and often is preferred, and the pharmaceutically acceptable salts of all of the compounds are included in the names of them.

According to another aspect, the present invention provides a pharmaceutical composition, which comprises a compound of formula I or a pharmaceutically acceptable salt thereof as defined hereinabove and a pharmaceutically acceptable diluent or carrier.

The pharmaceutical compositions are prepared by known procedures using well-known and readily available ingredients. In making the compositions of the present invention, the active ingredient will usually be mixed with a carrier, or diluted by a carrier, or enclosed within a carrier, and may be in the form of a capsule, sachet, paper, or other container. When the carrier serves as a diluent, it may be a solid, semi-solid, or liquid material which acts as a vehicle, excipient, or medium for the active ingredient. The compositions can be in the form of tablets, pills, powders, lozenges, sachets, cachets, elixirs, suspensions, emulsions, solutions, syrups, aerosols, ointments containing, for example, up to 10% by weight of active compound, soft and hard gelatin capsules, suppositories, sterile injectable solutions, and sterile packaged powders.

Some examples of suitable carriers, excipients, and diluents include lactose, dextrose, sucrose, sorbitol, mannitol, starches, gum, acacia, calcium phosphate, alginates, tragacanth, gelatin, calcium silicate, micro-crystalline cellulose, polyvinylpyrrolidone, cellulose, water syrup, methyl cellulose, methyl and propyl hydroxybenzoates, talc, magnesium stearate, and mineral oil. The formulations can additionally include lubricating agents, wetting agents, emulsifying and suspending agents, preserving agents, sweetening agents, or flavoring agents. Compositions of the invention may be formulated so as to provide quick, sustained, or delayed release of the active ingredient after administration to the patient by employing procedures well known in the art.

The compositions are preferably formulated in a unit dosage form, each dosage containing from about 1 mg to about 500 mg, more preferably about 5 mg to about 300 mg (for example 25 mg) of the active ingredient. The term "unit dosage form" refers to a physically discrete unit suitable as unitary dosages for human subjects and other mammals, each unit containing a predetermined quantity of active material calculated to produce the desired therapeutic effect, in association with a suitable pharmaceutical carrier, diluent, or excipient. The following formulation examples are illustrative only and are not intended to limit the scope of the invention in any way.

Formulation 1

Hard gelatin capsules are prepared using the following ingredients:

	Quantity (mg/capsule)
Prodrug	250
Starch, dried	200
Magnesium Stearate	10
Total	460

The above ingredients are mixed and filled into hard gelatin capsules in 460 mg quantities.

5

Formulation 2

Tablets each containing 60 mg of active ingredient are made as follows:

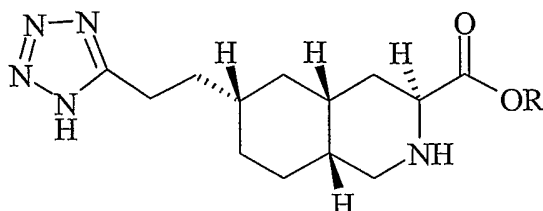
	Quantity (mg/tablet)
Prodrug	60
Starch	45
Microcrystalline Cellulose	35
Polyvinylpyrrolidone	4
Sodium Carboxymethyl Starch	4.5
Magnesium Stearate	0.5
Talc	1
Total	150

The active ingredient, starch, and cellulose are passed through a No. 45 mesh U.S. sieve and mixed thoroughly. The solution of polyvinylpyrrolidone is mixed with the resultant powders which are then passed through a No. 14 mesh U.S. sieve. The granules so produced are dried at 50°C and passed through a No. 18 mesh U.S. sieve. The sodium carboxymethyl starch, magnesium stearate, and talc, previously passed through a No. 60 mesh U.S. sieve, are then added to the granules which, after mixing, are compressed on a tablet machine to yield tablets each weighing 150 mg.

10

WHAT IS CLAIMED IS:

1. A compound of the formula:



- 5 wherein R represents C₁-C₂₀ alkyl, C₂-C₆ alkenyl, C₁-C₆ alkylaryl, C₁-C₆ alkyl(C₃-C₁₀)cycloalkyl, C₁-C₆ alkyl-N,N-C₁-C₆ dialkylamine, C₁-C₆ alkyl-pyrrolidine, C₁-C₆ alkyl-piperidine, C₁-C₆ alkyl-morpholine or a pharmaceutically acceptable salt thereof.
- 10 2. A compound according to claim 1 wherein R represents C₁-C₁₀ alkyl.
3. A compound according to claim 2 wherein R represents 2-ethyl butyl, isobutyl, 3-methyl butyl, decyl, or ethyl.
- 15 4. A compound according to claim 3 wherein R represents 2-ethyl butyl,
5. A compound according to claim 3 wherein R represents isobutyl.
6. A compound according to claim 3 wherein R represents 3-methyl butyl.
- 20 7. A compound according to claim 3 wherein R represents decyl.
8. A compound according to claim 3 wherein R represents ethyl.
9. A compound which is (3*S*,4*aR*,6*R*,8*aR*)-6-[2-(1*H*-Tetrazol-5-yl)-ethyl] -
 25 1,2,3,4,4*a*,5,6,7,8,8*a*-decahydro-isoquinoline-3-carboxylic acid 2-ethyl-butyl ester, or a pharmaceutically acceptable salt thereof.
10. A compound according to claim 9 wherein the pharmaceutically acceptable salt is a trifluoroacetate salt.

11. A compound which is (3*S*,4*aR*,6*R*,8*aR*)-6-[2-(1*H*-Tetrazol-5-yl)-ethyl] - 1,2,3,4,4*a*,5,6,7,8,8*a*-decahydro-isoquinoline-3-carboxylic acid isobutyl ester, or a pharmaceutically acceptable salt thereof.

5

12. A compound according to claim 11 wherein the pharmaceutically acceptable salt is a trifluoroacetate salt.

13. A compound which is (3*S*,4*aR*,6*R*,8*aR*)-6-[2-(1*H*-Tetrazol-5-yl)-ethyl] - 1,2,3,4,4*a*,5,6,7,8,8*a*-decahydro-isoquinoline-3-carboxylic acid 3-methyl butyl ester, or a pharmaceutically acceptable salt thereof.

10

14. A compound according to claim 13 wherein the pharmaceutically acceptable salt is a trifluoroacetate salt.

15

15. A compound which is (3*S*,4*aR*,6*R*,8*aR*)-6-[2-(1*H*-Tetrazol-5-yl)-ethyl] - 1,2,3,4,4*a*,5,6,7,8,8*a*-decahydro-isoquinoline-3-carboxylic acid decyl ester, or a pharmaceutically acceptable salt thereof.

20

16. A compound according to claim 15 wherein the pharmaceutically acceptable salt is a trifluoroacetate salt.

25

17. A compound which is (3*S*,4*aR*,6*R*,8*aR*)-6-[2-(1*H*-Tetrazol-5-yl)-ethyl] - 1,2,3,4,4*a*,5,6,7,8,8*a*-decahydro-isoquinoline-3-carboxylic acid ethyl ester, or a pharmaceutically acceptable salt thereof.

18. A compound according to claim 15 wherein the pharmaceutically acceptable salt is a hydrochloride salt.

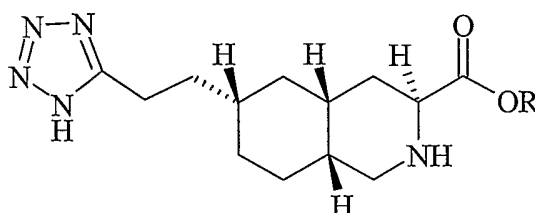
30

19. A compound which is (3*S*,4*aR*,6*R*,8*aR*)-6-[2-(1*H*-Tetrazol-5-yl)-ethyl] - 1,2,3,4,4*a*,5,6,7,8,8*a*-decahydro-isoquinoline-3-carboxylic acid ethyl ester hydrochloride monohydrate.

20. A pharmaceutical composition, which comprises a compound as claimed in Claim 1 and a pharmaceutically acceptable diluent or carrier.

5 21. A pharmaceutical composition for the treatment of pain or migraine, which comprises a compound as claimed in Claim 1 and a pharmaceutically acceptable diluent or carrier.

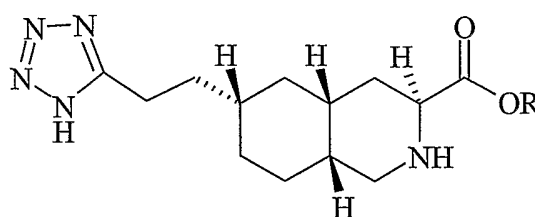
22. A method of treating pain, which comprises administering to a patient an
10 effective amount of a compound of the formula:



wherein R represents C₁-C₂₀ alkyl, C₂-C₆ alkenyl, C₁-C₆ alkylaryl, C₁-C₆ alkyl(C₃-C₁₀)cycloalkyl, C₁-C₆ alkyl-N,N-C₁-C₆ dialkylamine, C₁-C₆ alkyl-pyrrolidine, C₁-C₆ alkyl-piperidine, C₁-C₆ alkyl-morpholine or a pharmaceutically acceptable salt thereof.

15

23. A method of treating migraine, which comprises administering to a patient an effective amount of a compound of the formula:



20 wherein R represents C₁-C₂₀ alkyl, C₂-C₆ alkenyl, C₁-C₆ alkylaryl, C₁-C₆ alkyl(C₃-C₁₀)cycloalkyl, C₁-C₆ alkyl-N,N-C₁-C₆ dialkylamine, C₁-C₆ alkyl-pyrrolidine, C₁-C₆ alkyl-piperidine, C₁-C₆ alkyl-morpholine or a pharmaceutically acceptable salt thereof.

24. The use of a compound as claimed in Claim 1 for the manufacture of a medicament for the treatment of pain.

25. The use of a compound as claimed in Claim 1 for the manufacture of a medicament for the treatment of migraine.

INTERNATIONAL SEARCH REPORT

Internal	Application No
	PCT/us 03/10466

A. CLASSIFICATION OF SUBJECT MATTER

IPC 7 C07D401/06 A61K31/4725 A61K31/5377 A61P25/00

According to International Patent Classification (IPC) or to both national classification and IPC

B. FIELDS SEARCHED

Minimum documentation searched (classification system followed by classification symbols)

IPC 7 C07D

Documentation searched other than minimum documentation to the extent that such documents are included in the fields searched

Electronic data base consulted during the international search (name of data base and, where practical, search terms used)

WPI Data, EPO-Internal, CHEM ABS Data

C. DOCUMENTS CONSIDERED TO BE RELEVANT

Category °	Citation of document, with indication, where appropriate, of the relevant passages	Relevant to claim No.
X	EP 0 590 789 A (LILLY CO ELI) 6 April 1994 (1994-04-06) cited in the application page 31, line 2 - line 31; claims 1,2,6-8 --- -/--	1-25

 Further documents are listed in the continuation of box C. Patent family members are listed in annex.

° Special categories of cited documents :

- *A* document defining the general state of the art which is not considered to be of particular relevance
- *E* earlier document but published on or after the international filing date
- *L* document which may throw doubts on priority claim(s) or which is cited to establish the publication date of another citation or other special reason (as specified)
- *O* document referring to an oral disclosure, use, exhibition or other means
- *P* document published prior to the international filing date but later than the priority date claimed

- *T* later document published after the international filing date or priority date and not in conflict with the application but cited to understand the principle or theory underlying the invention
- *X* document of particular relevance; the claimed invention cannot be considered novel or cannot be considered to involve an inventive step when the document is taken alone
- *Y* document of particular relevance; the claimed invention cannot be considered to involve an inventive step when the document is combined with one or more other such documents, such combination being obvious to a person skilled in the art.
- *Z* document member of the same patent family

Date of the actual completion of the international search

17 July 2003

Date of mailing of the international search report

30/07/2003

Name and mailing address of the ISA

European Patent Office, P.B. 5818 Patentlaan 2
NL - 2280 HV Rijswijk
Tel. (+31-70) 340-2040, Tx. 31 651 epo nl,
Fax: (+31-70) 340-3016

Authorized officer

Hanisch, I

INTERNATIONAL SEARCH REPORT

International Application No
PCT/US 03/10466

C.(Continuation) DOCUMENTS CONSIDERED TO BE RELEVANT

Category *	Citation of document, with indication, where appropriate, of the relevant passages	Relevant to claim No.
Y	BLEAKMAN D ET AL: "PHARMACOLOGICAL DISCRIMINATION OF GLUR5 AND GLUR6 KAINATE RECEPTOR SUBTYPES BY(3S,4AR,6R,8AR)-6-2-(1(2)H-TETRAZOLE-5-Y L)ETHYL DECAHYDROISOQUINOLINE-3 CARBOXYLIC ACID" MOLECULAR PHARMACOLOGY, BALTIMORE, MD, US, vol. 49, no. 4, 1996, pages 581-585, XP000942899 ISSN: 0026-895X page 582, column 1, line 9 - line 10 page 583, column 1, line 63 - line 64 page 584, column 1, line 9 - line 10; figure 1	1-25
Y	WO 01 02367 A (BLEISCH THOMAS JOHN ;LILLY CO ELI (US); MATTIUZ EDWARD LOUIS (US);) 11 January 2001 (2001-01-11) cited in the application page 2, line 1 - line 21; claims; tables	1-25

INTERNATIONAL SEARCH REPORT

International application No.
PCT/US 03/10466

Box I Observations where certain claims were found unsearchable (Continuation of item 1 of first sheet)

This International Search Report has not been established in respect of certain claims under Article 17(2)(a) for the following reasons:

1. Claims Nos.: -
because they relate to subject matter not required to be searched by this Authority, namely:
see FURTHER INFORMATION sheet PCT/ISA/210
2. Claims Nos.:
because they relate to parts of the International Application that do not comply with the prescribed requirements to such an extent that no meaningful International Search can be carried out, specifically:
3. Claims Nos.:
because they are dependent claims and are not drafted in accordance with the second and third sentences of Rule 6.4(a).

Box II Observations where unity of invention is lacking (Continuation of item 2 of first sheet)

This International Searching Authority found multiple inventions in this international application, as follows:

1. As all required additional search fees were timely paid by the applicant, this International Search Report covers all searchable claims.
2. As all searchable claims could be searched without effort justifying an additional fee, this Authority did not invite payment of any additional fee.
3. As only some of the required additional search fees were timely paid by the applicant, this International Search Report covers only those claims for which fees were paid, specifically claims Nos.:
4. No required additional search fees were timely paid by the applicant. Consequently, this International Search Report is restricted to the invention first mentioned in the claims; it is covered by claims Nos.:

Remark on Protest

The additional search fees were accompanied by the applicant's protest.

No protest accompanied the payment of additional search fees.

FURTHER INFORMATION CONTINUED FROM PCT/ISA/ 210

Continuation of Box I.1

Although claims 22 and 23 are directed to a method of treatment of the human or animal body, the search has been carried out and based on the alleged effects of the compounds.

Continuation of Box I.1

Rule 39.1(iv) PCT - Method for treatment of the human or animal body by therapy

INTERNATIONAL SEARCH REPORT

Information on patent family members

International Application No

PCT/us 03/10466

Patent document cited in search report		Publication date	Patent family member(s)	Publication date
EP 0590789	A	06-04-1994	US 5284957 A	08-02-1994
			AT 234287 T	15-03-2003
			AU 656482 B2	02-02-1995
			AU 4600393 A	10-03-1994
			BR 9303495 A	22-03-1994
			CA 2104909 A1	04-03-1994
			CN 1091129 A , B	24-08-1994
			CZ 9301745 A3	16-03-1994
			DE 69332754 D1	17-04-2003
			EP 0590789 A1	06-04-1994
			FI 933810 A	04-03-1994
			HU 65228 A2	02-05-1994
			HU 9500401 A3	30-10-1995
			IL 106809 A	12-03-1999
			JP 6199802 A	19-07-1994
			KR 274367 B1	15-12-2000
			MX 9305294 A1	30-06-1994
			NO 933100 A	04-03-1994
			NZ 248513 A	27-02-1996
			PL 173809 B1	29-05-1998
			RU 2117661 C1	20-08-1998
			SG 45319 A1	16-01-1998
			US 5399696 A	21-03-1995
			US 5637712 A	10-06-1997
			US 5670516 A	23-09-1997
			US 5648492 A	15-07-1997
US 5606062 A	25-02-1997			
US 5675008 A	07-10-1997			
ZA 9306231 A	27-02-1995			
<hr/>				
WO 0102367	A	11-01-2001	AT 240299 T	15-05-2003
			AU 5591900 A	22-01-2001
			DE 60002733 D1	18-06-2003
			EP 1208087 A2	29-05-2002
			WO 0102367 A2	11-01-2001
			US 6486175 B1	26-11-2002
<hr/>				