



(12) **DEMANDE DE BREVET CANADIEN  
CANADIAN PATENT APPLICATION**

(13) **A1**

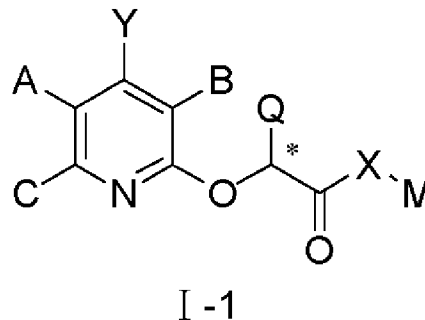
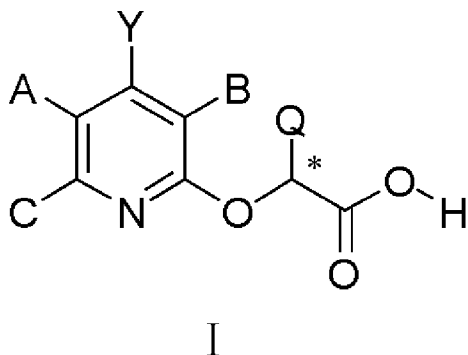
(86) Date de dépôt PCT/PCT Filing Date: 2019/12/20  
(87) Date publication PCT/PCT Publication Date: 2020/07/02  
(85) Entrée phase nationale/National Entry: 2021/06/04  
(86) N° demande PCT/PCT Application No.: CN 2019/126798  
(87) N° publication PCT/PCT Publication No.: 2020/135235  
(30) Priorité/Priority: 2018/12/27 (CN201811613197.0)

(51) Cl.Int./Int.Cl. *C07D 213/73* (2006.01),  
*A01N 43/40* (2006.01), *A01N 43/54* (2006.01),  
*A01N 43/58* (2006.01), *A01N 43/66* (2006.01),  
*A01P 13/00* (2006.01), *C07D 213/75* (2006.01),  
*C07D 401/12* (2006.01), *C07D 405/12* (2006.01),  
*C07D 409/12* (2006.01), *C07D 413/12* (2006.01),  
*C07D 417/12* (2006.01)

(71) Demandeur/Applicant:  
QINGDAO KINGAGROOT CHEMICAL COMPOUND  
CO., LTD., CN

(72) Inventeurs/Inventors:  
LIAN, LEI, CN;  
PENG, XUEGANG, CN; ...

(54) Titre : ACIDE PYRIDYLOXYCARBOXYLIQUE DE TYPE R, SEL ET DERIVE ESTER DE CELUI-CI, PROCEDE DE PREPARATION CORRESPONDANT, COMPOSITION HERBICIDE ET UTILISATION ASSOCIEES  
(54) Title: R-PYRIDYLOXYCARBOXYLIC ACID AND SALT, ESTER DERIVATIVE, PREPARATION METHOD, HERBICIDAL COMPOSITION AND APPLICATION THEREOF



(57) **Abrégé/Abstract:**

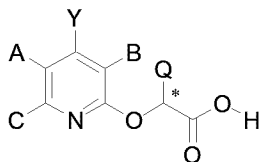
The present invention pertains to the technical field of pesticides, and specifically relates to an R-type pyridyloxycarboxylic acid, a salt and an ester derivative thereof, and a preparation method therefor, and a herbicidal composition and an application thereof. The R-type pyridyloxycarboxylic acid is represented by Formula I, wherein A and B each independently represent a halogen, or an alkyl or a cycloalkyl containing a halogen or containing no halogen; C represents hydrogen, a halogen, an alkyl, or an haloalkyl; Q represents a halogen, cyano, or a cyanoalkyl, etc.; Y represents nitro or NR<sub>1</sub>R<sub>2</sub>; the salt is a metal salt, an amine salt, a sulfonium salt, or a phosphonium salt; and the ester is represented by formula I-1, wherein X represents O or S, M represents an alkyl, an alkenyl, or an alkynyl, etc., containing or not containing a halogen. The compound has excellent herbicidal activity and higher crop safety, and good selectivity for especially rice and other key crops.

(72) Inventeurs(suite)/Inventors(continued): HUA, RONGBAO, CN; ZHANG, JINGYUAN, CN; CUI, QI, CN

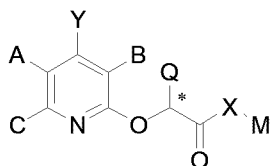
(74) Agent: OYEN WIGGS GREEN & MUTALA LLP

## Abstract

The invention relates to the field of pesticide technology, and in particular to a type of R-pyridyloxycarboxylic acid and salt, ester derivative, preparation method, herbicidal composition and application thereof. The R-pyridyloxycarboxylic acid is represented by formula I,



I, wherein, A, B each independently represent halogen, alkyl or cycloalkyl with or without halogen; C represents hydrogen, halogen, alkyl, haloalkyl; Q represents halogen, cyano, cyanoalkyl and the like; Y represents nitro or NR<sub>1</sub>R<sub>2</sub>; the salt is metal salt, amine salt, sulfonium



salt, phosphonium salt; the ester is I-1, wherein, X represents O or S; M represents alkyl, alkenyl, alkynyl and the like with or without halogen. The compound has excellent herbicidal activity and higher crop safety, especially good selectivity for key crops such as rice.

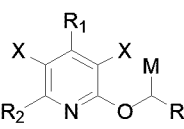
## **R-pyridyloxycarboxylic acid and salt, ester derivative, preparation method, herbicidal composition and application thereof**

### **Technical Field**

The invention relates to the field of pesticide technology, and in particular a type of R-pyridyloxycarboxylic acid and salt, ester derivative, preparation method, herbicidal composition and application thereof.

### **Technical background**

Weed control is one of the most important links in the course of achieving high-efficiency agriculture. Various herbicides are available in the market, for example, DE2335349A1, GB1418979A, US3761486 and the like disclose a series of compounds represented by the general

formula  and application thereof as herbicides, but enantiomers of the compounds

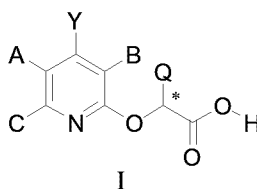
are not mentioned. Scientists still need to do continuously research and develop new herbicides with high efficacy, safety, economics and different modes of action due to problems such as the growing market, weed resistance, the service life and economics of pesticides as well as people's increasing concern on environment.

### **Invention contents**

The present invention provides a type of R-pyridyloxycarboxylic acid and salt, ester derivative, preparation method, herbicidal composition and application thereof. The compound has excellent herbicidal activity and higher crop safety, especially good selectivity for key crops such as rice.

The technical solution adopted by the invention is as follows:

The present invention provides an R-pyridyloxycarboxylic acid represented by formula I and salt, ester derivative thereof,



wherein, A, B each independently represent halogen; or alkyl or cycloalkyl with or without halogen;

C represents hydrogen, halogen, alkyl or haloalkyl;

Q represents halogen, cyano, cyanoalkyl, hydroxyalkyl, amino, nitro, formyl; alkyl, alkenyl,

alkynyl, cycloalkyl, alkoxy, alkylthio, alkylcarbonyl, alkoxycarbonyl, alkylaminoalkyl or alkoxyalkyl with or without halogen; or unsubstituted or substituted aryl, heteroaryl, arylalkyl, heteroarylalkyl;

Y represents nitro or  $\text{NR}_1\text{R}_2$ , wherein  $\text{R}_1$  represents H; alkyl, alkenyl or alkynyl optionally substituted by 1-2  $\text{R}_{11}$ ;  $-\text{COR}_{12}$ , nitro,  $\text{OR}_{13}$ ,  $\text{SO}_2\text{R}_{14}$ ,  $\text{NR}_{15}\text{R}_{16}$ ,  $\text{N}=\text{CR}_{17}\text{R}_{18}$ , alkylcarbonyl, dialkylcarbonyl, trialkylsilyl or dialkylphosphono;  $\text{R}_2$  represents H; alkyl optionally substituted by 1-2  $\text{R}_{11}$ ; or  $-\text{COR}_{12}$ ; or  $\text{NR}_1\text{R}_2$  represents  $\text{N}=\text{CR}_{21}\text{NR}_{22}\text{R}_{23}$ ,  $\text{N}=\text{CR}_{24}\text{OR}_{25}$ ; or a 5- or 6-membered saturated or unsaturated ring with or without oxygen atom, sulfur atom, or other nitrogen atom, which is unsubstituted or substituted by 1-2 groups independently selected from the group consisting of halogen, alkyl, alkoxy, haloalkoxy, alkylthio, haloalkylthio, amino, alkylamino, dialkylamino, alkoxycarbonyl;

wherein  $\text{R}_{11}$  independently represents halogen, hydroxy, alkoxy, haloalkoxy, alkylthio, haloalkylthio, amino, alkylamino, dialkylamino, alkoxycarbonyl; or unsubstituted or substituted aryl, heteroaryl;

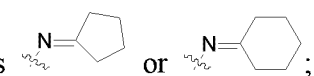
$\text{R}_{12}$  represents H, alkyl, haloalkyl, alkoxy, phenyl, phenoxy or benzyloxy;

$\text{R}_{13}$  represents H, alkyl, haloalkyl, phenyl, benzyl or  $\text{CHR}_{31}\text{C}(\text{O})\text{OR}_{32}$ ;  $\text{R}_{31}$  represents H, alkyl or alkoxy;  $\text{R}_{32}$  represents H, alkyl or benzyl;

$\text{R}_{14}$  represents alkyl or haloalkyl;

$\text{R}_{15}$  represents H, alkyl, formyl, alkylacyl, haloalkylacyl, alkoxycarbonyl, phenylcarbonyl, phenoxy carbonyl or benzyloxycarbonyl;  $\text{R}_{16}$  represents H or alkyl;

$\text{R}_{17}$  represents H, alkyl; or phenyl that is unsubstituted or substituted by 1-3 groups selected from the group consisting of halogen, alkyl, alkoxy;  $\text{R}_{18}$  represents H or alkyl; or  $\text{N}=\text{CR}_{17}\text{R}_{18}$

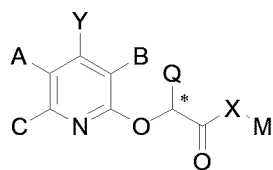
represents ;   
 The first structure shows a five-membered ring with a double bond to a nitrogen atom (N) which has a wavy line indicating a substituent. The second structure shows a six-membered ring with a double bond to a nitrogen atom (N) which has a wavy line indicating a substituent.

$\text{R}_{21}$ ,  $\text{R}_{24}$  each independently represent H or alkyl;



$\text{R}_{22}$ ,  $\text{R}_{23}$  each independently represent H or alkyl; or  $\text{NR}_{22}\text{R}_{23}$  represents a 5- or 6-membered saturated or unsaturated ring with or without oxygen atom, sulfur atom, or other nitrogen atom;

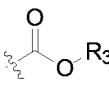
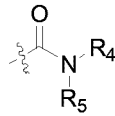
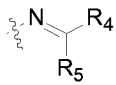
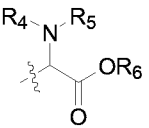
$\text{R}_{25}$  represents alkyl;


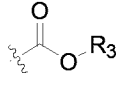
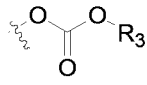
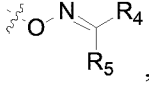
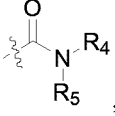

the salt is metal salt, amine salt, sulfonium salt or phosphonium salt;



the ester is  $\text{I-1}$ , wherein, X represents O or S;

M represents alkyl, alkenyl, alkynyl, cycloalkyl, cycloalkylalkyl, -alkyl-Z, , ,

, , ,  with or without halogen; or unsubstituted or substituted heterocyclyl, aryl, heteroaryl;

Z represents , , , , , , cyano, nitro, or unsubstituted or substituted heterocyclyl, aryl, heteroaryl;

R<sub>3</sub> each independently represents alkyl, alkenyl, alkynyl, cycloalkyl, cycloalkylalkyl or unsubstituted or substituted heterocyclyl, aryl, heteroaryl, heterocyclylalkyl, arylalkyl, heteroarylalkyl;






R<sub>4</sub>, R<sub>5</sub>, R<sub>6</sub> each independently represent hydrogen, alkyl, alkenyl, alkynyl, cycloalkyl, cycloalkylalkyl, alkoxy carbonyl or unsubstituted or substituted heterocyclyl, aryl, heteroaryl, heterocyclylalkyl, arylalkyl, heteroarylalkyl.

Preferably, A, B each independently represent halogen; or C1-C8 alkyl or C3-C8 cycloalkyl with or without halogen;

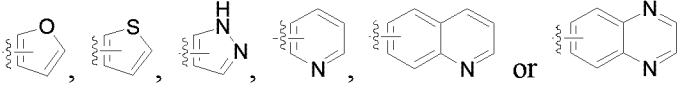
C represents hydrogen, halogen, C1-C8 alkyl or halo C1-C8 alkyl;

Q represents halogen, cyano, cyano C1-C8 alkyl, hydroxy C1-C8 alkyl, amino, nitro, formyl; C1-C8 alkyl, C2-C8 alkenyl, C2-C8 alkynyl, C3-C8 cycloalkyl, C1-C8 alkoxy, C1-C8 alkylthio, C1-C8 alkylcarbonyl, C1-C8 alkoxy carbonyl, C1-C8 alkylamino C1-C8 alkyl or C1-C8 alkoxy C1-C8 alkyl with or without halogen; or unsubstituted or substituted aryl, heteroaryl, aryl C1-C8 alkyl, heteroaryl C1-C8 alkyl;

Y represents nitro or NR<sub>1</sub>R<sub>2</sub>, wherein R<sub>1</sub> represents H; C1-C8 alkyl, C2-C8 alkenyl or C2-C8 alkynyl optionally substituted by 1-2 R<sub>11</sub>; -COR<sub>12</sub>, nitro, OR<sub>13</sub>, SO<sub>2</sub>R<sub>14</sub>, NR<sub>15</sub>R<sub>16</sub>, N=CR<sub>17</sub>R<sub>18</sub>, C1-C8 alkylcarbonyl, di-C1-C8 alkylcarbonyl, tri-C1-C8 alkylsilyl or di-C1-C8 alkylphosphono; R<sub>2</sub> represents H; C1-C8 alkyl optionally substituted by 1-2 R<sub>11</sub>; or -COR<sub>12</sub>; or NR<sub>1</sub>R<sub>2</sub> represents

N=CR<sub>21</sub>NR<sub>22</sub>R<sub>23</sub>, N=CR<sub>24</sub>OR<sub>25</sub>; or , , ,  or  that is unsubstituted or substituted by 1-2 groups independently selected from the group consisting of halogen, C1-C8 alkyl, C1-C8 alkoxy, halo C1-C8 alkoxy, C1-C8 alkylthio, halo C1-C8 alkylthio, amino, C1-C8 alkylamino, di-C1-C8 alkylamino, C1-C8 alkoxy carbonyl;

wherein  $R_{11}$  independently represents halogen, hydroxy, C1-C8 alkoxy, halo C1-C8 alkoxy, C1-C8 alkylthio, halo C1-C8 alkylthio, amino, C1-C8 alkylamino, di-C1-C8 alkylamino, C1-C8

alkoxycarbonyl; or phenyl, naphthyl,  that is unsubstituted or substituted by 1-3 groups selected from the group consisting of halogen, C1-C8 alkyl, halo C1-C8 alkyl, C1-C8 alkoxy, nitro;

$R_{12}$  represents H, C1-C18 alkyl, halo C1-C8 alkyl, C1-C8 alkoxy, phenyl, phenoxy or benzyloxy;

$R_{13}$  represents H, C1-C8 alkyl, halo C1-C8 alkyl, phenyl, benzyl or  $\text{CHR}_{31}\text{C}(\text{O})\text{OR}_{32}$ ;  $R_{31}$  represents H, C1-C8 alkyl or C1-C8 alkoxy;  $R_{32}$  represents H, C1-C8 alkyl or benzyl;


$R_{14}$  represents C1-C8 alkyl or halo C1-C8 alkyl;

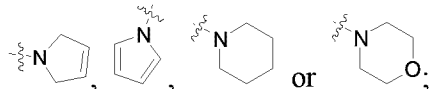
$R_{15}$  represents H, C1-C8 alkyl, formyl, C1-C8 alkylacyl, halo C1-C8 alkylacyl, C1-C8 alkoxycarbonyl, phenylcarbonyl, phenoxy carbonyl or benzyloxycarbonyl;  $R_{16}$  represents H or C1-C8 alkyl;

$R_{17}$  represents H, C1-C8 alkyl; or phenyl that is unsubstituted or substituted by 1-3 groups selected from the group consisting of halogen, C1-C8 alkyl, C1-C8 alkoxy;  $R_{18}$  represents H or

C1-C8 alkyl; or  $\text{N}=\text{CR}_{17}\text{R}_{18}$  represents ;

$R_{21}$ ,  $R_{24}$  each independently represent H or C1-C8 alkyl;

$R_{22}$ ,  $R_{23}$  each independently represent H or C1-C8 alkyl; or  $\text{NR}_{22}\text{R}_{23}$  represents ;





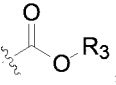
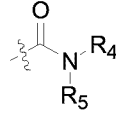
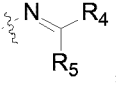
$R_{25}$  represents C1-C8 alkyl;

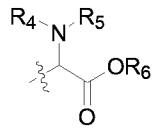
the salt is metal salt, ammonium salt  $\text{NH}_4^+$ , primary amine  $\text{RNH}_2$  salt, secondary amine  $(\text{R})_2\text{NH}$  salt, tertiary amine  $(\text{R})_3\text{N}$  salt, quaternary amine salt  $(\text{R})_4\text{N}^+$ , morpholine salt, piperidine salt, pyridine salt, aminopropyl morpholine salt, Jeff amine D-230 salt, the salt of 2,4,6-tri(dimethylaminomethyl) phenol and sodium hydroxide, alkylsulfonium salt, alkylsulfoxonium salt, alkylphosphonium salt or alkanolphosphonium salt;


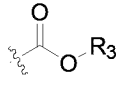
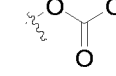
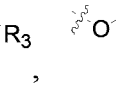
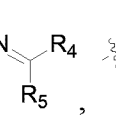
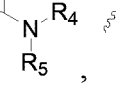
wherein, R each independently represents unsubstituted alkyl, alkenyl, alkynyl, cycloalkyl or phenyl, and the foregoing groups are optionally substituted by one or more of the following groups: halogen, hydroxy, alkoxy, alkylthio, hydroxyalkoxy, amino, alkylamino, aminoalkylamino, phenyl;

in formula I-1, X represents O or S;

M represents C1-C18 alkyl, C2-C8 alkenyl, C2-C8 alkynyl, C3-C8 cycloalkyl, C3-C8









cycloalkyl C1-C8 alkyl, -(C1-C8 alkyl)-Z, , , , , ,

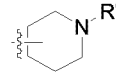
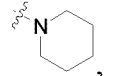
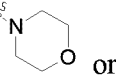
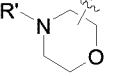
 with or without halogen, or unsubstituted or substituted heterocyclyl, aryl, heteroaryl;







Z represents , , , , , , cyano, nitro, or unsubstituted or substituted heterocyclyl, aryl, heteroaryl;

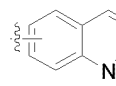
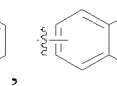
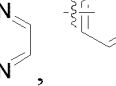
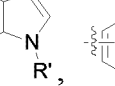
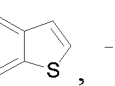
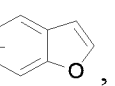
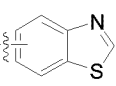
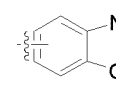
R<sub>3</sub> each independently represents C1-C8 alkyl, C2-C8 alkenyl, C2-C8 alkynyl, C3-C8 cycloalkyl, C3-C8 cycloalkyl C1-C8 alkyl or unsubstituted or substituted heterocyclyl, aryl, heteroaryl, heterocyclyl C1-C8 alkyl, aryl C1-C8 alkyl, heteroaryl C1-C8 alkyl;

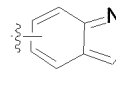
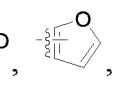
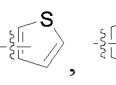
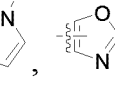
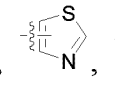
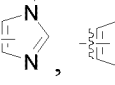
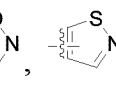
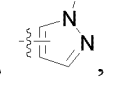
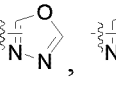

R<sub>4</sub>, R<sub>5</sub>, R<sub>6</sub> each independently represent hydrogen, C1-C8 alkyl, C2-C8 alkenyl, C2-C8 alkynyl, C3-C8 cycloalkyl, C3-C8 cycloalkyl C1-C8 alkyl, C1-C8 alkoxy carbonyl or unsubstituted or substituted heterocyclyl C1-C8 alkyl, aryl C1-C8 alkyl, heteroaryl C1-C8 alkyl;

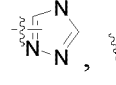
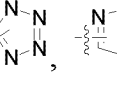
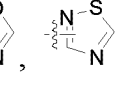
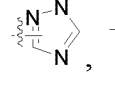
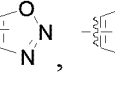
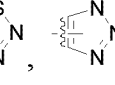
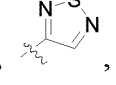
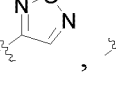
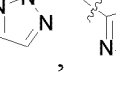

the term “heterocyclyl” refers to , , , , , , , ,

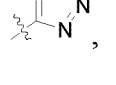
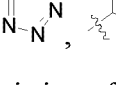
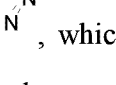
, ,  or  with 0, 1 or 2 oxo groups; the term “aryl” refers to phenyl or naphthyl; the term “heteroaryl” refers to an aromatic ring group containing 3 to 6 ring atoms and is optionally fused via benzo ring, 1 to 4 heteroatoms in the ring atoms being selected from oxygen,

nitrogen and sulfur, for example, , , , , , ,

, , , , , , , ,

, , , , , , , , , ,

, , , , , , , , , ,

, , , which is optionally substituted by at least one group selected from the group consisting of halogen, nitro, cyano, thiocyno, hydroxy, carboxy, mercapto, formyl; phenyl,

benzyl, benzyloxy, phenoxy that is unsubstituted or substituted by at least one group from the group consisting of halogen, alkyl, alkoxy; alkyl, alkenyl, alkynyl, cycloalkyl, cycloalkylalkyl, OR", SR", -alkyl-OR", -alkyl-SR", COR", COOR", COSR", SOR", SO<sub>2</sub>R", OCOR", SCOR" with or without halogen; and amino or aminocarbonyl substituted by one or two groups selected from the group consisting of hydrogen, alkyl, alkenyl, alkynyl, cycloalkyl, cycloalkylalkyl, phenyl, benzyl, benzyloxy, phenoxy, COR", COOR", SO<sub>2</sub>R", OR";

R' each independently represents hydrogen, nitro, hydroxy, amino; or alkyl, alkenyl, alkynyl, cycloalkyl, cycloalkenyl, cycloalkylalkyl, alkoxy, alkenyloxy, alkynyloxy, cycloalkyloxy, alkoxyalkyl, alkoxy carbonyl, alkylthiocarbonyl, alkylsulfonyl, alkylsulfonylalkyl, alkylcarbonyl, alkylcarbonylalkyl, alkylacyloxy, alkylamino, alkylaminocarbonyl, alkoxyaminocarbonyl, alkoxy carbonylalkyl, alkylaminocarbonylalkyl, trialkylsilyl, dialkylphosphono with or without halogen;

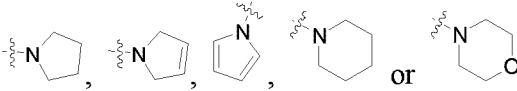
R" each independently represents hydrogen, alkyl, alkenyl, alkynyl, cycloalkyl or cycloalkylalkyl.

More preferably, A, B each independently represent halogen; or C1-C6 alkyl or C3-C6 cycloalkyl with or without halogen;





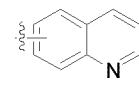
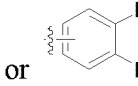
C represents hydrogen, halogen, C1-C6 alkyl or halo C1-C6 alkyl;

Q represents halogen, cyano, cyano C1-C6 alkyl, hydroxy C1-C6 alkyl, amino, nitro, formyl; C1-C6 alkyl, C2-C6 alkenyl, C2-C6 alkynyl, C3-C6 cycloalkyl, C1-C6 alkoxy, C1-C6 alkylthio, C1-C6 alkylcarbonyl, C1-C6 alkoxy carbonyl, C1-C6 alkylamino C1-C6 alkyl or C1-C6 alkoxy C1-C6 alkyl with or without halogen; or unsubstituted or substituted aryl, heteroaryl, aryl C1-C6 alkyl, heteroaryl C1-C6 alkyl;

Y represents nitro or NR<sub>1</sub>R<sub>2</sub>, wherein R<sub>1</sub> represents H; C1-C6 alkyl, C2-C6 alkenyl or C2-C6 alkynyl optionally substituted by 1-2 R<sub>11</sub>; -COR<sub>12</sub>, nitro, OR<sub>13</sub>, SO<sub>2</sub>R<sub>14</sub>, NR<sub>15</sub>R<sub>16</sub>, N=CR<sub>17</sub>R<sub>18</sub>, C1-C6 alkylcarbonyl, di-C1-C6 alkylcarbonyl, tri-C1-C6 alkylsilyl or di-C1-C6 alkylphosphono; R<sub>2</sub> represents H; C1-C6 alkyl optionally substituted by 1-2 R<sub>11</sub>; or -COR<sub>12</sub>; or NR<sub>1</sub>R<sub>2</sub> represents

N=CR<sub>21</sub>NR<sub>22</sub>R<sub>23</sub>, N=CR<sub>24</sub>OR<sub>25</sub>; or  that is unsubstituted or substituted by 1-2 groups independently selected from the group consisting of halogen, C1-C6 alkyl, C1-C6 alkoxy, halo C1-C6 alkoxy, C1-C6 alkylthio, halo C1-C6 alkylthio, amino, C1-C6 alkylamino, di-C1-C6 alkylamino, C1-C6 alkoxy carbonyl;

wherein R<sub>11</sub> independently represents halogen, hydroxy, C1-C6 alkoxy, halo C1-C6 alkoxy, C1-C6 alkylthio, halo C1-C6 alkylthio, amino, C1-C6 alkylamino, di-C1-C6 alkylamino, C1-C6

alkoxycarbonyl; or phenyl, naphthyl, , , , ,  or  that is unsubstituted or substituted by 1-3 groups selected from the group consisting of halogen, C1-C6 alkyl, halo C1-C6 alkyl, C1-C6 alkoxy, nitro;

R<sub>12</sub> represents H, C1-C14 alkyl, halo C1-C6 alkyl, C1-C6 alkoxy, phenyl, phenoxy or benzyloxy;

R<sub>13</sub> represents H, C1-C6 alkyl, halo C1-C6 alkyl, phenyl, benzyl or CHR<sub>31</sub>C(O)OR<sub>32</sub>; R<sub>31</sub> represents H, C1-C6 alkyl or C1-C6 alkoxy; R<sub>32</sub> represents H, C1-C6 alkyl or benzyl;


R<sub>14</sub> represents C1-C6 alkyl or halo C1-C6 alkyl;





R<sub>15</sub> represents H, C1-C6 alkyl, formyl, C1-C6 alkylacyl, halo C1-C6 alkylacyl, C1-C6 alkoxy carbonyl, phenyl carbonyl, phenoxy carbonyl or benzyloxy carbonyl; R<sub>16</sub> represents H or C1-C6 alkyl;

R<sub>17</sub> represents H, C1-C6 alkyl; or phenyl that is unsubstituted or substituted by 1-3 groups selected from the group consisting of halogen, C1-C6 alkyl, C1-C6 alkoxy; R<sub>18</sub> represents H or

C1-C6 alkyl; or N=CR<sub>17</sub>R<sub>18</sub> represents  or ;

R<sub>21</sub>, R<sub>24</sub> each independently represent H or C1-C6 alkyl;

R<sub>22</sub>, R<sub>23</sub> each independently represent H or C1-C6 alkyl; or NR<sub>22</sub>R<sub>23</sub> represents ,

, ,  or ;



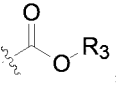
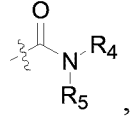
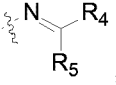
R<sub>25</sub> represents C1-C6 alkyl;

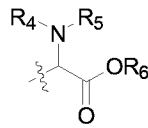
the salt is metal salt, ammonium salt NH<sub>4</sub><sup>+</sup>, primary amine RNH<sub>2</sub> salt, secondary amine (R)<sub>2</sub>NH salt, tertiary amine (R)<sub>3</sub>N salt, quaternary amine salt (R)<sub>4</sub>N<sup>+</sup>, morpholine salt, piperidine salt, pyridine salt, aminopropyl morpholine salt, Jeff amine D-230 salt, the salt of 2,4,6-tri(dimethylaminomethyl) phenol and sodium hydroxide, C1-C18 alkylsulfonium salt, C1-C18 alkylsulfoxonium salt, C1-C18 alkylphosphonium salt or C1-C18 alkanolphosphonium salt;


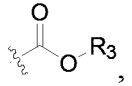
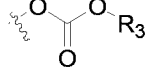
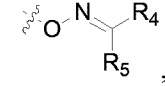
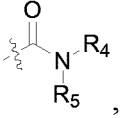

wherein, R each independently represents unsubstituted C1-C18 alkyl, C2-C18 alkenyl, C2-C18 alkynyl, C3-C18 cycloalkyl or phenyl, and the foregoing groups are optionally substituted by one or more of the following groups: halogen, hydroxy, C1-C8 alkoxy, C1-C8 alkylthio, hydroxy C1-C8 alkoxy, amino, C1-C8 alkylamino, amino C1-C8 alkylamino, phenyl;

in formula I-1, X represents O or S;

M represents C1-C18 alkyl, C2-C6 alkenyl, C2-C6 alkynyl, C3-C6 cycloalkyl, C3-C6









cycloalkyl C1-C6 alkyl, -(C1-C6 alkyl)-Z, , , , , ,

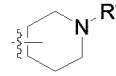
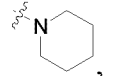
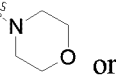
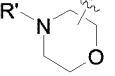
 with or without halogen, or unsubstituted or substituted heterocyclyl, aryl, heteroaryl;







Z represents , , , , , , cyano, nitro, or unsubstituted or substituted heterocyclyl, aryl, heteroaryl;

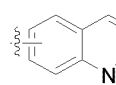
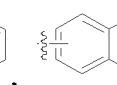
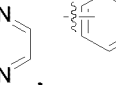
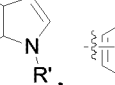
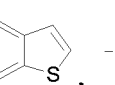
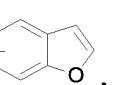
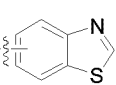
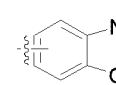
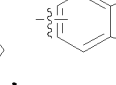
R<sub>3</sub> each independently represents C1-C6 alkyl, C2-C6 alkenyl, C2-C6 alkynyl, C3-C6 cycloalkyl, C3-C6 cycloalkyl C1-C6 alkyl or unsubstituted or substituted heterocyclyl, aryl, heteroaryl, heterocyclyl C1-C6 alkyl, aryl C1-C6 alkyl, heteroaryl C1-C6 alkyl;

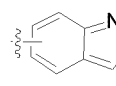
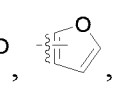
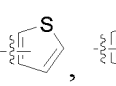
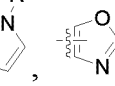
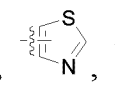
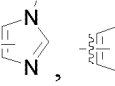
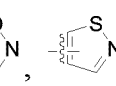
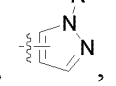
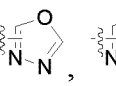
R<sub>4</sub>, R<sub>5</sub>, R<sub>6</sub> each independently represent hydrogen, C1-C6 alkyl, C2-C6 alkenyl, C2-C6 alkynyl, C3-C6 cycloalkyl, C3-C6 cycloalkyl C1-C6 alkyl, C1-C6 alkoxy carbonyl or unsubstituted or substituted heterocyclyl C1-C6 alkyl, aryl C1-C6 alkyl, heteroaryl C1-C6 alkyl;

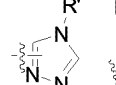
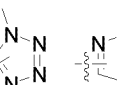
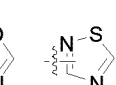
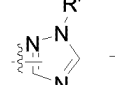
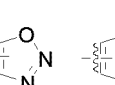
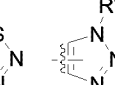
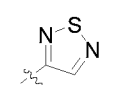
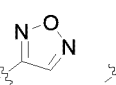
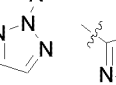
the term “heterocyclyl” refers to , , , , , , , ,

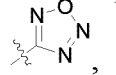
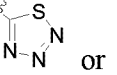
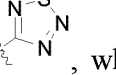
, ,  or  with 0, 1 or 2 oxo groups; the term “aryl” refers to phenyl

or naphthyl; the term “heteroaryl” refers to , , , , , ,

, , , , , , , , ,

, , , , , , , , ,

, , , , , , , , ,

,  or , which is substituted by 0, 1, 2 or 3 groups selected from the group consisting of halogen, nitro, cyano, thiocyno, hydroxy, carboxy, mercapto, formyl; phenyl, benzyl, benzyloxy, phenoxy that is unsubstituted or substituted by at least one group from the group consisting of halogen, C1-C6 alkyl, C1-C6 alkoxy; C1-C6 alkyl, C2-C6 alkenyl, C2-C6 alkynyl,

C3-C6 cycloalkyl, C3-C6 cycloalkyl C1-C6 alkyl, OR", SR", -(C1-C6)alkyl-OR", -(C1-C6)alkyl-SR", COR", COOR", COSR", SOR", SO<sub>2</sub>R", OCOR", SCOR" with or without halogen; and amino or aminocarbonyl substituted by one or two groups selected from the group consisting of hydrogen, C1-C6 alkyl, C2-C6 alkenyl, C2-C6 alkynyl, C3-C6 cycloalkyl, C3-C6 cycloalkyl C1-C6 alkyl, phenyl, benzyl, benzyloxy, phenoxy, COR", COOR", SO<sub>2</sub>R", OR";


R' each independently represents hydrogen, nitro, hydroxy, amino; or C1-C6 alkyl, C2-C6 alkenyl, C2-C6 alkynyl, C3-C6 cycloalkyl, C3-C6 cyclo alkenyl, C3-C6 cycloalkyl C1-C6 alkyl, C1-C6 alkoxy, C2-C6 alkenyloxy, C2-C6 alkynyloxy, C3-C6 cycloalkyloxy, C1-C6 alkoxy C1-C6 alkyl, C1-C6 alkoxy carbonyl, C1-C6 alkylthiocarbonyl, C1-C6 alkylsulfonyl, C1-C6 alkylsulfonyl C1-C6 alkyl, C1-C6 alkylcarbonyl, C1-C6 alkylcarbonyl C1-C6 alkyl, C1-C6 alkylacyloxy, C1-C6 alkylamino, C1-C6 alkylaminocarbonyl, C1-C6 alkoxyaminocarbonyl, C1-C6 alkoxy carbonyl C1-C6 alkyl, C1-C6 alkylaminocarbonyl C1-C6 alkyl, tri-C1-C6 alkylsilyl, di-C1-C6 alkylphosphono with or without fluoro, chloro or bromo;

R" each independently represents hydrogen, C1-C6 alkyl, C2-C6 alkenyl, C2-C6 alkynyl, C3-C6 cycloalkyl or C3-C6 cycloalkyl C1-C6 alkyl.

Further preferably, A, B each independently represent halogen, C1-C6 alkyl, halo C1-C6 alkyl or C3-C6 cycloalkyl;

C represents hydrogen, halogen, C1-C6 alkyl or halo C1-C6 alkyl;

Q represents C1-C6 alkyl, halo C1-C6 alkyl, C3-C6 cycloalkyl, C2-C6 alkenyl, C2-C6 alkynyl, halogen, cyano, amino, nitro, formyl, C1-C6 alkoxy, C1-C6 alkylthio, C1-C6 alkoxy carbonyl, hydroxy C1-C6 alkyl, C1-C6 alkoxy C1-C2 alkyl, cyano C1-C2 alkyl, C1-C6 alkylamino C1-C2

alkyl, benzyl, naphthyl, furyl, thienyl, thiazolyl, pyridyl, pyrimidinyl;  that is unsubstituted or substituted by C1-C6 alkyl; or phenyl that is unsubstituted or substituted by at least one group selected from the group consisting of C1-C6 alkyl, halo C1-C6 alkyl, halogen and C1-C6 alkoxy;

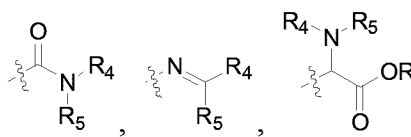
Y represents amino, C1-C6 alkylamino, C1-C6 alkylcarbonylamino, phenylcarbonylamino, benzylamino; or furylmethyleneamino that is unsubstituted or substituted by halo C1-C6 alkyl;

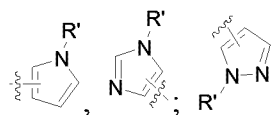
the salt is metal salt, ammonium salt NH<sub>4</sub><sup>+</sup>, primary amine RNH<sub>2</sub> salt, secondary amine (R)<sub>2</sub>NH salt, tertiary amine (R)<sub>3</sub>N salt, quaternary amine salt (R)<sub>4</sub>N<sup>+</sup>, morpholine salt, piperidine salt, pyridine salt, aminopropyl morpholine salt, Jeff amine D-230 salt, the salt of 2,4,6-tri(dimethylaminomethyl) phenol and sodium hydroxide, C1-C14 alkylsulfonium salt, C1-C14 alkylsulfoxonium salt, C1-C14 alkylphosphonium salt or C1-C14 alkanolphosphonium salt;

wherein, R each independently represents unsubstituted C1-C14 alkyl, C2-C12 alkenyl, C2-C12 alkynyl, C3-C12 cycloalkyl or phenyl; or C1-C14 alkyl optionally substituted by one or more of the following groups: halogen, hydroxy, C1-C6 alkoxy, C1-C6 alkylthio, hydroxy C1-C6 alkoxy, amino, C1-C6 alkylamino, amino C1-C6 alkylamino, phenyl;

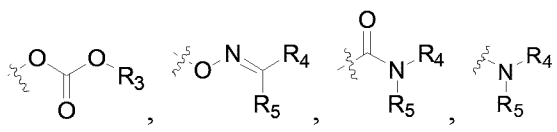
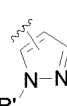
in formula I-1, X represents O or S;

M represents C1-C18 alkyl (preferably C1-C12 alkyl, more preferably C1-C8 alkyl, further preferably C1-C6 alkyl), halo C1-C8 alkyl, C3-C6 cycloalkyl, C2-C6 alkenyl, halo C2-C6 alkenyl, C2-C6 alkynyl, C1-C6 alkoxy, C1-C6 alkoxy carbonyl, C1-C6 alkylsulfonyl, cyano C1-C6 alkyl (preferably cyano C1-C2 alkyl), nitro C1-C6 alkyl (preferably nitro C1-C2 alkyl), C1-C6 alkoxy C1-C6 alkyl (preferably C1-C6 alkoxy C1-C2 alkyl), C1-C6 alkoxy carbonyl C1-C6 alkyl (preferably C1-C6 alkoxy carbonyl C1-C2 alkyl), C2-C6 alkenyloxycarbonyl C1-C6 alkyl (preferably C2-C6 alkenyloxycarbonyl C1-C2 alkyl), -(C1-C6 alkyl)-Z (preferably -(C1-C2

alkyl)-Z), , tetrahydrofuryl, pyridyl, naphthyl, furyl, thienyl,



that is unsubstituted or substituted by C1-C6 alkyl; or phenyl that is unsubstituted or substituted by C1-C6 alkyl, halo C1-C6 alkyl, C1-C6 alkylamino, halogen or C1-C6 alkoxy;

Z represents , tetrahydrofuryl, pyridyl, , thienyl, furyl, naphthyl; or phenyl that is unsubstituted or substituted by at least one group selected from the group consisting of C1-C6 alkyl, C1-C6 alkoxy, halo C1-C6 alkyl, cyano and halogen;

R<sub>3</sub> each independently represents C1-C6 alkyl;

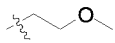




R<sub>4</sub>, R<sub>5</sub>, R<sub>6</sub> each independently represent hydrogen, C1-C6 alkyl or C1-C6 alkoxy carbonyl;


R' represents hydrogen, C1-C6 alkyl or halo C1-C6 alkyl.



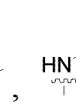
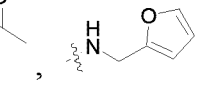
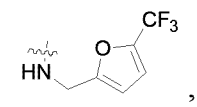
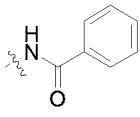
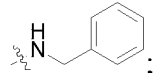
More further preferably, A, B each independently represent fluoro, chloro, bromo, iodo, methyl, ethyl, propyl, isopropyl, trifluoromethyl or cyclopropyl;

C represents hydrogen, fluoro, chloro, bromo, iodo, methyl or trifluoromethyl;

Q represents methyl, ethyl, propyl, isopropyl, cyclopropyl, vinyl, ethynyl, fluoro, chloro, bromo, cyano, amino, nitro, formyl, methoxy, methylthio, methoxycarbonyl, monochloromethyl, monofluoromethyl, difluoromethyl, trifluoromethyl, 2-chloroethyl, 2,2,2-trifluoroethyl,

hydroxymethyl, , , , , , benzyl, naphthyl, furyl, thiazolyl, pyridyl, pyrimidinyl; thiazolyl that is unsubstituted or substituted by chloro; thienyl that is

unsubstituted or substituted by fluoro;  that is unsubstituted or substituted by methyl or fluoro; or phenyl that is unsubstituted or substituted by at least one group selected from the group consisting of methyl, trifluoromethyl, chloro and methoxy;

Y represents  $\text{NH}_2$ , , , , , ,  or ;

the salt is metal salt, ammonium salt  $\text{NH}_4^+$ , primary amine  $\text{RNH}_2$  salt, secondary amine  $(\text{R})_2\text{NH}$  salt, tertiary amine  $(\text{R})_3\text{N}$  salt, quaternary amine salt  $(\text{R})_4\text{N}^+$ , morpholine salt, piperidine salt, pyridine salt, aminopropyl morpholine salt, Jeff amine D-230 salt, the salt of 2,4,6-tri(dimethylaminomethyl) phenol and sodium hydroxide, C1-C6 alkylsulfonium salt, C1-C6 alkylsulfoxonium salt, C1-C6 alkylphosphonium salt, or C1-C6 alkanolphosphonium salt;

wherein, R each independently represents unsubstituted C1-C14 alkyl, C2-C6 alkenyl, C2-C6 alkynyl, C3-C12 cycloalkyl, phenyl or benzyl; or C1-C14 alkyl optionally substituted by one or more of the following groups: hydroxy, C1-C4 alkoxy, C1-C4 alkylthio, hydroxy C1-C4 alkoxy, amino, C1-C4 alkylamino, amino C1-C4 alkylamino;

the salt is preferably alkali metal (such as sodium, lithium, potassium, cesium or rubidium) salt, alkaline earth metal (such as calcium, magnesium, barium or strontium) salt, heavy metal (such as antimony, zinc, bismuth, cadmium, cerium, chromium, cobalt, copper, iron or other metals with a density greater than 4) salt, aluminum salt, amine salt such as ammonium salt, tetramethylammonium salt, tetraethylammonium salt, tetrapropylammonium salt, tetraisopropylammonium salt, tetrabutylammonium salt, benzyltrimethylammonium salt, benzyltriethylammonium salt, choline amine salt, monomethylamine salt, dimethylamine salt, trimethylamine salt, monoethylamine salt, diethylamine salt, triethylamine salt, monoisopropylamine salt, diisopropylamine salt, triisopropylamine salt, monoisobutylamine salt, pentylamine salt, hexylamine salt, heptylamine salt, dodecylamine salt, tetradecylamine salt, diallylamine salt, cyclododecylamine salt, benzylamine salt, monoethanolamine salt, diethanolamine salt, triethanolamine salt, tripropanolamine salt, triisopropanolamine salt, tri(2-hydroxypropyl)amine salt, methylmonoethanolamine salt, dimethylmonoethanolamine salt, methyldiethanolamine salt, diethylethanolamine salt, diglycolamine salt, salt of polyamine (for

example, diethylenetriamine salt, dimethylaminopropylamine salt, 1,2-propyldiamine salt, triethylenetetramine salt, N,N-bis[aminopropyl]methylamine salt), 2-methylthiopropylamine salt,

2-butoxyethylamine salt, AEPD ( salt), tri(methylol) aminomethane ( salt),

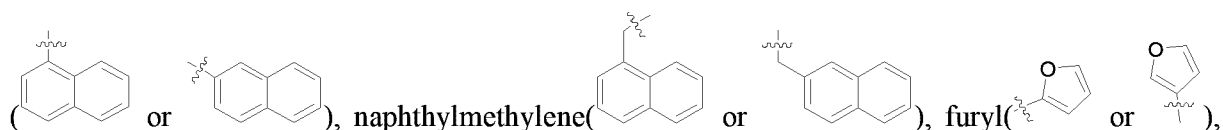
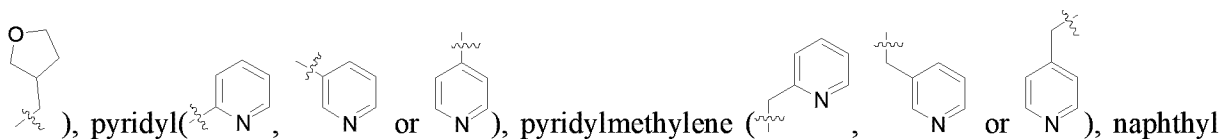
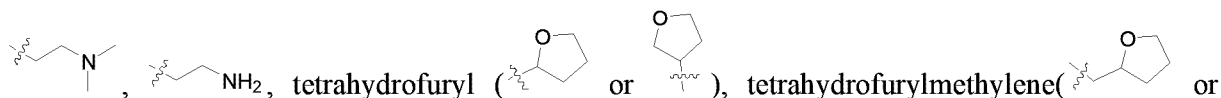
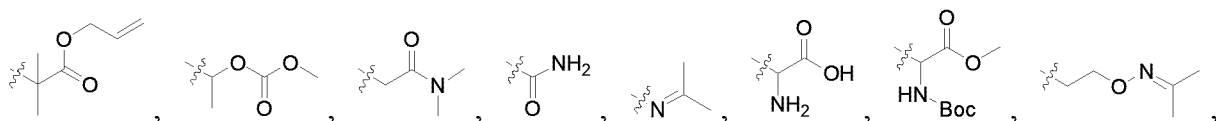
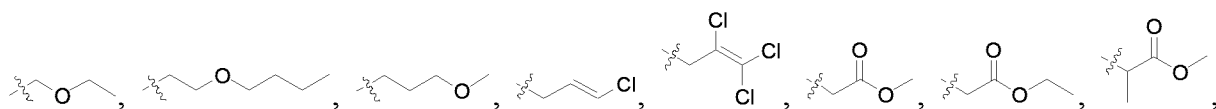
morpholine salt, piperidine salt, pyridine salt, aminopropyl morpholine ( salt), Jeff

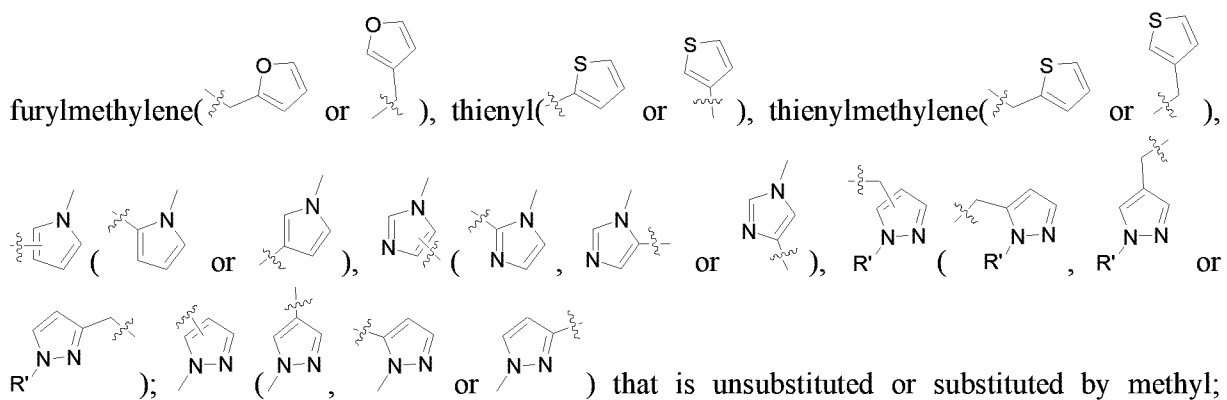
amine D-230 ( , n is 2 or 3) salt, the salt of 2,4,6-tri(dimethylaminomethyl) phenol and sodium hydroxide, sulfonium salt such as alkylsulfonium salt (such as trimethylsulfonium salt, triethylsulfonium salt), alkylsulfoxonium salt, phosphonium salt such as alkylphosphonium salt or alkanolphosphonium salt;

in formula I-1, X represents O or S;

M represents methyl, ethyl, propyl, isopropyl, n-butyl, sec-butyl, isobutyl, tert-butyl, pentyl, hexyl, heptyl, octyl, nonyl, decyl, undecyl, dodecyl, octadecyl, trifluoromethyl, pentafluoroethyl, 3-chlorobutyl, 2-fluoroethyl, 2-chloroethyl, 2-bromoethyl, 2,2-difluoroethyl, 2,2,2-trifluoroethyl, 4,4,4-trifluorobutyl, 2,2,3,3,3-pentafluoropropyl, cyclopropyl, cyclobutyl, cyclopentyl, cyclohexyl,

allyl, 2-propynyl, methoxy, ethoxycarbonyl, methylsulfonyl, CN, NO<sub>2</sub>, O, O,





phenyl that is unsubstituted or substituted by methyl, dimethylamino, chloro, methoxy, trifluoromethyl or isopropyl; or benzyl that is unsubstituted or substituted by trifluoromethyl, bromo, chloro, fluoro, methoxy, cyano or methyl;

R' represents hydrogen, methyl, ethyl or difluoromethyl.

In the definition of the compound represented by the above general formula I and in all the structural formula below, the term, whether used alone or in a compound name, refers to the following substituent: an alkyl group having more than two carbon atoms may be straight or branched. For example, in the compound name “-alkyl-OR””, alkyl may be -CH<sub>2</sub>-, -CH<sub>2</sub>CH<sub>2</sub>-, -CH(CH<sub>3</sub>)-, -C(CH<sub>3</sub>)<sub>2</sub>- and the like. The alkyl group is, for example, C1 alkyl-methyl; C2 alkyl-ethyl; C3 alkyl-propyl such as n-propyl or isopropyl; C4 alkyl-butyl such as n-butyl, isobutyl, tert-butyl or 2-butyl; C5 alkyl-pentyl such as n-pentyl; C6-alkyl-hexyl such as n-hexyl, isohexyl or 1,3-dimethylbutyl. Similarly, alkenyl includes, for example, allyl, 1-methylprop-2-en-1-yl, 2-methylprop-2-en-1-yl, but-2-en-1-yl, but-3-en-1-yl, 1-methylbut-3-en-1-yl and 1-methylbut-2-en-1-yl. Alkynyl includes, for example, propargyl, but-2-yn-1-yl, but-3-yn-1-yl, 1-methylbut-3-yn-1-yl. Multiple bond can be at any position of each unsaturated group. Cycloalkyl is a carbocyclic saturated ring system having, for example, three to six carbon atoms, such as cyclopropyl, cyclobutyl, cyclopentyl or cyclohexyl. Similarly, cycloalkenyl is a monocyclic alkenyl having, for example, three to six carbocyclic members, such as cyclopropenyl, cyclobutenyl, cyclopentenyl, and cyclohexenyl, wherein double bond can be at any position. Halogen is fluorine, chlorine, bromine or iodine.

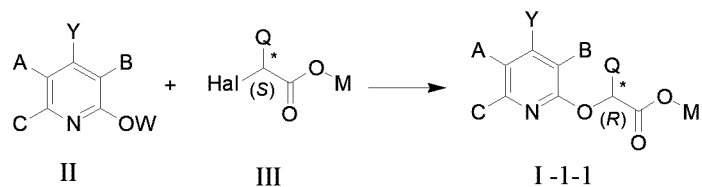
If a group is substituted by a group, it is understood to mean that the group is substituted by one or more identical or different groups selected from those mentioned above. Further, the same or different substitution characters contained in the same or different substituents are independently selected, and may be the same or different.

In addition, unless specifically indicated, the term occurring before or after multiple juxtaposed substituents (separated by “,” or “or”) in the present invention has a limiting effect on

each of the subsequent substituents, for example, the term “unsubstituted or substituted” in the expression “unsubstituted or substituted aryl, heteroaryl, arylalkyl, heteroarylalkyl” has a limiting effect on each of the subsequent groups “aryl”, “heteroaryl”, “arylalkyl” and “heteroarylalkyl”.

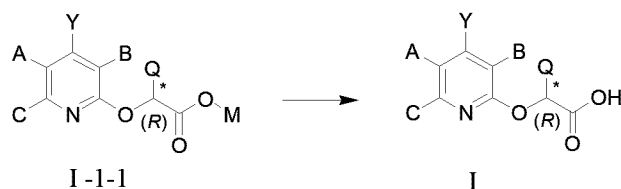
The preparation method of the R-pyridyloxycarboxylic acid and salt, ester derivative thereof comprises the following steps.

A compound of formula III is reacted with a compound of formula II to obtain a compound of formula I-1-1; the reaction scheme is as follows:



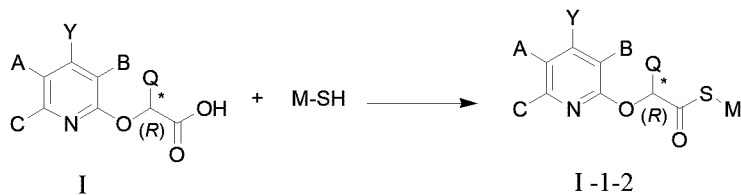
wherein, W represents an alkali metal, preferably K, Na; Hal represents halogen, preferably Br, Cl; the reaction is carried out in the presence of a catalyst and a solvent. Preferably, the catalyst is TBAB, and the solvent is one or more selected from the group consisting of DCM, DCE, ACN, THF, DMF.

The compound of formula I-1-1 is reacted in the presence of a lithium hydroxide aqueous solution and a solvent to obtain a compound of formula I; the reaction scheme is as follows:



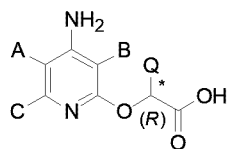
preferably, the solvent is one or more selected from the group consisting of methanol, ethanol, and isopropanol.

The compound of formula I is reacted with M-SH to obtain a compound of formula I-1-2; the reaction scheme is as follows:

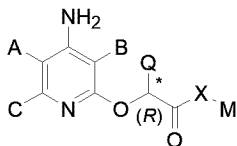


wherein, the reaction is carried out in the presence of a dehydrant and a solvent, preferably the dehydrant is DCC, and the solvent is one or more selected from the group consisting of dichloromethane, dichloroethane, acetonitrile, N,N-dimethylformamide, N,N-dimethylacetamide, dimethyl sulfoxide, tetrahydrofuran, toluene, xylene;

or, when Y represents  $\text{NR}_1\text{R}_2$  ( $\text{R}_1, \text{R}_2$  are not hydrogen at the same time), it is obtained by



reacting a compound of formula I-2 or a compound of formula I-1-3



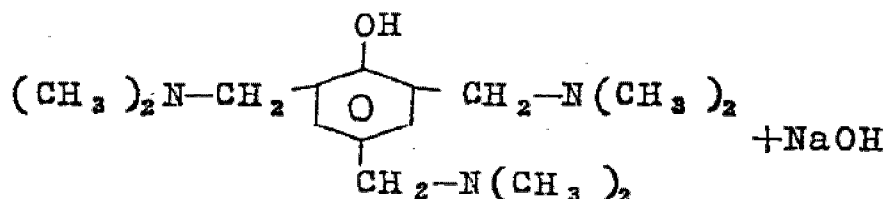
I-1-3 with a corresponding halide;

wherein, the halide is preferably chloride or bromide; the reaction is carried out in the presence of a base and a solvent, wherein the base is one or more selected from the group consisting of sodium hydroxide, potassium hydroxide, sodium carbonate, potassium carbonate, sodium bicarbonate and cesium carbonate; the solvent is one or more selected from the group consisting of THF, 1,4-dioxane, toluene, 1,2-dichloroethane, ethyl acetate, acetonitrile, DMF, acetone, dichloromethane and chloroform; a catalyst, preferably DMAP, is optionally added during the reaction.

The salt is an agrochemically acceptable salt, which is preferably prepared by reacting the R-pyridyloxycarboxylic acid compound of the present invention with a chemically acceptable basic compound.

For example, in the present application, the diethylamine salt is prepared by reacting the R-pyridyloxycarboxylic acid compound of the present invention with diethylamine.

For another example, the salt of 2,4,6-tri(dimethylaminomethyl) phenol and sodium hydroxide refers to the salt obtained by reacting the R-pyridyloxycarboxylic acid compound of the present invention with 2,4,6-tri(dimethylaminomethyl) phenol and sodium hydroxide



The aforesaid agrochemically acceptable salt can be easily separated and can be purified by conventional separation methods such as solvent extraction, dilution, recrystallization, column chromatography, and preparative thin layer chromatography.

The present invention provides a herbicidal composition comprising (i) at least one of an R-type pyridyloxycarboxylic acid of the formula I and salt, ester derivative thereof; preferably, further comprising (ii) one or more further herbicides and/or safeners; more preferably, further comprising (iii) agrochemically acceptable formulation auxiliaries.

The present invention provides a method for controlling a weed comprising applying a herbicidally effective amount of at least one of the R-type pyridyloxycarboxylic acid and salt, ester derivative thereof or the herbicidal composition on a plant or in a weed area. Preferably, the plant is rice, or the weed is a gramineous weed (such as *Echinochloa crusgalli*, *Digitaria sanguinalis*, *Semen Euphorbiae Lathyridis*) or a broad-leaved weed (such as *Monochoria Vaginalis*, *Abutilon theophrasti Medic.*, *Galium aparine*).

Use of at least one of the R-pyridyloxycarboxylic acid and salt, ester derivative thereof or the herbicidal composition for controlling a weed, preferably, the R-pyridyloxycarboxylic acid and salt, ester derivative thereof being used to control a weed in a useful crop, wherein the useful crop is a genetically modified crop or a crop treated by gene editing technology. Preferably, the crop is rice, or the weed is a gramineous weed (such as *Echinochloa crusgalli*, *Digitaria sanguinalis*, *Semen Euphorbiae Lathyridis*) or a broad-leaved weed (such as *Monochoria Vaginalis*, *Abutilon theophrasti Medic.*, *Galium aparine*).

The compounds of the formula I according to the invention have an outstanding herbicidal activity against a broad spectrum of economically important monocotyledonous and dicotyledonous harmful plants. The active compounds also act efficiently on perennial weeds which produce shoots from rhizomes, root stocks or other perennial organs and which are difficult to control. In this context, it is generally immaterial whether the substances are applied pre-sowing, pre-emergence or post-emergence. Specifically, examples may be mentioned of some representatives of the monocotyledonous and dicotyledonous weed flora which can be controlled by the compounds according to the invention, without these being a restriction to certain species. Examples of weed species on which the active compounds act efficiently are, from amongst the monocotyledons, *Avena*, *Lolium*, *Alopecurus*, *Phalaris*, *Echinochloa*, *Digitaria*, *Setaria* and also *Cyperus* species from the annual sector and from amongst the perennial species *Agropyron*, *Cynodon*, *Imperata* and *Sorghum*, and also perennial *Cyperus* species.

In the case of the dicotyledonous weed species, the spectrum of action extends to species such as, for example, *Galium*, *Viola*, *Veronica*, *Lamium*, *Stellaria*, *Amaranthus*, *Sinapis*, *Ipomoea*, *Sida*, *Matricaria* and *Abutilon* from amongst the annuals, and *Convolvulus*, *Cirsium*, *Rumex* and *Artemisia* in the case of the perennial weeds. The active compounds according to the invention also

effect outstanding control of harmful plants which occur under the specific conditions of rice growing such as, for example, *Echinochloa*, *Sagittaria*, *Alisma*, *Eleocharis*, *Scirpus* and *Cyperus*. If the compounds according to the invention are applied to the soil surface prior to germination, then the weed seedlings are either prevented completely from emerging, or the weeds grow until they have reached the cotyledon stage but then their growth stops, and, eventually, after three to four weeks have elapsed, they die completely. In particular, the compounds according to the invention exhibit excellent activity against *Apera spica venti*, *Chenopodium album*, *Lamium purpureum*, *Polygonum convulvulus*, *Stellaria media*, *Veronica hederifolia*, *Veronica persica*, *Viola tricolor* and against *Amaranthus*, *Galium* and *Kochia* species.

Although the compounds according to the invention have an excellent herbicidal activity against monocotyledonous and dicotyledonous weeds, crop plants of economically important crops such as, for example, wheat, barley, rye, rice, corn, sugarbeet, cotton and soya, are not damaged at all, or only to a negligible extent. In particular, they have excellent compatibility in cereals, such as wheat, barley and corn, in particular wheat. For these reasons, the present compounds are highly suitable for selectively controlling undesired plant growth in plantings for agricultural use or in plantings of ornamentals.

Owing to their herbicidal properties, these active compounds can also be employed for controlling harmful plants in crops of known or still to be developed genetically engineered plants. The transgenic plants generally have particularly advantageous properties, for example resistance to certain pesticides, in particular certain herbicides, resistance to plant diseases or causative organisms of plant diseases, such as certain insects or microorganisms such as fungi, bacteria or viruses. Other particular properties relate, for example, to the quantity, quality, storage-stability, composition and to specific ingredients of the harvested product. Thus, transgenic plants having an increased starch content or a modified quality of the starch or those having a different fatty acid composition of the harvested produce are known.

The use of the compounds of the formula I according to the invention or their salts in economically important transgenic crops of useful and ornamental plants, for example of cereal, such as wheat, barley, rye, oats, millet, rice, manioak and corn, or else in crops of sugarbeet, cotton, soya, rapeseed, potato, tomato, pea and other vegetable species is preferred. The compounds of the formula I can preferably be used as herbicides in crops of useful plants which are resistant or which have been made resistant by genetic engineering toward the phytotoxic effects of the herbicides.

Conventional ways for preparing novel plants which have modified properties compared to known plants comprise, for example, traditional breeding methods and the generation of mutants.

Alternatively, novel plants having modified properties can be generated with the aid of genetic engineering methods (see, for example, EP-A 0 221 044, EP-A 0 131 624). For example, there have been described several cases of genetically engineered changes in crop plants in order to modify the starch synthesized in the plants (for example WO 92/11376, WO 92/14827, WO 91/19806),

transgenic crop plants which are resistant to certain herbicides of the glufosinate (Glufosinate ammonium)- (cf., for example, EP-A 0 242 236, EP-A 0 242 246) or glyphosate-type (WO 92/00377), or of the sulfonylurea-type (EP-A 0 257 993, U. S. Pat. No. 5,013,659 A),

transgenic crop plants, for example cotton, having the ability to produce *Bacillus thuringiensis* toxins (Bt toxins) which impart resistance to certain pests to the plants (EP-A 0 142 924, EP-A 0 193 259),

transgenic crop plants having a modified fatty acid composition (WO 91/13972).

Numerous molecular biological techniques which allow the preparation of novel transgenic plants having modified properties are known in principle; see, for example, Sambrook et al. , 1989, *Molecular Cloning, A Laboratory Manual*, 2nd ed. Cold Spring Harbor Laboratory Press, Cold Spring Harbor, N. Y. ; or Winnacker "Gene und Klone" [Genes and Clones], VCH Weinheim, 2nd edition 1996, or Christou, "Trends in Plant Science" 1 (1996) 423-431). In order to carry out such genetic engineering manipulations, it is possible to introduce nucleic acid molecules into plasmids which allow a mutagenesis or a change in the sequence to occur by recombination of DNA sequences. Using the abovementioned standard processes it is possible, for example, to exchange bases, to remove partial sequences or to add natural or synthetic sequences. To link the DNA fragments with each other, it is possible to attach adaptors or linkers to the fragments.

Plant cells having a reduced activity of a gene product can be prepared, for example, by expressing at least one appropriate antisense-RNA, a sense-RNA to achieve a cosuppression effect, or by expressing at least one appropriately constructed ribozyme which specifically cleaves transcripts of the abovementioned gene product.

To this end it is possible to employ both DNA molecules which comprise the entire coding sequence of a gene product including any flanking sequences that may be present, and DNA molecules which comprise only parts of the coding sequence, it being necessary for these parts to be long enough to cause an antisense effect in the cells. It is also possible to use DNA sequences which have a high degree of homology to the coding sequences of a gene product but which are not entirely identical.

When expressing nucleic acid molecules in plants, the synthesized protein can be localized in any desired compartment of the plant cells. However, to achieve localization in a certain

compartment, it is, for example, possible to link the coding region with DNA sequences which ensure localization in a certain compartment. Such sequences are known to the person skilled in the art (see, for example, Braun et al. , EMBO J. 11 (1992), 3219-3227; Wolter et al. , Proc. Natl. Acad. Sci. USA 85 (1988), 846-850; Sonnewald et al. , Plant J. 1 (1991), 95-106).

The transgenic plant cells can be regenerated to whole plants using known techniques. The transgenic plants can in principle be plants of any desired plant species, i. e. both monocotyledonous and dicotyledonous plants. In this manner, it is possible to obtain transgenic plants which have modified properties by overexpression, suppression or inhibition of homologous (=natural) genes or gene sequences or by expression of heterologous (=foreign) genes or gene sequences.

When using the active compounds according to the invention in transgenic crops, in addition to the effects against harmful plants which can be observed in other crops, there are frequently effects which are specific for the application in the respective transgenic crop, for example a modified or specifically broadened spectrum of weeds which can be controlled, modified application rates which can be used for the application, preferably good combinability with the herbicides to which the transgenic crops are resistant, and an effect on the growth and the yield of the transgenic crop plants. The invention therefore also provides for the use of the compounds according to the invention as herbicides for controlling harmful plants in transgenic crop plants.

In addition, the substances according to the invention have outstanding growth-regulating properties in crop plants. They engage in the plant metabolism in a regulating manner and can this be employed for the targeted control of plant constituents and for facilitating harvesting, for example by provoking desiccation and stunted growth. Furthermore, they are also suitable for generally regulating and inhibiting undesirable vegetative growth, without destroying the plants in the process. Inhibition of vegetative growth plays an important role in many monocotyledon and dicotyledon crops because lodging can be reduced hereby, or prevented completely.

The compounds according to the invention can be applied in the customary formulations in the form of wettable powders, emulsifiable concentrates, sprayable solutions, dusts or granules. The invention therefore also provides herbicidal compositions comprising compounds of the formula I. The compounds of the formula I can be formulated in various ways depending on the prevailing biological and/or chemico-physical parameters. Examples of suitable formulation options are: wettable powders (WP), water-soluble powders (SP), water-soluble concentrates, emulsifiable concentrates (EC), emulsions (EW), such as oil-in-water and water-in-oil emulsions, sprayable solutions, suspension concentrates (SC), oil dispersions (OD), oil- or water-based dispersions,

oil-miscible solutions, dusts (DP), capsule suspensions (CS), seed-dressing compositions, granules for broadcasting and soil application, granules (GR) in the form of microgranules, spray granules, coating granules and adsorption granules, water-dispersible granules (WG), water-soluble granules (SG), ULV formulations, microcapsules and waxes. These individual formulation types are known in principle and are described, for example, in Winnacker-Küchler, "Chemische Technologie" [Chemical Technology], Volume 7, C. Hauser Verlag Munich, 4th. Edition 1986; Wade van Valkenburg, "Pesticide Formulations", Marcel Dekker, N. Y. , 1973; K. Martens, "Spray Drying" Handbook, 3rd Ed. 1979, G. Goodwin Ltd. London.

The necessary formulation auxiliaries, such as inert materials, surfactants, solvents and other additives, are likewise known and are described, for example, in Watkins, "Handbook of Insecticide Dust Diluents and Carriers", 2nd Ed. , Darland Books, Caldwell N. J. , H. v. Olphen, "Introduction to Clay Colloid Chemistry"; 2nd Ed. , J. Wiley & Sons, N. Y. ; C. Marsden, "Solvents Guide"; 2nd Ed. , Interscience, N. Y. 1963; McCutcheon's "Detergents and Emulsifiers Annual", MC Publ. Corp. , Ridgewood N. J. ; Sisley and Wood, "Encyclopedia of Surface Active Agents", Chem. Publ. Co. Inc. , N. Y. 1964; Schönfeldt, "Grenzflächenaktive Äthylenoxidaddkte" [Surface-active ethylene oxide adducts], Wiss. Verlagagesell. Stuttgart 1976; Winnacker-Küchler, "Chemische Technologie" [Chemical Technology], Volume 7, C. Hauser Verlag Munich, 4th Edition 1986.

Wettable powders are preparations which are uniformly dispersible in water and which contain, in addition to the active compound and as well as a diluent or inert substance, surfactants of ionic and/or nonionic type (wetting agents, dispersants), for example polyethoxylated alkyl phenols, polyethoxylated fatty alcohols, polyethoxylated fatty amines, fatty alcohol polyglycol ethersulfates, alkanesulfonates, alkylbenzenesulfonates, sodium ligninsulfonate, sodium 2,2'-dinaphthylmethane-6,6'-disulfonate, sodium dibutylnaphthalenesulfonate or else sodium oleoylmethyltaurinate. To prepare the wettable powders, the herbicidally active compounds are finely ground, for example in customary apparatus such as hammer mills, fan mills and air-jet mills, and are mixed simultaneously or subsequently with the formulation auxiliaries.

Emulsifiable concentrates are prepared by dissolving the active compound in an organic solvent, for example butanol, cyclohexanone, dimethylformamide, xylene or else relatively high-boiling aromatic compounds or hydrocarbons or mixtures of the solvents, with the addition of one or more surfactants of ionic and/or nonionic type (emulsifiers). Examples of emulsifiers which can be used are calcium alkylarylsulfonates, such as Ca dodecylbenzenesulfonate, or nonionic emulsifiers, such as fatty acid polyglycol esters, alkylaryl polyglycol ethers, fatty alcohol polyglycol ethers, propylene oxide-ethylene oxide condensation products, alkyl polyethers, sorbitan

esters, for example sorbitan fatty acid esters or polyoxyethylene sorbitan esters, for example polyoxyethylene sorbitan fatty acid esters.

Dusts are obtained by grinding the active compound with finely divided solid substances, for example talc, natural clays, such as kaolin, bentonite and pyrophyllite, or diatomaceous earth. Suspension concentrates can be water- or oil-based. They can be prepared, for example, by wet milling using commercially customary bead mills, with or without the addition of surfactants as already mentioned above, for example, in the case of the other formulation types.

Emulsions, for example oil-in-water emulsions (EW), can be prepared for example by means of stirrers, colloid mills and/or static mixers using aqueous organic solvents and, if desired, surfactants as already mentioned above, for example, in the case of the other formulation types.

Granules can be prepared either by spraying the active compound onto adsorptive, granulated inert material or by applying active-compound concentrates to the surface of carriers such as sand, kaolinites or granulated inert material, by means of adhesive binders, for example polyvinyl alcohol, sodium polyacrylate or else mineral oils. Suitable active compounds can also be granulated in the manner which is customary for the preparation of fertilizer granules, if desired as a mixture with fertilizers. Water-dispersible granules are generally prepared by the customary processes, such as spray-drying, fluidized-bed granulation, disk granulation, mixing using high-speed mixers, and extrusion without solid inert material.

For the preparation of disk, fluidized-bed, extruder and spray granules, see for example processes in "Spray-Drying Handbook" 3rd ed. 1979, G. Goodwin Ltd. , London; J. E. Browning, "Agglomeration", Chemical and Engineering 1967, pages 147 ff. ; "Perry's Chemical Engineer's Handbook", 5th Ed. , McGraw-Hill, New York 1973, pp. 8-57. For further details on the formulation of crop protection products, see for example G. C. Klingman, "Weed Control as a Science", John Wiley and Sons Inc. , New York, 1961, pages 81-96 and J. D. Freyer, S. A. Evans, "Weed Control Handbook", 5th Ed. , Blackwell Scientific Publications, Oxford, 1968, pages 101-103.

The agrochemical formulations generally contain from 0.1 to 99% by weight, in particular from 0.1 to 95% by weight, of active compound of the formula I. In wettable powders the concentration of active compound is, for example, from about 10 to 99% by weight, the remainder to 100% by weight consisting of customary formulation constituents. In emulsifiable concentrates the concentration of active compound can be from about 1 to 90%, preferably from 5 to 80%, by weight. Formulations in the form of dusts contain from 1 to 30% by weight of active compound, preferably most commonly from 5 to 20% by weight of active compound, while sprayable solutions

contain from about 0.05 to 80%, preferably from 2 to 50%, by weight of active compound. In the case of water-dispersible granules the content of active compound depends partly on whether the active compound is in liquid or solid form and on the granulation auxiliaries, fillers, etc. that are used. In water-dispersible granules the content of active compound, for example, is between 1 and 95% by weight, preferably between 10 and 80% by weight.

In addition, said formulations of active compound may comprise the tackifiers, wetting agents, dispersants, emulsifiers, penetrants, preservatives, antifreeze agents, solvents, fillers, carriers, colorants, antifoams, evaporation inhibitors and pH and viscosity regulators which are customary in each case.

Based on these formulations it is also possible to produce combinations with other pesticidally active substances, for example insecticides, acaricides, herbicides and fungicides, and also with safeners, fertilizers and/or growth regulators, for example in the form of a ready-mix or tank mix.

Suitable active compounds which can be combined with the active compounds according to the invention in mixed formulations or in a tank mix are, for example, known active compounds as described in for example *World Herbicide New Product Technology Handbook*, China Agricultural Science and Farming Techniques Press, 2010. 9 and in the literature cited therein. For example the following active compounds may be mentioned as herbicides which can be combined with the compounds of the formula I (note: the compounds are either named by the "common name" in accordance with the International Organization for Standardization (ISO) or by the chemical names, if appropriate together with a customary code number): acetochlor, butachlor, alachlor, propisochlor, metolachlor, s-metolachlor, pretilachlor, propachlor, ethachlor, napropamide, R-left handed napropamide, propanil, mefenacet, diphenamid, diflufenican, ethaprochlor, beflubutamid, bromobutide, dimethenamid, dimethenamid-P, etobenzanid, flufenacet, thenylchlor, metazachlor, isoxaben, flamprop-M-methyl, flamprop-M-propyl, allidochlor, pethoxamid, chloranocryl, cyprazine, mefluidide, monalide, delachlor, prynachlor, terbuchlor, xylachlor, dimethachlor, cisanilide, trimexachlor, clomeprop, propyzamide, pentanochlor, carbetamide, benzoylprop-ethyl, cyprazole, butenachlor, tebutam, benzipram, mogrton, dichlofluanid, naproanilide, diethatyl-ethyl, naptalam, flufenacet, benzadox, chlorthiamid, chlorophthalimide, isocarbamide, picolnafen, atrazine, simazine, prometryn, cyanatryn, simetryn, ametryn, propazine, dipropetryn, SSH-108, terbutryn, terbuthylazine, triaziflam, cyprazine, proglinazine, trietazine, prometon, simetone, aziprotryne, desmetryn, dimethametryn, procyazine, mesoprazine, sebuthylazine, secbumeton, terbumeton, methoprotryne, cyanatryn, ipazine, chlorazine, atraton, pendimethalin, eglinazine, cyanuric acid, indaziflam, chlorsulfuron, metsulfuron-methyl, bensulfuron methyl,

chlorimuron-ethyl, tribenuron-methyl, thifensulfuron-methyl, pyrazosulfuron-ethyl, mesosulfuron, iodosulfuron-methyl sodium, foramsulfuron, cinosulfuron, triasulfuron, sulfometuron methyl, nicosulfuron, ethametsulfuron-methyl, amidosulfuron, ethoxysulfuron, cyclosulfamuron, rimsulfuron, azimsulfuron, flazasulfuron, monosulfuron, monosulfuron-ester, flucarbazone-sodium, flupyrsulfuron-methyl, halosulfuron-methyl, oxasulfuron, imazosulfuron, primisulfuron, propoxycarbazone, prosulfuron, sulfosulfuron, trifloxysulfuron, triflusulfuron-methyl, tritosulfuron, sodium metsulfuron methyl, flucetosulfuron, HNPC-C, orthosulfamuron, propyrisulfuron, metazosulfuron, acifluorfen, fomesafen, lactofen, fluoroglycofen, oxyfluorfen, chlornitrofen, aclonifen, ethoxyfen-ethyl, bifenox, nitrofluorfen, chlomethoxyfen, fluorodifen, fluoronitrofen, furyloxyfen, nitrofen, TOPE, DMNP, PPG1013, AKH-7088, halosafen, chlortoluron, isoproturon, linuron, diuron, dymron, fluometuron, benzthiazuron, methabenzthiazuron, cumyluron, ethidimuron, isouron, tebuthiuron, buturon, chlorbromuron, methyl dymron, phenobenzuron, SK-85, metobromuron, metoxuron, afesin, monuron, siduron, fenuron, fluothiuron, neburon, chloroxuron, noruron, isonoruron, 3-cyclooctyl-1, thiazfluron, tebuthiuron, difenoxuron, parafluron, methylamine tribunil, karbutilate, trimeturon, dimefuron, monisouron, anisuron, methiuron, chloreturon, tetrafluron, phenmedipham, phenmedipham-ethyl, desmedipham, asulam, terbucarb, barban, propham, chlorpropham, rowmate, swep, chlorbufam, carboxazole, chlorprocarb, fenasulam, BCPC, CPPC, carbasulam, butylate, benthocarb, vernolate, molinate, triallate, dimepiperate, esprocarb, pyributicarb, cycloate, avadex, EPTC, ethiolate, orbencarb, pebulate, prosulfocarb, tiocarbazil, CDEC, dimexano, isopolinate, methiobencarb, 2,4-D butyl ester, MCPA-Na, 2,4-D isooctyl ester, MCPA isooctyl ester, 2,4-D sodium salt, 2,4-D dimethylamine salt, MCPA-thioethyl, MCPA, 2,4-D propionic acid, high 2,4-D propionic acid salt, 2,4-D butyric acid, MCPA propionic acid, MCPA propionic acid salt, MCPA butyric acid, 2,4,5-D, 2,4,5-D propionic acid, 2,4,5-D butyric acid, MCPA amine salt, dicamba, erbon, chlorfenac, saison, TBA, chloramben, methoxy-TBA, diclofop-methyl, fluazifop-butyl, fluazifop-p-butyl, haloxyfop-methyl, haloxyfop-P, quizalofop-ethyl, quizalofop-p-ethyl, fenoxaprop-ethyl, fenoxaprop-p-ethyl, propaquizafop, cyhalofop-butyl, metamifop, clodinafop-propargyl, fenthiaprop-ethyl, chloroazifop-propynyl, poppenate-methyl, trifopsime, isoxapyrifop, paraquat, diquat, oryzalin, ethalfluralin, isopropalin, nitralin, profluralin, prodinamine, benfluralin, fluchloraline, dinitramina, dipropalin, chlornidine, methalpropalin, dinoprop, glyphosate, anilofos, glufosinate ammonium, amiprofos-methyl, sulphosate, piperophos, bialaphos-sodium, bensulide, butamifos, phocarb, 2,4-DEP, H-9201, zytron, imazapyr, imazethapyr, imazaquin, imazamox, imazamox ammonium salt, imazapic, imazamethabenz-methyl, fluroxypyr, fluroxypyr isooctyl ester, clopyralid, picloram, trichlopyr,

dithiopyr, haloxydine, 3,5,6-trichloro-2-pyridinol, thiazopyr, fluridone, aminopyralid, diflufenoxypyridyl, trifluralin, Clodinate, sethoxydim, clethodim, cycloxydim, alloxydim, clefoxydim, butoxydim, tralkoxydim, tepraloxym, buthiazole, metribuzin, hexazinone, metamitron, ethiozin, ametrifone, amibuzin, bromoxynil, bromoxynil octanoate, ioxynil octanoate, ioxynil, dichlobenil, diphenatril, pyraclonil, chloroxynil, iodobonil, flumetsulam, florasulam, penoxsulam, metosulam, cloransulam-methyl, diclosulam, pyroxsulam, benfuresate, bispyribac-sodium, pyribenzoxim, pyriftalid, pyriminobac-methyl, pyriithiobac-sodium, benzobicylon, mesotrione, sulcotrione, tembotrione, tefuryltrione, bicyclopyrone, ketopiradox, isoxaflutole, clomazone, fenoxasulfone, methiozolin, fluazolate, pyraflufen-ethyl, pyrazolynate, difenzoquat, pyrazoxyfen, benzofenap, nipyraclufen, pyrasulfotole, topramezone, pyroxasulfone, cafenstrole, flupoxam, aminotriazole, amicarbazone, azafenidin, carfentrazone-ethyl, sulfentrazone, bencarbazone, benzfendione, butafenacil, bromacil, isocil, lenacil, terbacil, flupropril, cinidon-ethyl, flumiclorac-pentyl, flumioxazin, propyzamide, MK-129, flumezin, pentachlorophenol, dinoseb, dinoterb, dinoterb acetate, dinosam, DNOC, chloronitrophenol, medinoterb acetate, dinofenate, oxadiargyl, oxadiazon, pentoxazone, Flufenacet, fluthiacet-methyl, fentrazamide, flufenpyr-ethyl, pyrazon, brompyrazon, metflurazone, kusakira, dimidazon, oxapyrazon, norflurazone, pyridafol, quinclorac, quinmerac, bentazone, pyridate, oxaziclomefone, benazolin, clomazone, cinmethylin, ZJ0702, pyribambenz-propyl, indanofan, sodium chlorate, dalapon, trichloroacetic acid, monochloroacetic acid, hexachloroacetone, flupropanate, cyperquat, bromfenoxim, epronaz, methazole, flurtamone, benfuresate, ethofumesate, tioclorim, chlorthal, fluorchloridone, tavron, acrolein, bentranil, tridiphane, chlorfenpropmethyl, thidiazuron, phenisopham, busoxinone, methoxyphenone, saflufenacil, clacyfos, chloropon, alorac, diethamquat, etniproamid, iprymidam, ipfencarbazone, thiencarbazone-methyl, pyrimisulfan, chlorflurazole, tripropindan, sulglycapin, prosulfalin, cambendiclor, aminocyclopyrachlor, rodethanil, benoxacor, fenclorim, flurazole, fenclorazole-ethyl, cloquintocet-mexyl, oxabetrinil, MG/91, cyometrinil, DKA-24, mefenpyr-diethyl, furilazole, fluxofenim, isoxadifen-ethyl, dichlormid, halauxifen-methyl, DOW florpyrauxifen, UBH-509, D489, LS 82-556, KPP-300, NC-324, NC-330, KH-218, DPX-N8189, SC-0744, DOWCO535, DK-8910, V-53482, PP-600, MBH-001, KIH-9201, ET-751, KIH-6127 and KIH-2023.

In the context of the present specification, if an abbreviation of a generic name of an active compound is used, it includes in each case all customary derivatives, such as esters and salts, as well as isomers, in particular optical isomers, especially one or more commercially available forms. If the generic name denotes an ester or a salt, it also includes in each case all other conventional

derivatives, such as other esters and salts, free acids and neutral compounds, as well as isomers, in particular optical isomers, especially one or more commercially available forms. The chemical name given to a compound means at least one compound encompassed by the generic name, and generally the preferred compound.

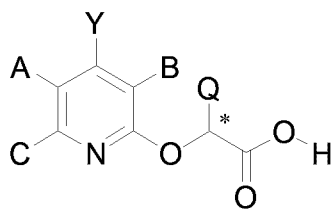
For use, the formulations which are present in commercially available form are, if appropriate, diluted in the customary manner, for example using water in the case of wettable powders, emulsifiable concentrates, dispersions and water-dispersible granules. Products in the form of dusts, granules for soil application or broadcasting and sprayable solutions are usually not further diluted with other inert substances prior to use. The application rate of the compounds of the formula I required varies with the external conditions, such as temperature, humidity, the nature of the herbicide used and the like. It can vary within wide limits, for example between 0.001 and 1.0 kg a.i./ha or more of active substance, but it is preferably between 0.005 and 750 g a.i./ha, in particular between 0.005 and 500 g a.i./ha.

### Specific Mode for Carrying out the Invention

The following examples are intended to illustrate the present invention and should not be construed as limiting the present invention in any way. The scope for which protection is sought in the present invention is intended to be defined by the claims.

















In view of economics and variety of a compound, we preferably synthesized several compounds, part of which are listed in the following Tables 1-2. The structure and information of a certain compound are shown in Tables 1-3. The compounds in Tables 1-2 are listed for further explication of the present invention, other than any limit therefor. The subject of the present invention should not be interpreted by those skilled in the art as being limited to the following compounds.


















Table 1: The structure of compounds (*R configuration*)

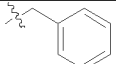



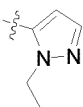
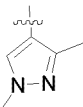
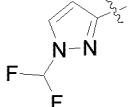
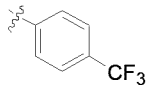
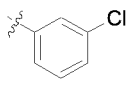
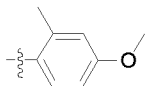
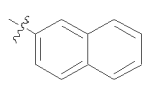




I

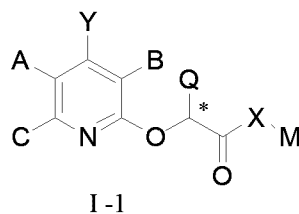
No.	A	B	C	Q	Y
1-1	F	F	F		NH <sub>2</sub>
1-2	Cl	Cl	Cl	CH <sub>3</sub>	NH <sub>2</sub>
1-3	Cl	Cl	H		NH <sub>2</sub>

1-4	Cl	Cl	F		NH <sub>2</sub>
1-5	Cl	Cl	CH <sub>3</sub>	CH <sub>3</sub>	NH <sub>2</sub>
1-6	Cl	Cl	CF <sub>3</sub>		NH <sub>2</sub>
1-7	CH <sub>3</sub>	CH <sub>3</sub>	F	CH <sub>3</sub>	NH <sub>2</sub>
1-8	Et	Et	CF <sub>3</sub>	CH <sub>3</sub>	NH <sub>2</sub>
1-9		Cl	H	CH <sub>3</sub>	NH <sub>2</sub>
1-10		Cl	Cl	CH <sub>3</sub>	NH <sub>2</sub>
1-11	F		CF <sub>3</sub>	CH <sub>3</sub>	NH <sub>2</sub>
1-12	Br	Br	F	CH <sub>3</sub>	NH <sub>2</sub>
1-13	I	I	H	CH <sub>3</sub>	NH <sub>2</sub>
1-14			F		NH <sub>2</sub>
1-15	CF <sub>3</sub>	Cl	F	CH <sub>3</sub>	NH <sub>2</sub>
1-16	Cl	CF <sub>3</sub>	H		NH <sub>2</sub>
1-17	Cl	Cl	I	CH <sub>3</sub>	NH <sub>2</sub>
1-18	Cl		Br		NH <sub>2</sub>
1-19	CH <sub>3</sub>	CH <sub>3</sub>	CH <sub>3</sub>	CH <sub>3</sub>	NH <sub>2</sub>
1-20	Cl	CH <sub>3</sub>	F	CH <sub>3</sub>	NH <sub>2</sub>
1-21	Cl	CH <sub>3</sub>	H	CH <sub>3</sub>	NH <sub>2</sub>
1-22	Cl		F	CH <sub>3</sub>	NH <sub>2</sub>
1-23	F	F	CF <sub>3</sub>	CH <sub>3</sub>	NH <sub>2</sub>
1-24	CH <sub>3</sub>		F	CH <sub>3</sub>	NH <sub>2</sub>
1-25	Cl	CH <sub>3</sub>	Br	CH <sub>3</sub>	NH <sub>2</sub>
1-26	Cl	Cl	F	CH <sub>3</sub>	NH <sub>2</sub>
1-27	Cl	Cl	F	Et	NH <sub>2</sub>
1-28	Cl	Cl	F		NH <sub>2</sub>
1-29	Cl	Cl	F		NH <sub>2</sub>
1-30	Cl	Cl	F		NH <sub>2</sub>
1-31	Cl	Cl	F		NH <sub>2</sub>













					
1-32	Cl	Cl	F		NH <sub>2</sub>
1-33	Cl	Cl	F		NH <sub>2</sub>
1-34	Cl	Cl	F		NH <sub>2</sub>
1-35	Cl	Cl	F		NH <sub>2</sub>
1-36	Cl	Cl	F	F	NH <sub>2</sub>
1-37	Cl	Cl	F	Cl	NH <sub>2</sub>
1-38	Cl	Cl	F	Br	NH <sub>2</sub>
1-39	Cl	Cl	F		NH <sub>2</sub>
1-40	Cl	Cl	F		NH <sub>2</sub>
1-41	Cl	Cl	F		NH <sub>2</sub>
1-42	Cl	Cl	F		NH <sub>2</sub>
1-43	Cl	Cl	F	CF <sub>3</sub>	NH <sub>2</sub>
1-44	Cl	Cl	F		NH <sub>2</sub>
1-45	Cl	Cl	F	CN	NH <sub>2</sub>
1-46	Cl	Cl	F		NH <sub>2</sub>
1-47	Cl	Cl	F	NH <sub>2</sub>	NH <sub>2</sub>
1-48	Cl	Cl	F		NH <sub>2</sub>
1-49	Cl	Cl	F		NH <sub>2</sub>
1-50	Cl	Cl	F		NH <sub>2</sub>
1-51	Cl	Cl	F	NO <sub>2</sub>	NH <sub>2</sub>
1-52	Cl	Cl	F		NH <sub>2</sub>
1-53	Cl	Cl	F		NH <sub>2</sub>
1-54	Cl	Cl	F		NH <sub>2</sub>


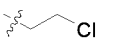
























1-55	Cl	Cl	F		NH <sub>2</sub>
1-56	Cl	Cl	F		NH <sub>2</sub>
1-57	Cl	Cl	F		NH <sub>2</sub>
1-58	Cl	Cl	F		NH <sub>2</sub>
1-59	Cl	Cl	F		NH <sub>2</sub>
1-60	Cl	Cl	F		NH <sub>2</sub>
1-61	Cl	Cl	F		NH <sub>2</sub>
1-62	Cl	Cl	F		NH <sub>2</sub>
1-63	Cl	Cl	F		NH <sub>2</sub>
1-64	Cl	Cl	F		NH <sub>2</sub>
1-65	Cl	Cl	F		NH <sub>2</sub>
1-66	Cl	Cl	F		NH <sub>2</sub>
1-67	Cl	Cl	F		NH <sub>2</sub>



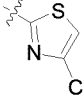
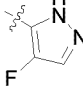









1-68	Cl	Cl	F	CH <sub>3</sub>	
1-69	Cl	Cl	F		
1-70	Cl	Cl	F	CH <sub>3</sub>	
1-71	Cl	Cl	F	CH <sub>3</sub>	
1-72	Cl	Cl	F	CH <sub>3</sub>	
1-73	Cl	Cl	F	CH <sub>3</sub>	
















Table 2: The structure of derivatives (*R* configuration)







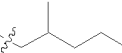
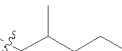
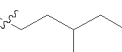
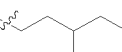
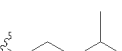
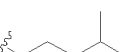


No.	A	B	C	Q	X	Y	salt/M
2-1	Cl	Cl	F		O	NH <sub>2</sub>	sodium salt
2-2	Cl	Cl	F	CH <sub>3</sub>	S	NH <sub>2</sub>	calcium salt
2-3	Cl	Cl	F	CH <sub>3</sub>	O	NH <sub>2</sub>	ammonium salt
2-4	Cl	Cl	F	CH <sub>3</sub>	S	NH <sub>2</sub>	tetramethylammonium salt
2-5	Cl	Cl	F	Et	O	NH <sub>2</sub>	benzyltrimethylammonium salt
2-6	Cl	Cl	F		O	NH <sub>2</sub>	choline amine salt
2-7	Cl	Cl	F	CH <sub>3</sub>	O	NH <sub>2</sub>	dimethylamine salt
2-8	Cl	Cl	F		O	NH <sub>2</sub>	monoisopropylamine salt
2-9	Cl	Cl	F	Et	S	NH <sub>2</sub>	benzylamine salt
2-10	Cl	Cl	F	Et	O	NH <sub>2</sub>	monoethanolamine salt
2-11	Cl	Cl	F		O	NH <sub>2</sub>	diglycolamine salt
2-12	Cl	Cl	F	Et	S	NH <sub>2</sub>	diallylamine salt
2-13	Cl	Cl	F		O	NH <sub>2</sub>	cyclododecylamine salt

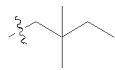
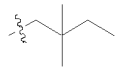
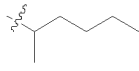
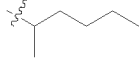
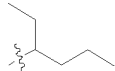
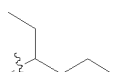
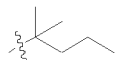
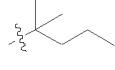




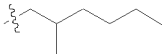
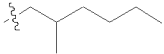
							
2-14	Cl	Cl	F	CH <sub>3</sub>	O	NH <sub>2</sub>	dimethylmonoethanolamine salt
2-15	Cl	Cl	F		O	NH <sub>2</sub>	diethylenetriamine salt
2-16	Cl	Cl	F		O	NH <sub>2</sub>	dimethylaminopropylamine salt
2-17	Cl	Cl	F	CH <sub>3</sub>	S	NH <sub>2</sub>	1,2-propyldiamine salt
2-18	Cl	Cl	F	Et	S	NH <sub>2</sub>	triethylenetetramine salt
2-19	Cl	Cl	F		O	NH <sub>2</sub>	N,N-bis[aminopropyl]methylamine salt
2-20	Cl	Cl	F		S	NH <sub>2</sub>	2-methylthiopropylamine salt
2-21	Cl	Cl	F		O	NH <sub>2</sub>	2-butoxyethylamine salt
2-22	Cl	Cl	F	CH <sub>3</sub>	O	NH <sub>2</sub>	AEPD salt
2-23	Cl	Cl	F		O	NH <sub>2</sub>	tri(methylol) aminomethane salt
2-24	Cl	Cl	F	CH <sub>3</sub>	O	NH <sub>2</sub>	morpholine salt
2-25	Cl	Cl	F	Et	S	NH <sub>2</sub>	aminopropyl morpholine salt
2-26	Cl	Cl	F	CH <sub>3</sub>	S	NH <sub>2</sub>	Jeff amine D-230 salt
2-27	Cl	Cl	F	Et	O	NH <sub>2</sub>	the salt of 2,4,6-tri(dimethylaminomethyl) phenol and sodium hydroxide
2-28	Cl	CH <sub>3</sub>	H	CH <sub>3</sub>	O	NH <sub>2</sub>	CH <sub>3</sub>
2-29	Cl	CH <sub>3</sub>	F	CH <sub>3</sub>	O	NH <sub>2</sub>	CH <sub>3</sub>
2-30	Cl	Cl	H	CH <sub>3</sub>	O	NH <sub>2</sub>	CH <sub>3</sub>
2-31	Cl	Cl	Cl	CH <sub>3</sub>	O	NH <sub>2</sub>	CH <sub>3</sub>
2-32	Cl	Cl	CH <sub>3</sub>	CH <sub>3</sub>	O	NH <sub>2</sub>	CH <sub>3</sub>
2-33	Cl	Cl	F	Et	S	NH <sub>2</sub>	CH <sub>3</sub>
2-34	Cl	Cl	F	Et	O	NH <sub>2</sub>	CH <sub>3</sub>
2-35	Cl	Cl	F		O	NH <sub>2</sub>	CH <sub>3</sub>
2-36	Cl	Cl	F		S	NH <sub>2</sub>	CH <sub>3</sub>
2-37	Cl	Cl	F		O	NH <sub>2</sub>	CH <sub>3</sub>
2-38	Cl	Cl	F		O	NH <sub>2</sub>	CH <sub>3</sub>
2-39	Cl	Cl	F	CF <sub>3</sub>	O	NH <sub>2</sub>	CH <sub>3</sub>
2-40	Cl	Cl	F		O	NH <sub>2</sub>	CH <sub>3</sub>
2-41	Cl	Cl	F		O	NH <sub>2</sub>	CH <sub>3</sub>

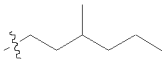
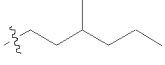
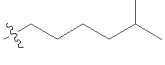
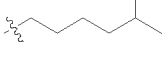
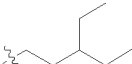
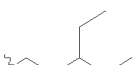
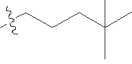
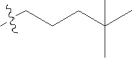
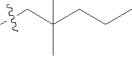
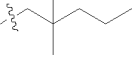
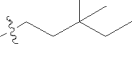
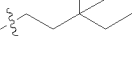
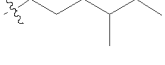

							
2-42	Cl	Cl	F		O	NH <sub>2</sub>	CH <sub>3</sub>
2-43	Cl	Cl	F		O	NH <sub>2</sub>	CH <sub>3</sub>
2-44	Cl	Cl	F		O	NH <sub>2</sub>	CH <sub>3</sub>
2-45	Cl	Cl	F		O	NH <sub>2</sub>	CH <sub>3</sub>
2-46	Cl	Cl	F		O	NH <sub>2</sub>	CH <sub>3</sub>
2-47	Cl	Cl	F		O	NH <sub>2</sub>	CH <sub>3</sub>
2-48	Cl	Cl	F		O	NH <sub>2</sub>	CH <sub>3</sub>
2-49	Cl	Cl	F		O	NH <sub>2</sub>	CH <sub>3</sub>
2-50	Cl	Cl	F		O	NH <sub>2</sub>	CH <sub>3</sub>
2-51	Cl	Cl	F		O	NH <sub>2</sub>	CH <sub>3</sub>
2-52	Cl	Cl	F		O	NH <sub>2</sub>	CH <sub>3</sub>
2-53	Cl	Cl	F		O	NH <sub>2</sub>	CH <sub>3</sub>
2-54	Cl	Cl	F			NH <sub>2</sub>	CH <sub>3</sub>
2-55	Cl	Cl	F			NH <sub>2</sub>	CH <sub>3</sub>
2-56	Cl	Cl	F		O	NH <sub>2</sub>	CH <sub>3</sub>
2-57	Cl	Cl	F		O	NH <sub>2</sub>	CH <sub>3</sub>
2-58	Cl	Cl	F		O	NH <sub>2</sub>	CH <sub>3</sub>
2-59	Cl	Cl	F		O	NH <sub>2</sub>	CH <sub>3</sub>
2-60	Cl	Cl	F		O	NH <sub>2</sub>	CH <sub>3</sub>
2-61	Cl	Cl	F		O	NH <sub>2</sub>	CH <sub>3</sub>
2-62	Cl	Cl	F		O	NH <sub>2</sub>	CH <sub>3</sub>
2-63	Cl	Cl	F		O	NH <sub>2</sub>	CH <sub>3</sub>
2-64	Cl	Cl	F		O	NH <sub>2</sub>	CH <sub>3</sub>

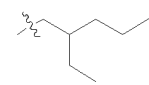
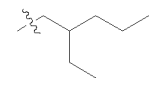
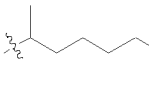
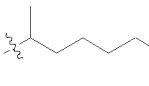
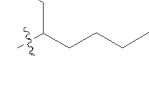
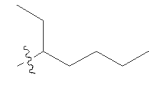
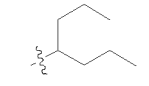
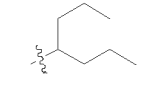
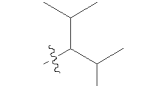
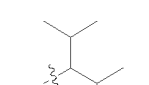
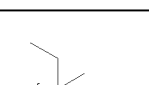
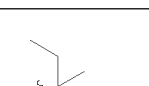
2-65	Cl	Cl	F		O	NH <sub>2</sub>	CH <sub>3</sub>
2-66	Cl	Cl	F		O	NH <sub>2</sub>	CH <sub>3</sub>
2-67	Cl	Cl	F		O	NH <sub>2</sub>	CH <sub>3</sub>
2-68	Cl	Cl	F		O	NH <sub>2</sub>	CH <sub>3</sub>
2-69	Cl	Cl	F	CH <sub>3</sub>	O	NH <sub>2</sub>	CH <sub>3</sub>
2-70	Cl	Cl	F	CH <sub>3</sub>	S	NH <sub>2</sub>	CH <sub>3</sub>
2-71	Cl	Cl	F	CH <sub>3</sub>	O	NH <sub>2</sub>	Et
2-72	Cl	Cl	F	CH <sub>3</sub>	S	NH <sub>2</sub>	Et
2-73	Cl	Cl	F	CH <sub>3</sub>	O	NH <sub>2</sub>	
2-74	Cl	Cl	F	CH <sub>3</sub>	S	NH <sub>2</sub>	
2-75	Cl	Cl	F	CH <sub>3</sub>	O	NH <sub>2</sub>	
2-76	Cl	Cl	F	CH <sub>3</sub>	S	NH <sub>2</sub>	
2-77	Cl	Cl	F	CH <sub>3</sub>	O	NH <sub>2</sub>	
2-78	Cl	Cl	F	CH <sub>3</sub>	S	NH <sub>2</sub>	
2-79	Cl	Cl	F	CH <sub>3</sub>	O	NH <sub>2</sub>	
2-80	Cl	Cl	F	CH <sub>3</sub>	S	NH <sub>2</sub>	
2-81	Cl	Cl	F	CH <sub>3</sub>	O	NH <sub>2</sub>	
2-82	Cl	Cl	F	CH <sub>3</sub>	S	NH <sub>2</sub>	

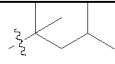
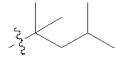
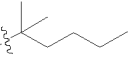
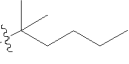
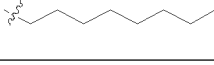

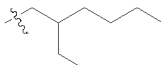
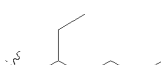
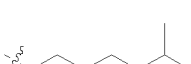
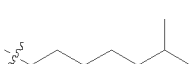
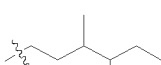

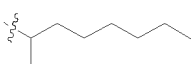
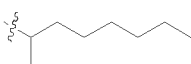
							
2-83	Cl	Cl	F	CH <sub>3</sub>	O	NH <sub>2</sub>	
2-84	Cl	Cl	F	CH <sub>3</sub>	S	NH <sub>2</sub>	
2-85	Cl	Cl	F	CH <sub>3</sub>	O	NH <sub>2</sub>	
2-86	Cl	Cl	F	CH <sub>3</sub>	S	NH <sub>2</sub>	
2-87	Cl	Cl	F	CH <sub>3</sub>	O	NH <sub>2</sub>	
2-88	Cl	Cl	F	CH <sub>3</sub>	S	NH <sub>2</sub>	
2-89	Cl	Cl	F	CH <sub>3</sub>	O	NH <sub>2</sub>	
2-90	Cl	Cl	F	CH <sub>3</sub>	S	NH <sub>2</sub>	
2-91	Cl	Cl	F	CH <sub>3</sub>	O	NH <sub>2</sub>	
2-92	Cl	Cl	F	CH <sub>3</sub>	S	NH <sub>2</sub>	
2-93	Cl	Cl	F	CH <sub>3</sub>	O	NH <sub>2</sub>	
2-94	Cl	Cl	F	CH <sub>3</sub>	S	NH <sub>2</sub>	
2-95	Cl	Cl	F	CH <sub>3</sub>	O	NH <sub>2</sub>	
2-96	Cl	Cl	F	CH <sub>3</sub>	S	NH <sub>2</sub>	

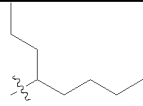
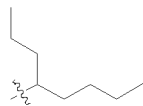
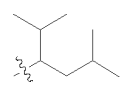
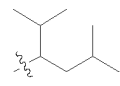
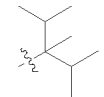
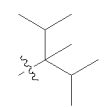
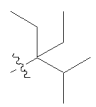
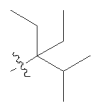
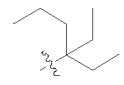
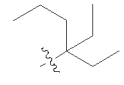


2-97	Cl	Cl	F	CH <sub>3</sub>	O	NH <sub>2</sub>	
2-98	Cl	Cl	F	CH <sub>3</sub>	S	NH <sub>2</sub>	
2-99	Cl	Cl	F	CH <sub>3</sub>	O	NH <sub>2</sub>	
2-100	Cl	Cl	F	CH <sub>3</sub>	S	NH <sub>2</sub>	
2-101	Cl	Cl	F	CH <sub>3</sub>	O	NH <sub>2</sub>	
2-102	Cl	Cl	F	CH <sub>3</sub>	S	NH <sub>2</sub>	
2-103	Cl	Cl	F	CH <sub>3</sub>	O	NH <sub>2</sub>	
2-104	Cl	Cl	F	CH <sub>3</sub>	S	NH <sub>2</sub>	
2-105	Cl	Cl	F	CH <sub>3</sub>	O	NH <sub>2</sub>	
2-106	Cl	Cl	F	CH <sub>3</sub>	S	NH <sub>2</sub>	
2-107	Cl	Cl	F	CH <sub>3</sub>	O	NH <sub>2</sub>	
2-108	Cl	Cl	F	CH <sub>3</sub>	S	NH <sub>2</sub>	
2-109	Cl	Cl	F	CH <sub>3</sub>	O	NH <sub>2</sub>	
2-110	Cl	Cl	F	CH <sub>3</sub>	S	NH <sub>2</sub>	


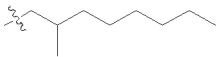
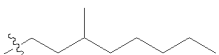
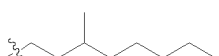
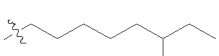

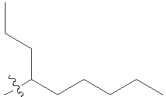
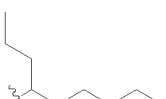
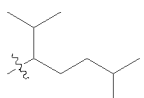
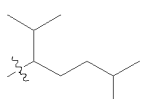
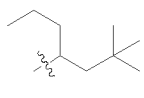
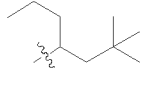

2-111	Cl	Cl	F	CH <sub>3</sub>	O	NH <sub>2</sub>	
2-112	Cl	Cl	F	CH <sub>3</sub>	S	NH <sub>2</sub>	
2-113	Cl	Cl	F	CH <sub>3</sub>	O	NH <sub>2</sub>	
2-114	Cl	Cl	F	CH <sub>3</sub>	S	NH <sub>2</sub>	
2-115	Cl	Cl	F	CH <sub>3</sub>	O	NH <sub>2</sub>	
2-116	Cl	Cl	F	CH <sub>3</sub>	S	NH <sub>2</sub>	
2-117	Cl	Cl	F	CH <sub>3</sub>	O	NH <sub>2</sub>	
2-118	Cl	Cl	F	CH <sub>3</sub>	S	NH <sub>2</sub>	
2-119	Cl	Cl	F	CH <sub>3</sub>	O	NH <sub>2</sub>	
2-120	Cl	Cl	F	CH <sub>3</sub>	S	NH <sub>2</sub>	
2-121	Cl	Cl	F	CH <sub>3</sub>	O	NH <sub>2</sub>	
2-122	Cl	Cl	F	CH <sub>3</sub>	S	NH <sub>2</sub>	
2-123	Cl	Cl	F	CH <sub>3</sub>	O	NH <sub>2</sub>	
2-124	Cl	Cl	F	CH <sub>3</sub>	S	NH <sub>2</sub>	


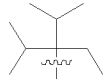
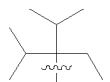
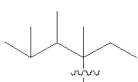
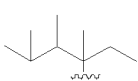


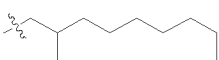
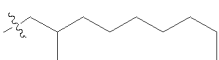
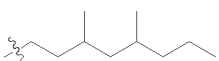
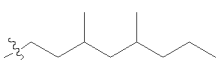
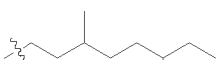

2-125	Cl	Cl	F	CH <sub>3</sub>	O	NH <sub>2</sub>	
2-126	Cl	Cl	F	CH <sub>3</sub>	S	NH <sub>2</sub>	
2-127	Cl	Cl	F	CH <sub>3</sub>	O	NH <sub>2</sub>	
2-128	Cl	Cl	F	CH <sub>3</sub>	S	NH <sub>2</sub>	
2-129	Cl	Cl	F	CH <sub>3</sub>	O	NH <sub>2</sub>	
2-130	Cl	Cl	F	CH <sub>3</sub>	S	NH <sub>2</sub>	
2-131	Cl	Cl	F	CH <sub>3</sub>	O	NH <sub>2</sub>	
2-132	Cl	Cl	F	CH <sub>3</sub>	S	NH <sub>2</sub>	
2-133	Cl	Cl	F	CH <sub>3</sub>	O	NH <sub>2</sub>	
2-134	Cl	Cl	F	CH <sub>3</sub>	S	NH <sub>2</sub>	
2-135	Cl	Cl	F	CH <sub>3</sub>	O	NH <sub>2</sub>	
2-136	Cl	Cl	F	CH <sub>3</sub>	S	NH <sub>2</sub>	
2-137	Cl	Cl	F	CH <sub>3</sub>	O	NH <sub>2</sub>	
2-138	Cl	Cl	F	CH <sub>3</sub>	S	NH <sub>2</sub>	

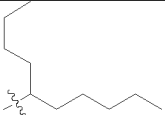
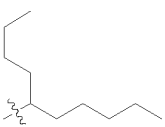
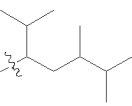
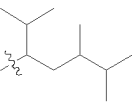
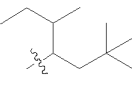
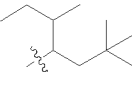
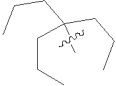
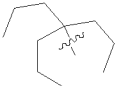


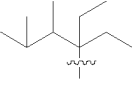
2-139	Cl	Cl	F	CH <sub>3</sub>	O	NH <sub>2</sub>	
2-140	Cl	Cl	F	CH <sub>3</sub>	S	NH <sub>2</sub>	
2-141	Cl	Cl	F	CH <sub>3</sub>	O	NH <sub>2</sub>	
2-142	Cl	Cl	F	CH <sub>3</sub>	S	NH <sub>2</sub>	
2-143	Cl	Cl	F	CH <sub>3</sub>	O	NH <sub>2</sub>	
2-144	Cl	Cl	F	CH <sub>3</sub>	S	NH <sub>2</sub>	
2-145	Cl	Cl	F	CH <sub>3</sub>	O	NH <sub>2</sub>	
2-146	Cl	Cl	F	CH <sub>3</sub>	S	NH <sub>2</sub>	
2-147	Cl	Cl	F	CH <sub>3</sub>	O	NH <sub>2</sub>	
2-148	Cl	Cl	F	CH <sub>3</sub>	S	NH <sub>2</sub>	
2-149	Cl	Cl	F	CH <sub>3</sub>	O	NH <sub>2</sub>	
2-150	Cl	Cl	F	CH <sub>3</sub>	S	NH <sub>2</sub>	
2-151	Cl	Cl	F	CH <sub>3</sub>	O	NH <sub>2</sub>	

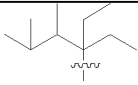


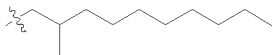
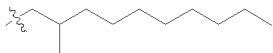
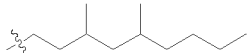
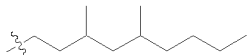
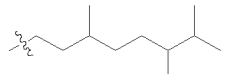
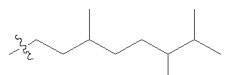
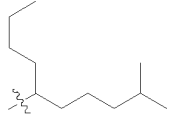
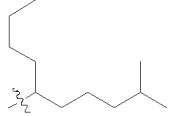
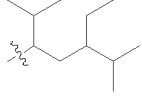
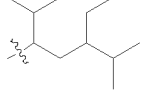
							
2-152	Cl	Cl	F	CH <sub>3</sub>	S	NH <sub>2</sub>	
2-153	Cl	Cl	F	CH <sub>3</sub>	O	NH <sub>2</sub>	
2-154	Cl	Cl	F	CH <sub>3</sub>	S	NH <sub>2</sub>	
2-155	Cl	Cl	F	CH <sub>3</sub>	O	NH <sub>2</sub>	
2-156	Cl	Cl	F	CH <sub>3</sub>	S	NH <sub>2</sub>	
2-157	Cl	Cl	F	CH <sub>3</sub>	O	NH <sub>2</sub>	
2-158	Cl	Cl	F	CH <sub>3</sub>	S	NH <sub>2</sub>	
2-159	Cl	Cl	F	CH <sub>3</sub>	O	NH <sub>2</sub>	
2-160	Cl	Cl	F	CH <sub>3</sub>	S	NH <sub>2</sub>	
2-161	Cl	Cl	F	CH <sub>3</sub>	O	NH <sub>2</sub>	
2-162	Cl	Cl	F	CH <sub>3</sub>	S	NH <sub>2</sub>	
2-163	Cl	Cl	F	CH <sub>3</sub>	O	NH <sub>2</sub>	
2-164	Cl	Cl	F	CH <sub>3</sub>	S	NH <sub>2</sub>	
2-165	Cl	Cl	F	CH <sub>3</sub>	O	NH <sub>2</sub>	

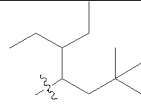
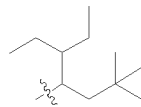
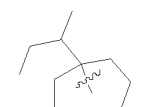
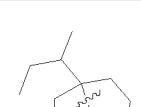
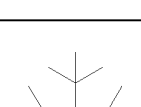
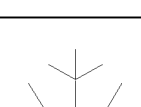
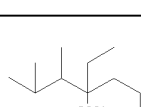
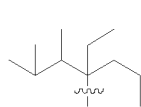
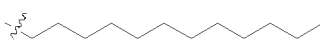
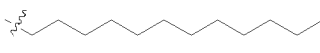
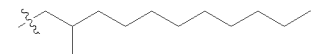
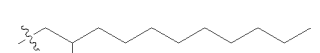
							
2-166	Cl	Cl	F	CH <sub>3</sub>	S	NH <sub>2</sub>	
2-167	Cl	Cl	F	CH <sub>3</sub>	O	NH <sub>2</sub>	
2-168	Cl	Cl	F	CH <sub>3</sub>	S	NH <sub>2</sub>	
2-169	Cl	Cl	F	CH <sub>3</sub>	O	NH <sub>2</sub>	
2-170	Cl	Cl	F	CH <sub>3</sub>	S	NH <sub>2</sub>	
2-171	Cl	Cl	F	CH <sub>3</sub>	O	NH <sub>2</sub>	
2-172	Cl	Cl	F	CH <sub>3</sub>	S	NH <sub>2</sub>	
2-173	Cl	Cl	F	CH <sub>3</sub>	O	NH <sub>2</sub>	
2-174	Cl	Cl	F	CH <sub>3</sub>	S	NH <sub>2</sub>	
2-175	Cl	Cl	F	CH <sub>3</sub>	O	NH <sub>2</sub>	
2-176	Cl	Cl	F	CH <sub>3</sub>	S	NH <sub>2</sub>	
2-177	Cl	Cl	F	CH <sub>3</sub>	O	NH <sub>2</sub>	

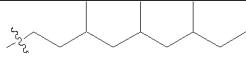
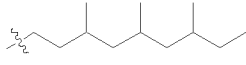
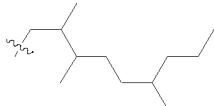
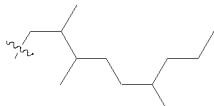
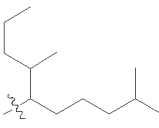
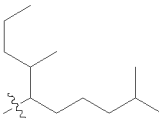
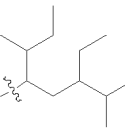
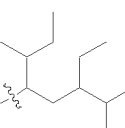
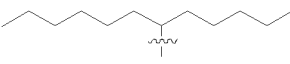
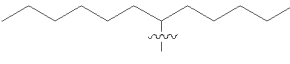
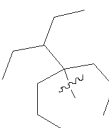
							
2-178	Cl	Cl	F	CH <sub>3</sub>	S	NH <sub>2</sub>	
2-179	Cl	Cl	F	CH <sub>3</sub>	O	NH <sub>2</sub>	
2-180	Cl	Cl	F	CH <sub>3</sub>	S	NH <sub>2</sub>	
2-181	Cl	Cl	F	CH <sub>3</sub>	O	NH <sub>2</sub>	
2-182	Cl	Cl	F	CH <sub>3</sub>	S	NH <sub>2</sub>	
2-183	Cl	Cl	F	CH <sub>3</sub>	O	NH <sub>2</sub>	
2-184	Cl	Cl	F	CH <sub>3</sub>	S	NH <sub>2</sub>	
2-185	Cl	Cl	F	CH <sub>3</sub>	O	NH <sub>2</sub>	
2-186	Cl	Cl	F	CH <sub>3</sub>	S	NH <sub>2</sub>	
2-187	Cl	Cl	F	CH <sub>3</sub>	O	NH <sub>2</sub>	
2-188	Cl	Cl	F	CH <sub>3</sub>	S	NH <sub>2</sub>	
2-189	Cl	Cl	F	CH <sub>3</sub>	O	NH <sub>2</sub>	

2-190	Cl	Cl	F	CH <sub>3</sub>	S	NH <sub>2</sub>	
2-191	Cl	Cl	F	CH <sub>3</sub>	O	NH <sub>2</sub>	
2-192	Cl	Cl	F	CH <sub>3</sub>	S	NH <sub>2</sub>	
2-193	Cl	Cl	F	CH <sub>3</sub>	O	NH <sub>2</sub>	
2-194	Cl	Cl	F	CH <sub>3</sub>	S	NH <sub>2</sub>	
2-195	Cl	Cl	F	CH <sub>3</sub>	O	NH <sub>2</sub>	
2-196	Cl	Cl	F	CH <sub>3</sub>	S	NH <sub>2</sub>	
2-197	Cl	Cl	F	CH <sub>3</sub>	O	NH <sub>2</sub>	
2-198	Cl	Cl	F	CH <sub>3</sub>	S	NH <sub>2</sub>	
2-199	Cl	Cl	F	CH <sub>3</sub>	O	NH <sub>2</sub>	
2-200	Cl	Cl	F	CH <sub>3</sub>	S	NH <sub>2</sub>	
2-201	Cl	Cl	F	CH <sub>3</sub>	O	NH <sub>2</sub>	
2-202	Cl	Cl	F	CH <sub>3</sub>	S	NH <sub>2</sub>	
2-203	Cl	Cl	F	CH <sub>3</sub>	O	NH <sub>2</sub>	
























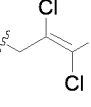


							
2-204	Cl	Cl	F	CH <sub>3</sub>	S	NH <sub>2</sub>	
2-205	Cl	Cl	F	CH <sub>3</sub>	O	NH <sub>2</sub>	
2-206	Cl	Cl	F	CH <sub>3</sub>	S	NH <sub>2</sub>	
2-207	Cl	Cl	F	CH <sub>3</sub>	O	NH <sub>2</sub>	
2-208	Cl	Cl	F	CH <sub>3</sub>	S	NH <sub>2</sub>	
2-209	Cl	Cl	F	CH <sub>3</sub>	O	NH <sub>2</sub>	
2-210	Cl	Cl	F	CH <sub>3</sub>	S	NH <sub>2</sub>	
2-211	Cl	Cl	F	CH <sub>3</sub>	O	NH <sub>2</sub>	
2-212	Cl	Cl	F	CH <sub>3</sub>	S	NH <sub>2</sub>	
2-213	Cl	Cl	F	CH <sub>3</sub>	O	NH <sub>2</sub>	
2-214	Cl	Cl	F	CH <sub>3</sub>	S	NH <sub>2</sub>	

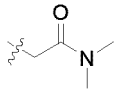
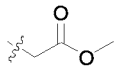



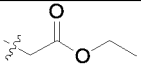
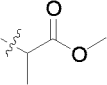
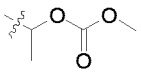

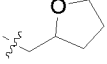

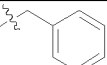
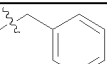
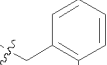
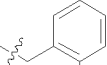
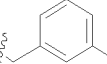
							
2-215	Cl	Cl	F	CH <sub>3</sub>	O	NH <sub>2</sub>	
2-216	Cl	Cl	F	CH <sub>3</sub>	S	NH <sub>2</sub>	
2-217	Cl	Cl	F	CH <sub>3</sub>	O	NH <sub>2</sub>	
2-218	Cl	Cl	F	CH <sub>3</sub>	S	NH <sub>2</sub>	
2-219	Cl	Cl	F	CH <sub>3</sub>	O	NH <sub>2</sub>	
2-220	Cl	Cl	F	CH <sub>3</sub>	S	NH <sub>2</sub>	
2-221	Cl	Cl	F	CH <sub>3</sub>	O	NH <sub>2</sub>	
2-222	Cl	Cl	F	CH <sub>3</sub>	S	NH <sub>2</sub>	
2-223	Cl	Cl	F	CH <sub>3</sub>	O	NH <sub>2</sub>	
2-224	Cl	Cl	F	CH <sub>3</sub>	S	NH <sub>2</sub>	
2-225	Cl	Cl	F	CH <sub>3</sub>	O	NH <sub>2</sub>	
2-226	Cl	Cl	F	CH <sub>3</sub>	S	NH <sub>2</sub>	
2-227	Cl	Cl	F	CH <sub>3</sub>	O	NH <sub>2</sub>	

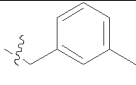
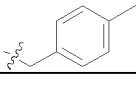
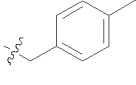
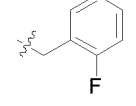
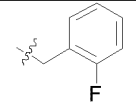
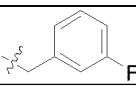
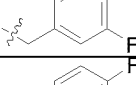
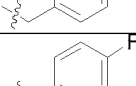
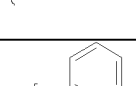
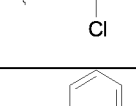
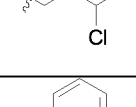
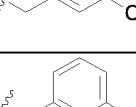
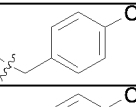
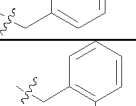
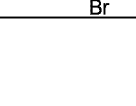

							
2-228	Cl	Cl	F	CH <sub>3</sub>	S	NH <sub>2</sub>	
2-229	Cl	Cl	F	CH <sub>3</sub>	O	NH <sub>2</sub>	
2-230	Cl	Cl	F	CH <sub>3</sub>	S	NH <sub>2</sub>	
2-231	Cl	Cl	F	CH <sub>3</sub>	O	NH <sub>2</sub>	
2-232	Cl	Cl	F	CH <sub>3</sub>	S	NH <sub>2</sub>	
2-233	Cl	Cl	F	CH <sub>3</sub>	O	NH <sub>2</sub>	
2-234	Cl	Cl	F	CH <sub>3</sub>	S	NH <sub>2</sub>	
2-235	Cl	Cl	F	CH <sub>3</sub>	O	NH <sub>2</sub>	
2-236	Cl	Cl	F	CH <sub>3</sub>	S	NH <sub>2</sub>	
2-237	Cl	Cl	F	CH <sub>3</sub>	O	NH <sub>2</sub>	
2-238	Cl	Cl	F	CH <sub>3</sub>	S	NH <sub>2</sub>	
2-239	Cl	Cl	F	CH <sub>3</sub>	O	NH <sub>2</sub>	

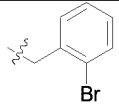
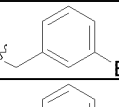
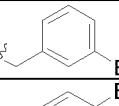
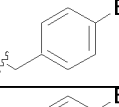
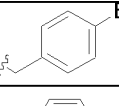
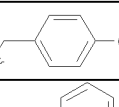
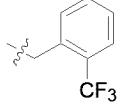
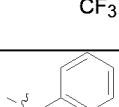
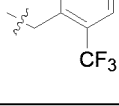
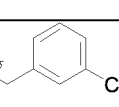
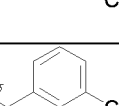
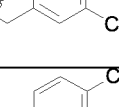
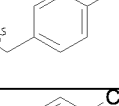
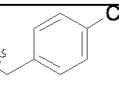
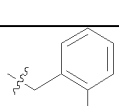
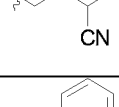
							
2-240	Cl	Cl	F	CH <sub>3</sub>	S	NH <sub>2</sub>	
2-241	Cl	Cl	F	CH <sub>3</sub>	O	NH <sub>2</sub>	
2-242	Cl	Cl	F	CH <sub>3</sub>	S	NH <sub>2</sub>	
2-243	Cl	Cl	F	CH <sub>3</sub>	O	NH <sub>2</sub>	
2-244	Cl	Cl	F	CH <sub>3</sub>	S	NH <sub>2</sub>	
2-245	Cl	Cl	F	CH <sub>3</sub>	O	NH <sub>2</sub>	
2-246	Cl	Cl	F	CH <sub>3</sub>	S	NH <sub>2</sub>	
2-247	Cl	Cl	F	CH <sub>3</sub>	O	NH <sub>2</sub>	
2-248	Cl	Cl	F	CH <sub>3</sub>	S	NH <sub>2</sub>	
2-249	Cl	Cl	F	CH <sub>3</sub>	O	NH <sub>2</sub>	
2-250	Cl	Cl	F	CH <sub>3</sub>	S	NH <sub>2</sub>	

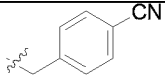
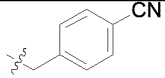
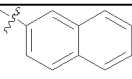
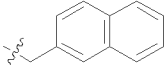
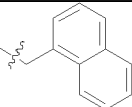
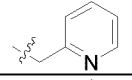
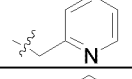
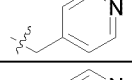
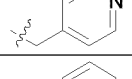
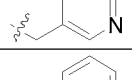
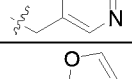
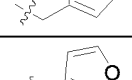
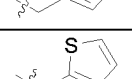
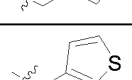
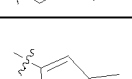
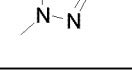
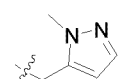
2-251	Cl	Cl	F	CH <sub>3</sub>	O	NH <sub>2</sub>	
2-252	Cl	Cl	F	CH <sub>3</sub>	S	NH <sub>2</sub>	
2-253	Cl	Cl	F	CH <sub>3</sub>	O	NH <sub>2</sub>	
2-254	Cl	Cl	F	CH <sub>3</sub>	S	NH <sub>2</sub>	
2-255	Cl	Cl	F	CH <sub>3</sub>	O	NH <sub>2</sub>	(CH <sub>2</sub> ) <sub>17</sub> CH <sub>3</sub>
2-256	Cl	Cl	F	CH <sub>3</sub>	S	NH <sub>2</sub>	(CH <sub>2</sub> ) <sub>17</sub> CH <sub>3</sub>
2-257	Cl	Cl	F	CH <sub>3</sub>	O	NH <sub>2</sub>	(CH <sub>2</sub> ) <sub>12</sub> CH(CH <sub>3</sub> ) <sub>2</sub>
2-258	Cl	Cl	F	CH <sub>3</sub>	S	NH <sub>2</sub>	(CH <sub>2</sub> ) <sub>12</sub> CH(CH <sub>3</sub> ) <sub>2</sub>
2-259	Cl	Cl	F	CH <sub>3</sub>	O	NH <sub>2</sub>	(CH <sub>2</sub> ) <sub>13</sub> CH <sub>3</sub>
2-260	Cl	Cl	F	CH <sub>3</sub>	S	NH <sub>2</sub>	(CH <sub>2</sub> ) <sub>13</sub> CH <sub>3</sub>
2-261	Cl	Cl	F	CH <sub>3</sub>	O	NH <sub>2</sub>	(CH <sub>2</sub> ) <sub>7</sub> CH <sub>3</sub>
2-262	Cl	Cl	F	CH <sub>3</sub>	S	NH <sub>2</sub>	(CH <sub>2</sub> ) <sub>7</sub> CH <sub>3</sub>

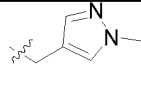

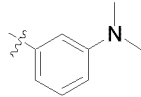
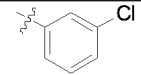
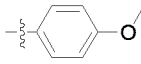
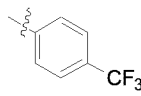
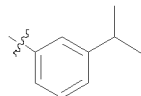
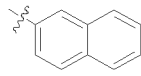

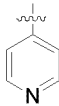
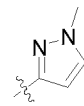
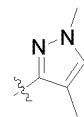
2-263	Cl	Cl	F	CH <sub>3</sub>	O	NH <sub>2</sub>	
2-264	Cl	Cl	F	CH <sub>3</sub>	O	NH <sub>2</sub>	
2-265	Cl	Cl	F	CH <sub>3</sub>	O	NH <sub>2</sub>	
2-266	Cl	Cl	F	CH <sub>3</sub>	S	NH <sub>2</sub>	
2-267	Cl	Cl	F	CH <sub>3</sub>	O	NH <sub>2</sub>	
2-268	Cl	Cl	F	CH <sub>3</sub>	O	NH <sub>2</sub>	
2-269	Cl	Cl	F	CH <sub>3</sub>	O	NH <sub>2</sub>	
2-270	Cl	Cl	CH <sub>3</sub>	CH <sub>3</sub>	O	NH <sub>2</sub>	
2-271	Cl	Cl	F	CH <sub>3</sub>	O	NH <sub>2</sub>	
2-272	Cl	Cl	F	CH <sub>3</sub>	S	NH <sub>2</sub>	
2-273	Cl	Cl	F	CH <sub>3</sub>	O	NH <sub>2</sub>	
2-274	Cl	Cl	F	CH <sub>3</sub>	S	NH <sub>2</sub>	
2-275	Cl	Cl	F	CH <sub>3</sub>	O	NH <sub>2</sub>	
2-276	Cl	Cl	F	CH <sub>3</sub>	O	NH <sub>2</sub>	
2-277	Cl	Cl	F	CH <sub>3</sub>	O	NH <sub>2</sub>	
2-278	Cl	Cl	F	CH <sub>3</sub>	O	NH <sub>2</sub>	
2-279	Cl	Cl	F	CH <sub>3</sub>	O	NH <sub>2</sub>	
2-280	Cl	Cl	F	CH <sub>3</sub>	O	NH <sub>2</sub>	
2-281	Cl	Cl	F	CH <sub>3</sub>	O	NH <sub>2</sub>	
2-282	Cl	Cl	F	CH <sub>3</sub>	O	NH <sub>2</sub>	
2-283	Cl	Cl	F	CH <sub>3</sub>	O	NH <sub>2</sub>	
2-284	Cl	Cl	F	CH <sub>3</sub>	O	NH <sub>2</sub>	
2-285	Cl	Cl	F	CH <sub>3</sub>	O	NH <sub>2</sub>	
2-286	Cl	Cl	F	CH <sub>3</sub>	O	NH <sub>2</sub>	
2-287	Cl	Cl	F	CH <sub>3</sub>	O	NH <sub>2</sub>	
2-288	Cl	Cl	F	CH <sub>3</sub>	O	NH <sub>2</sub>	

2-289	Cl	Cl	F	CH <sub>3</sub>	O	NH <sub>2</sub>	
2-290	Cl	Cl	F	CH <sub>3</sub>	S	NH <sub>2</sub>	
2-291	Cl	Cl	F	CH <sub>3</sub>	O	NH <sub>2</sub>	
2-292	Cl	Cl	F	CH <sub>3</sub>	O	NH <sub>2</sub>	
2-293	Cl	Cl	F	CH <sub>3</sub>	O	NH <sub>2</sub>	
2-294	Cl	Cl	F	CH <sub>3</sub>	O	NH <sub>2</sub>	
2-295	Cl	Cl	F	CH <sub>3</sub>	O	NH <sub>2</sub>	
2-296	Cl	Cl	F	CH <sub>3</sub>	O	NH <sub>2</sub>	
2-297	Cl	Cl	F	CH <sub>3</sub>	O	NH <sub>2</sub>	
2-298	Cl	Cl	F	CH <sub>3</sub>	O	NH <sub>2</sub>	
2-299	Cl	Cl	F	CH <sub>3</sub>	O	NH <sub>2</sub>	
2-300	Cl	Cl	F	CH <sub>3</sub>	O	NH <sub>2</sub>	
2-301	Cl	Cl	F	CH <sub>3</sub>	S	NH <sub>2</sub>	
2-302	Cl	Cl	F	CH <sub>3</sub>	O	NH <sub>2</sub>	
2-303	Cl	Cl	F	CH <sub>3</sub>	S	NH <sub>2</sub>	
2-304	Cl	Cl	F	CH <sub>3</sub>	O	NH <sub>2</sub>	

2-305	Cl	Cl	F	CH <sub>3</sub>	S	NH <sub>2</sub>	
2-306	Cl	Cl	F	CH <sub>3</sub>	O	NH <sub>2</sub>	
2-307	Cl	Cl	F	CH <sub>3</sub>	S	NH <sub>2</sub>	
2-308	Cl	Cl	F	CH <sub>3</sub>	O	NH <sub>2</sub>	
2-309	Cl	Cl	F	CH <sub>3</sub>	S	NH <sub>2</sub>	
2-310	Cl	Cl	F	CH <sub>3</sub>	O	NH <sub>2</sub>	
2-311	Cl	Cl	F	CH <sub>3</sub>	S	NH <sub>2</sub>	
2-312	Cl	Cl	F	CH <sub>3</sub>	O	NH <sub>2</sub>	
2-313	Cl	Cl	F	CH <sub>3</sub>	S	NH <sub>2</sub>	
2-314	Cl	Cl	F	CH <sub>3</sub>	O	NH <sub>2</sub>	
2-315	Cl	Cl	F	CH <sub>3</sub>	S	NH <sub>2</sub>	
2-316	Cl	Cl	F	CH <sub>3</sub>	O	NH <sub>2</sub>	
2-317	Cl	Cl	F	CH <sub>3</sub>	S	NH <sub>2</sub>	
2-318	Cl	Cl	F	CH <sub>3</sub>	O	NH <sub>2</sub>	
2-319	Cl	Cl	F	CH <sub>3</sub>	S	NH <sub>2</sub>	
2-320	Cl	Cl	F	CH <sub>3</sub>	O	NH <sub>2</sub>	

2-321	Cl	Cl	F	CH <sub>3</sub>	S	NH <sub>2</sub>	
2-322	Cl	Cl	F	CH <sub>3</sub>	O	NH <sub>2</sub>	
2-323	Cl	Cl	F	CH <sub>3</sub>	S	NH <sub>2</sub>	
2-324	Cl	Cl	F	CH <sub>3</sub>	O	NH <sub>2</sub>	
2-325	Cl	Cl	F	CH <sub>3</sub>	S	NH <sub>2</sub>	
2-326	Cl	Cl	F	Et	O	NH <sub>2</sub>	
2-327	Cl	Cl	F	CH <sub>3</sub>	O	NH <sub>2</sub>	
2-328	Cl	Cl	F	CH <sub>3</sub>	S	NH <sub>2</sub>	
2-329	Cl	Cl	F	CH <sub>3</sub>	O	NH <sub>2</sub>	
2-330	Cl	Cl	F	CH <sub>3</sub>	S	NH <sub>2</sub>	
2-331	Cl	Cl	F	CH <sub>3</sub>	O	NH <sub>2</sub>	
2-332	Cl	Cl	F	CH <sub>3</sub>	S	NH <sub>2</sub>	
2-333	Cl	Cl	F	CH <sub>3</sub>	O	NH <sub>2</sub>	
2-334	Cl	Cl	F	CH <sub>3</sub>	S	NH <sub>2</sub>	
2-335	Cl	Cl	F	CH <sub>3</sub>	O	NH <sub>2</sub>	
2-336	Cl	Cl	F	CH <sub>3</sub>	S	NH <sub>2</sub>	

2-337	Cl	Cl	F	CH <sub>3</sub>	O	NH <sub>2</sub>	
2-338	Cl	Cl	F	CH <sub>3</sub>	S	NH <sub>2</sub>	
2-339	Cl	Cl	F	CH <sub>3</sub>	S	NH <sub>2</sub>	
2-340	Cl	Cl	F	CH <sub>3</sub>	O	NH <sub>2</sub>	
2-341	Cl	Cl	F	CH <sub>3</sub>	O	NH <sub>2</sub>	
2-342	Cl	Cl	F	CH <sub>3</sub>	O	NH <sub>2</sub>	
2-343	Cl	Cl	F	CH <sub>3</sub>	S	NH <sub>2</sub>	
2-344	Cl	Cl	F	CH <sub>3</sub>	O	NH <sub>2</sub>	
2-345	Cl	Cl	F	CH <sub>3</sub>	S	NH <sub>2</sub>	
2-346	Cl	Cl	F	CH <sub>3</sub>	O	NH <sub>2</sub>	
2-347	Cl	Cl	F	CH <sub>3</sub>	S	NH <sub>2</sub>	
2-348	Cl	Cl	F	CH <sub>3</sub>	O	NH <sub>2</sub>	
2-349	Cl	Cl	F	CH <sub>3</sub>	O	NH <sub>2</sub>	
2-350	Cl	Cl	F	CH <sub>3</sub>	O	NH <sub>2</sub>	
2-351	Cl	Cl	F	CH <sub>3</sub>	O	NH <sub>2</sub>	
2-352	Cl	Cl	F	CH <sub>3</sub>	O	NH <sub>2</sub>	
2-353	Cl	Cl	F	CH <sub>3</sub>	O	NH <sub>2</sub>	

2-354	Cl	Cl	F	CH <sub>3</sub>	O	NH <sub>2</sub>	
2-355	Cl	Cl	F	CH <sub>3</sub>	O	NH <sub>2</sub>	
2-356	Cl	Cl	F	CH <sub>3</sub>	O	NH <sub>2</sub>	
2-357	Cl	Cl	F	CH <sub>3</sub>	S	NH <sub>2</sub>	
2-358	Cl	Cl	F	CH <sub>3</sub>	S	NH <sub>2</sub>	
2-359	Cl	Cl	F	CH <sub>3</sub>	O	NH <sub>2</sub>	
2-360	Cl	Cl	F	CH <sub>3</sub>	S	NH <sub>2</sub>	
2-361	Cl	Cl	F	CH <sub>3</sub>	O	NH <sub>2</sub>	
2-362	Cl	Cl	F	CH <sub>3</sub>	O	NH <sub>2</sub>	
2-363	Cl	Cl	F	CH <sub>3</sub>	S	NH <sub>2</sub>	
2-364	Cl	Cl	F	CH <sub>3</sub>	O	NH <sub>2</sub>	
2-365	Cl	Cl	F	CH <sub>3</sub>	S	NH <sub>2</sub>	

2-366	Cl	Cl	F	CH <sub>3</sub>	O	NH <sub>2</sub>	
2-367	Cl	Cl	F	CH <sub>3</sub>	O	NH <sub>2</sub>	
2-368	Cl	Cl	F	CH <sub>3</sub>	S	NH <sub>2</sub>	
2-369	Cl	Cl	F	CH <sub>3</sub>	O	NH <sub>2</sub>	
2-370	Cl	Cl	F	CH <sub>3</sub>	O	NH <sub>2</sub>	
2-371	Cl	Cl	F	CH <sub>3</sub>	O	NH <sub>2</sub>	
2-372	Cl	Cl	F	CH <sub>3</sub>	O	NH <sub>2</sub>	
2-373	Cl	Cl	F	CH <sub>3</sub>	S	NH <sub>2</sub>	
2-374	Cl	Cl	F	CH <sub>3</sub>	O	NH <sub>2</sub>	
2-375	Cl	Cl	F	CH <sub>3</sub>	O		CH <sub>3</sub>
2-376	Cl	Cl	F	CH <sub>3</sub>	S		CH <sub>3</sub>
2-377	Cl	Cl	F	CH <sub>3</sub>	O		CH <sub>3</sub>
2-378	Cl	Cl	F	CH <sub>3</sub>	O		CH <sub>3</sub>
2-379	Cl	Cl	F	CH <sub>3</sub>	O		CH <sub>3</sub>
2-380	Cl	Cl	F	CH <sub>3</sub>	O		CH <sub>3</sub>
2-381	Cl	Cl	F	CH <sub>3</sub>	O		CH <sub>3</sub>





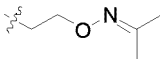
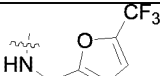
2-382	Cl	Cl	F		O	NH <sub>2</sub>	Et
2-383	Cl	Cl	F		O	NH <sub>2</sub>	Et
2-384	Cl	Cl	F	Et	O	NH <sub>2</sub>	
2-385	Cl	Cl	F		S	NH <sub>2</sub>	CH <sub>3</sub>
2-386	Cl	Cl	CH <sub>3</sub>	CH <sub>3</sub>	O	NH <sub>2</sub>	
2-387	Cl	Cl	F	CH <sub>3</sub>	O		CH <sub>3</sub>

Table 3 <sup>1</sup>HNMR data of compounds

No.	<sup>1</sup> HNMR
1-2	<sup>1</sup> H NMR (500 MHz, DMSO- <i>d</i> <sub>6</sub> ) δ 12.33 (s, 1H), 7.07 (s, 2H), 5.15 (q, <i>J</i> = 7.0 Hz, 1H), 1.50 (d, <i>J</i> = 7.0Hz, 3H).
1-4	<sup>1</sup> H NMR (500 MHz, Chloroform- <i>d</i> ) δ 7.63 – 7.61 (m, 2H), 7.45 – 7.38 (m, 3H), 6.13 (s, 1H), 5.18 (s, 2H)
1-26	<sup>1</sup> H NMR (500 MHz, DMSO- <i>d</i> <sub>6</sub> ) δ 12.96 (s, 1H), 6.99 (s, 2H), 5.06 (q, <i>J</i> = 7.0 Hz, 1H), 1.50 (d, <i>J</i> = 7.0 Hz, 3H)
1-27	<sup>1</sup> H NMR (500 MHz, DMSO- <i>d</i> <sub>6</sub> ) δ 6.82 (s, 2H), 4.18 (dd, <i>J</i> = 11.0, 2.0 Hz, 1H), 2.05 – 2.27 (m, 2H), 0.93 (t, <i>J</i> = 8.0 Hz, 3H).
1-71	<sup>1</sup> H NMR (500 MHz, DMSO- <i>d</i> <sub>6</sub> ) δ 12.42 (s, 1H), 8.21 (d, <i>J</i> = 2.5 Hz, 1H), 7.76 (t, <i>J</i> = 5.5 Hz, 1H), 7.21 – 7.11 (m, 2H), 5.15 (q, <i>J</i> = 7.0 Hz, 1H), 4.98 (d, <i>J</i> = 5.5 Hz, 2H), 1.50 (d, <i>J</i> = 7.0Hz, 3H).
2-28	<sup>1</sup> H NMR (500 MHz, DMSO- <i>d</i> <sub>6</sub> ) δ 7.53 (s, 1H), 6.36 (s, 2H), 4.63 (q, <i>J</i> = 7.0 Hz, 1H), 3.72 (s, 3H), 2.08 (s, 3H), 1.50 (d, <i>J</i> = 7.0 Hz, 3H).
2-29	<sup>1</sup> H NMR (500 MHz, DMSO- <i>d</i> <sub>6</sub> ) δ 6.36 (s, 2H), 4.66 (q, <i>J</i> = 7.0 Hz, 1H), 3.72 (s, 3H), 2.08 (s, 3H), 1.51 (d, <i>J</i> = 7.0 Hz, 3H).
2-30	<sup>1</sup> H NMR (500 MHz, DMSO- <i>d</i> <sub>6</sub> ) δ 7.61 (s, 1H), 6.80 (s, 2H), 4.63 (q, <i>J</i> = 7.0 Hz, 1H), 3.72 (s, 3H), 1.51 (d, <i>J</i> = 7.0Hz, 3H).
2-31	<sup>1</sup> H NMR (500 MHz, DMSO- <i>d</i> <sub>6</sub> ) δ 6.81 (s, 2H), 4.66 (q, <i>J</i> = 7.0 Hz, 1H), 3.72 (s, 3H), 1.52 (d, <i>J</i> = 7.0 Hz, 3H).
2-32	<sup>1</sup> H NMR (500 MHz, DMSO- <i>d</i> <sub>6</sub> ) δ 6.81 (s, 2H), 4.65 (q, <i>J</i> = 7.0 Hz, 1H), 3.72 (s, 3H), 2.53 (s, 3H), 1.51 (d, <i>J</i> = 7.0 Hz, 3H).
2-33	<sup>1</sup> H NMR (500 MHz, DMSO- <i>d</i> <sub>6</sub> ) δ 6.79 (s, 2H), 4.74 (dd, <i>J</i> = 10.0, 2.5 Hz, 1H), 2.31 (s, 3H), 1.84 (dtd, <i>J</i> = 8.0, 4.0, 2.0 Hz, 1H), 1.74 – 1.84 (m, 1H), 0.89 (t, <i>J</i> = 8.0 Hz, 3H).
2-34	<sup>1</sup> H NMR (500 MHz, DMSO- <i>d</i> <sub>6</sub> ) δ 7.04 (s, 2H), 5.00-5.03 (m, 1H), 3.66 (s, 3H), 1.84-1.94 (m, 2H), 0.96-1.0 (m, 3H).
2-35	<sup>1</sup> H NMR (500 MHz, Chloroform- <i>d</i> ) δ 5.14 (s, 2H), 4.97 (d, <i>J</i> = 4.5Hz, 1H), 3.75 (s, 3H), 2.31-2.37 (m, 1H), 1.09 (dd, <i>J</i> = 7.0, 2.0 Hz, 6H).
2-36	<sup>1</sup> H NMR (500 MHz, DMSO- <i>d</i> <sub>6</sub> ) δ 6.79 (s, 2H), 4.83 (d, <i>J</i> = 7.0 Hz, 1H), 2.31 (s, 3H), 2.27 (dt, <i>J</i> = 13.5, 7.0 Hz, 1H), 0.88 (dd, <i>J</i> = 25.0, 7.0 Hz, 6H).
2-37	<sup>1</sup> H NMR (500 MHz, DMSO- <i>d</i> <sub>6</sub> ) δ 6.80 (s, 2H), 4.32 (dd, <i>J</i> = 11.0, 1.0 Hz, 1H), 3.72 (s, 3H), 1.81 – 1.92 (m, 1H), 1.54 – 1.69 (m, 2H), 1.35 – 1.49 (m, 1H), 0.77 – 0.85 (m, 3H).
2-38	<sup>1</sup> H NMR (500 MHz, DMSO- <i>d</i> <sub>6</sub> ) δ 6.77 (s, 2H), 4.63 (d, <i>J</i> = 7.0 Hz, 1H), 3.72 (s, 3H), 0.79-0.86 (m, 1H), 0.37 – 0.49 (m, 2H), 0.28-0.33 (m, 2H).
2-39	<sup>1</sup> H NMR (500 MHz, Chloroform- <i>d</i> ) δ 5.05 (q, <i>J</i> = 7.0 Hz, 1H), 4.44 (s, 2H), 3.85 (s, 3H).
2-40	<sup>1</sup> H NMR (500 MHz, Chloroform- <i>d</i> ) δ 4.52 (dd, <i>J</i> = 11.0, 2.0 Hz, 1H), 4.44 (s, 2H), 3.85 (s, 3H),

	2.77-2.87 (m, 1H), 2.65-2.73 (m, 1H).
2-41	<sup>1</sup> H NMR (500 MHz, Chloroform- <i>d</i> ) δ 4.74 (t, <i>J</i> = 7.0 Hz, 1H), 4.44 (s, 2H), 4.35 (dd, <i>J</i> = 12.5, 7.0 Hz, 1H), 4.00 (dd, <i>J</i> = 12.5, 7.0 Hz, 1H), 3.85 (s, 3H).
2-42	<sup>1</sup> H NMR (500 MHz, DMSO- <i>d</i> <sub>6</sub> ) δ 6.80 (s, 2H), 4.58-4.61 (m, 1H), 3.78-3.86 (m, 1H), 3.72 (s, 3H), 3.63-3.69 (m, 1H), 2.24-2.29 (m, 1H), 2.07-2.13 (m, 1H).
2-43	<sup>1</sup> H NMR (500 MHz, DMSO- <i>d</i> <sub>6</sub> ) δ 6.80 (s, 2H), 5.16-5.25 (m, 1H), 5.11 (dd, <i>J</i> = 10.5, 5.0 Hz, 1H), 4.83-4.92 (m, 1H), 4.75-4.85 (m, 1H), 3.72 (s, 3H).
2-44	<sup>1</sup> H NMR (500 MHz, DMSO- <i>d</i> <sub>6</sub> ) δ 6.80 (s, 2H), 6.29 (d, <i>J</i> = 7.0 Hz, 1H), 5.16-5.25 (m, 1H), 3.72 (s, 3H).
2-45	<sup>1</sup> H NMR (500 MHz, Chloroform- <i>d</i> ) δ 6.12-6.19 (m, 1H), 5.43-5.45 (m, 1H), 5.32-5.37 (m, 1H), 5.15-5.21 (m, 1H), 4.45 (s, 2H), 3.70 (s, 3H).
2-46	<sup>1</sup> H NMR (500 MHz, DMSO- <i>d</i> <sub>6</sub> ) δ 6.80 (s, 2H), 5.67 (d, <i>J</i> = 3.0 Hz, 1H), 3.68 (d, <i>J</i> = 3.0 Hz, 1H), 3.65 (s, 3H).
2-47	<sup>1</sup> H NMR (500 MHz, DMSO- <i>d</i> <sub>6</sub> ) δ 7.18 (s, 2H), 5.80 (s, 1H), 3.76 (s, 6H).
2-48	<sup>1</sup> H NMR (500 MHz, DMSO- <i>d</i> <sub>6</sub> ) δ 9.95 (d, <i>J</i> = 6.0 Hz, 1H), 6.80 (s, 2H), 5.38 (d, <i>J</i> = 6.0 Hz, 1H), 3.63 (s, 3H).
2-49	<sup>1</sup> H NMR (500 MHz, DMSO- <i>d</i> <sub>6</sub> ) δ 6.79 (s, 2H), 4.97 (t, <i>J</i> = 5.5 Hz, 1H), 4.35 (t, <i>J</i> = 7.0 Hz, 1H), 4.21-4.26 (m, 1H), 3.91-3.96 (m, 1H), 3.72 (s, 3H).
2-50	<sup>1</sup> H NMR (500 MHz, Chloroform- <i>d</i> ) δ 7.27 (s, 1H), 4.45 (s, 2H), 3.71 (s, 3H).
2-51	<sup>1</sup> H NMR (500 MHz, Chloroform- <i>d</i> ) δ 6.96 (s, 1H), 6.86 (d, <i>J</i> = 47.0 Hz, 1H), 4.45 (s, 2H), 3.74 (s, 3H).
2-52	<sup>1</sup> H NMR (500 MHz, DMSO- <i>d</i> <sub>6</sub> ) δ 6.83 (s, 2H), 6.76 (s, 1H), 3.66 (s, 3H).
2-53	<sup>1</sup> H NMR (500 MHz, Chloroform- <i>d</i> ) δ 6.62 (s, 1H), 4.47 (s, 2H), 3.73 (s, 3H).
2-54	<sup>1</sup> H NMR (500 MHz, DMSO- <i>d</i> <sub>6</sub> ) δ 7.07 (s, 2H), 5.31-5.33 (m, 1H), 3.85-3.89 (m, 1H), 3.72-3.77 (m, 1H), 3.66 (s, 3H), 3.34 (s, 3H).
2-55	<sup>1</sup> H NMR (500 MHz, DMSO- <i>d</i> <sub>6</sub> ) δ 6.80 (s, 2H), 4.43 (t, <i>J</i> = 7.0 Hz, 1H), 4.02 (dd, <i>J</i> = 12.5, 7.0 Hz, 1H), 3.87 (dd, <i>J</i> = 12.5, 7.0 Hz, 1H), 3.19 (s, 3H), 2.31 (s, 3H).
2-56	<sup>1</sup> H NMR (500 MHz, Chloroform- <i>d</i> ) δ 5.97 (s, 1H), 4.46 (s, 2H), 3.71 (s, 3H), 1.97 (s, 2H).
2-57	<sup>1</sup> H NMR (500 MHz, Chloroform- <i>d</i> ) δ 5.80 (s, 1H), 4.44 (s, 2H), 3.71 (s, 3H), 2.23 (s, 3H).
2-58	<sup>1</sup> H NMR (500 MHz, Chloroform- <i>d</i> ) δ 6.17 (s, 1H), 4.45 (s, 2H), 3.71 (s, 3H), 3.42 (s, 3H).
2-59	<sup>1</sup> H NMR (500 MHz, DMSO- <i>d</i> <sub>6</sub> ) δ 6.81 (s, 2H), 4.49 (t, <i>J</i> = 7.0 Hz, 1H), 3.72 (s, 3H), 3.14 (dd, <i>J</i> = 12.5, 7.1 Hz, 1H), 2.62 (dd, <i>J</i> = 12.5, 7.0 Hz, 1H), 2.25 (s, 6H).
2-60	<sup>1</sup> H NMR (500 MHz, Chloroform- <i>d</i> ) δ 4.91 (t, <i>J</i> = 7.0 Hz, 1H), 4.45 (s, 2H), 3.85 (s, 3H), 3.33-3.37 (m, 1H), 2.95-3.00 (m, 1H).
2-61	<sup>1</sup> H NMR (500 MHz, Chloroform- <i>d</i> ) δ 5.76 (s, 1H), 4.45 (s, 2H), 3.75 (s, 3H).
2-62	<sup>1</sup> H NMR (500 MHz, Chloroform- <i>d</i> ) δ 7.61-7.63 (m, 2H), 7.38-7.45 (m, 3H), 6.13 (s, 1H), 5.18 (s, 2H), 3.73 (s, 3H).
2-63	<sup>1</sup> H NMR (500 MHz, DMSO- <i>d</i> <sub>6</sub> ) δ 7.33-7.40 (m, 2H), 7.20-7.28 (m, 2H), 7.15-7.23 (m, 1H), 6.76 (s, 2H), 5.22 (t, <i>J</i> = 7.0 Hz, 1H), 3.72 (s, 3H), 3.31-2.98 (m, 2H).
2-64	<sup>1</sup> H NMR (500 MHz, Chloroform- <i>d</i> ) δ 7.61-7.63 (m, 2H), 7.38-7.45 (m, 2H), 6.13 (s, 1H), 5.18 (s, 2H), 3.73 (s, 3H).
2-65	<sup>1</sup> H NMR (500 MHz, DMSO- <i>d</i> <sub>6</sub> ) δ 7.41 (dd, <i>J</i> = 7.5, 1.5 Hz, 1H), 7.17 (dd, <i>J</i> = 7.5, 1.5 Hz, 1H), 7.06 (t, <i>J</i> = 7.5 Hz, 1H), 6.82 (s, 2H), 6.22 (s, 1H), 3.66 (s, 3H).
2-67	<sup>1</sup> H NMR (500 MHz, DMSO- <i>d</i> <sub>6</sub> ) δ 7.27 (s, 1H), 6.82 (s, 2H), 6.14 (s, 1H), 3.66 (s, 3H).
2-68	<sup>1</sup> H NMR (500 MHz, DMSO- <i>d</i> <sub>6</sub> ) δ 7.50 (d, <i>J</i> = 8.0 Hz, 1H), 7.23 (s, 2H), 5.81 (s, 1H), 3.67 (s, 3H).
2-69	<sup>1</sup> H NMR (500 MHz, DMSO- <i>d</i> <sub>6</sub> ) δ 7.04 (s, 2H), 5.15 (q, <i>J</i> = 7.0 Hz, 1H), 3.65 (s, 3H), 1.50 (d, <i>J</i> = 7.0 Hz, 3H).
2-70	<sup>1</sup> H NMR (500 MHz, DMSO- <i>d</i> <sub>6</sub> ) δ 6.80 (s, 2H), 4.99 (q, <i>J</i> = 7.0 Hz, 1H), 2.31 (s, 3H), 1.54 (d, <i>J</i> = 7.0 Hz, 3H).
2-71	<sup>1</sup> H NMR (500 MHz, Chloroform- <i>d</i> ) δ 5.24 (q, <i>J</i> = 7.0 Hz, 1H), 5.15 (s, 2H), 4.19-4.25 (m, 2H), 1.64 (d, <i>J</i> = 7.5 Hz, 3H), 1.27 (t, <i>J</i> = 7.5 Hz, 3H).
2-72	<sup>1</sup> H NMR (500 MHz, Chloroform- <i>d</i> ) δ 5.52 (q, <i>J</i> = 7.0 Hz, 1H), 5.19 (s, 2H), 2.84-2.92 (m, 2H), 1.60 (d, <i>J</i> = 7.0 Hz, 3H), 1.25 (t, <i>J</i> = 7.5 Hz, 3H).
2-73	<sup>1</sup> H NMR (500 MHz, Chloroform- <i>d</i> ) δ 5.25 (q, <i>J</i> = 7.0 Hz, 1H), 5.14 (s, 2H), 4.09-4.15 (m, 2H), 1.55-1.68 (m, 5H), 0.92 (t, <i>J</i> = 7.5 Hz, 3H).

2-74	<sup>1</sup> H NMR (500 MHz, DMSO- <i>d</i> <sub>6</sub> ) δ 6.80 (s, 2H), 4.97 (q, <i>J</i> = 7.0 Hz, 1H), 3.42 (td, <i>J</i> = 12.5, 3.0 Hz, 1H), 2.90 (td, <i>J</i> = 12.5, 2.5 Hz, 1H), 1.71-1.86 (m, 1H), 1.54 (d, <i>J</i> = 7.0 Hz, 3H), 1.34-1.44 (m, 1H), 0.98 (t, <i>J</i> = 8.0 Hz, 3H).
2-75	<sup>1</sup> H NMR (500 MHz, DMSO- <i>d</i> <sub>6</sub> ) δ 7.03 (s, 2H), 5.03 (q, <i>J</i> = 7.0 Hz, 1H), 4.89-4.94 (m, 1H), 1.49 (d, <i>J</i> = 7.0 Hz, 3H), 1.19 (d, <i>J</i> = 6.5 Hz, 3H), 1.14 (d, <i>J</i> = 6.5 Hz, 3H).
2-76	<sup>1</sup> H NMR (500 MHz, DMSO- <i>d</i> <sub>6</sub> ) δ 6.80 (s, 2H), 5.00 (q, <i>J</i> = 7.0 Hz, 1H), 3.36 (dq, <i>J</i> = 13.5, 7.0 Hz, 1H), 1.54 (d, <i>J</i> = 7.0 Hz, 3H), 1.30 (s, 6H).
2-77	<sup>1</sup> H NMR (500 MHz, Chloroform- <i>d</i> ) δ 5.24 (q, <i>J</i> = 7.0 Hz, 1H), 5.15 (s, 2H), 4.12 – 4.20 (m, 2H), 1.59 – 1.64 (m, 5H), 1.31 – 1.38 (m, 2H), 0.89 – 0.93 (m, 3H).
2-78	<sup>1</sup> H NMR (500 MHz, DMSO- <i>d</i> <sub>6</sub> ) δ 6.80 (s, 2H), 4.99 (q, <i>J</i> = 7.0 Hz, 1H), 3.29 (td, <i>J</i> = 12.5, 3.5 Hz, 1H), 3.04 (td, <i>J</i> = 12.5, 2.5 Hz, 1H), 1.62 – 1.75 (m, 1H), 1.44 – 1.57 (m, 4H), 1.33-1.41 (m, 1H), 1.14 – 1.27 (m, 1H), 0.92 (t, <i>J</i> = 8.0 Hz, 3H).
2-79	<sup>1</sup> H NMR (500 MHz, DMSO- <i>d</i> <sub>6</sub> ) δ 6.80 (s, 2H), 4.67 (q, <i>J</i> = 7.0 Hz, 1H), 4.23 (dd, <i>J</i> = 12.5, 7.0 Hz, 1H), 3.12 (dd, <i>J</i> = 12.5, 7.0 Hz, 1H), 1.93-2.01 (m, 1H), 1.51 (d, <i>J</i> = 7.0 Hz, 3H), 0.88 (d, <i>J</i> = 7.0 Hz, 6H).
2-80	<sup>1</sup> H NMR (500 MHz, DMSO- <i>d</i> <sub>6</sub> ) δ 6.80 (s, 2H), 5.01 (q, <i>J</i> = 7.0 Hz, 1H), 3.56 (dd, <i>J</i> = 12.5, 7.0 Hz, 1H), 2.89 (dd, <i>J</i> = 12.5, 7.0 Hz, 1H), 1.73 (dp, <i>J</i> = 13.5, 7.0 Hz, 1H), 1.54 (d, <i>J</i> = 7.0 Hz, 3H), 0.92 (dd, <i>J</i> = 25, 7.0 Hz, 6H).
2-81	<sup>1</sup> H NMR (500 MHz, Chloroform- <i>d</i> ) δ 5.17-5.20 (m, 1H), 5.14 (s, 2H), 4.86-4.94 (m, 1H), 1.51-1.66 (m, 5H), 1.18-1.28 (m, 3H), 0.83-0.95 (m, 3H)
2-82	<sup>1</sup> H NMR (500 MHz, DMSO- <i>d</i> <sub>6</sub> ) δ 6.79 (s, 2H), 5.00 (q, <i>J</i> = 7.0 Hz, 1H), 2.88-2.95 (m, 1H), 2.21-2.27 (m, 1H), 1.51 – 1.62 (m, 4H), 1.32 (d, <i>J</i> = 7.0 Hz, 3H), 0.88 (t, <i>J</i> = 8.0 Hz, 3H).
2-83	<sup>1</sup> H NMR (500 MHz, Chloroform- <i>d</i> ) δ 5.14 (s, 2H), 5.09 (q, <i>J</i> = 7.0 Hz, 1H), 1.60 (d, <i>J</i> = 7.0 Hz, 3H), 1.46 (s, 9H).
2-84	<sup>1</sup> H NMR (500 MHz, DMSO- <i>d</i> <sub>6</sub> ) δ 6.80 (s, 2H), 5.01 (q, <i>J</i> = 7.0 Hz, 1H), 1.53 (d, <i>J</i> = 7.0 Hz, 3H), 1.32 (s, 9H).
2-85	<sup>1</sup> H NMR (500 MHz, DMSO- <i>d</i> <sub>6</sub> ) δ 6.80 (s, 2H), 4.67 (q, <i>J</i> = 7.0 Hz, 1H), 4.07 – 3.97 (m, 1H), 3.90 (td, <i>J</i> = 12.5, 3.0 Hz, 1H), 1.52 (d, <i>J</i> = 7.0 Hz, 3H), 1.32 – 1.13 (m, 6H), 0.90 (t, <i>J</i> = 7.0 Hz, 3H).
2-86	<sup>1</sup> H NMR (500 MHz, DMSO- <i>d</i> <sub>6</sub> ) δ 6.80 (s, 2H), 4.97 (q, <i>J</i> = 7.0 Hz, 1H), 3.41 (td, <i>J</i> = 12.5, 3.5 Hz, 1H), 2.89 (td, <i>J</i> = 12.5, 2.5 Hz, 1H), 1.69-1.75 (m, 1H), 1.54 (d, <i>J</i> = 6.5 Hz, 3H), 1.10 – 1.38 (m, 4H), 0.84 – 0.92 (m, 2H), 0.88 (s, 2H).
2-87	<sup>1</sup> H NMR (500 MHz, DMSO- <i>d</i> <sub>6</sub> ) δ 6.80 (s, 2H), 4.67 (q, <i>J</i> = 7.0 Hz, 1H), 4.15 (dd, <i>J</i> = 12.5, 7.0 Hz, 1H), 3.67 (dd, <i>J</i> = 12.5, 7.0 Hz, 1H), 1.72 – 1.85 (m, <i>J</i> = 7.0 Hz, 1H), 1.51 (d, <i>J</i> = 7.0 Hz, 3H), 1.23 – 1.35 (m, 1H), 1.07 – 1.20 (m, 1H), 0.83 – 0.92 (m, 6H).
2-88	<sup>1</sup> H NMR (500 MHz, DMSO- <i>d</i> <sub>6</sub> ) δ 6.80 (s, 2H), 5.00 (q, <i>J</i> = 7.0 Hz, 1H), 3.28 (dd, <i>J</i> = 12.5, 7.0 Hz, 1H), 2.74 (dd, <i>J</i> = 12.5, 7.0 Hz, 1H), 1.61 – 1.74 (m, 1H), 1.54 (d, <i>J</i> = 7.0 Hz, 3H), 1.28 – 1.41 (m, 1H), 1.08-1.14 (m, 1H), 0.91 (d, <i>J</i> = 7.0 Hz, 3H), 0.84 (t, <i>J</i> = 8.0 Hz, 3H).
2-89	<sup>1</sup> H NMR (500 MHz, DMSO- <i>d</i> <sub>6</sub> ) δ 6.80 (s, 2H), 4.67 (q, <i>J</i> = 7.0 Hz, 1H), 4.43-4.47 (m, 1H), 3.44-3.50 (m, 1H), 1.77-1.85 (m, 1H), 1.51 (d, <i>J</i> = 7.0 Hz, 3H), 1.42-1.47 (m, 1H), 1.24-1.31 (3, 1H), 0.97 (d, <i>J</i> = 7.0 Hz, 6H).
2-90	<sup>1</sup> H NMR (500 MHz, DMSO- <i>d</i> <sub>6</sub> ) δ 6.80 (s, 2H), 4.99 (q, <i>J</i> = 6.9 Hz, 1H), 3.51 (td, <i>J</i> = 12.2, 4.2 Hz, 1H), 2.89 (td, <i>J</i> = 12.3, 3.1 Hz, 1H), 1.68 – 1.58 (m, 1H), 1.62 – 1.44 (m, 5H), 0.85 (dd, <i>J</i> = 25.0, 6.7 Hz, 6H).
2-91	<sup>1</sup> H NMR (500 MHz, DMSO- <i>d</i> <sub>6</sub> ) δ 6.81 (s, 2H), 4.68 (q, <i>J</i> = 7.0 Hz, 1H), 3.50 – 3.61 (m, 2H), 1.53 (d, <i>J</i> = 7.0 Hz, 3H), 1.05 (s, 9H).
2-92	<sup>1</sup> H NMR (500 MHz, DMSO- <i>d</i> <sub>6</sub> ) δ 6.80 (s, 2H), 4.99-5.03 (m, 1H), 3.70 (d, <i>J</i> = 12.5 Hz, 1H), 2.84 (d, <i>J</i> = 12.5 Hz, 1H), 1.54 (d, <i>J</i> = 7.0 Hz, 3H), 0.86 (s, 9H).
2-93	<sup>1</sup> H NMR (500 MHz, DMSO- <i>d</i> <sub>6</sub> ) δ 6.80 (s, 2H), 4.68 (q, <i>J</i> = 7.0 Hz, 2H), 1.52 (d, <i>J</i> = 7.0 Hz, 3H), 1.34 – 1.48 (m, 1H), 1.13– 1.25 (m, 5H), 1.03 – 1.16 (m, 1H), 0.81 (t, <i>J</i> = 8.0 Hz, 3H).
2-94	<sup>1</sup> H NMR (500 MHz, DMSO- <i>d</i> <sub>6</sub> ) δ 6.79 (s, 2H), 5.02 (q, <i>J</i> = 7.0 Hz, 1H), 3.27-3.34 (m, 1H), 2.15-2.22 (m, 1H), 1.45 – 1.57 (m, 4H), 1.29 (d, <i>J</i> = 7.0 Hz, 3H), 1.02 – 1.23 (m, 2H), 0.79 (t, <i>J</i> = 8.0 Hz, 3H).
2-95	<sup>1</sup> H NMR (500 MHz, DMSO- <i>d</i> <sub>6</sub> ) δ 6.80 (s, 2H), 4.66-4.75 (m, 2H), 1.92– 2.05 (m, <i>J</i> = 7.0 Hz, 1H), 1.52 (d, <i>J</i> = 7.0 Hz, 3H), 1.17 (d, <i>J</i> = 7.0 Hz, 3H), 0.79 (d, <i>J</i> = 7.0 Hz, 6H).
2-96	<sup>1</sup> H NMR (500 MHz, DMSO- <i>d</i> <sub>6</sub> ) δ 6.80 (s, 2H), 5.00 (q, <i>J</i> = 7.0 Hz, 1H), 3.08-3.13 (m, 1H), 1.73-1.80 (m, 1H), 1.54 (d, <i>J</i> = 7.0 Hz, 3H), 1.34 (d, <i>J</i> = 7.0 Hz, 3H), 0.84-0.90 (m, 6H).

2-97	<sup>1</sup> H NMR (500 MHz, DMSO- <i>d</i> <sub>6</sub> ) δ 6.80 (s, 2H), 4.64–4.72 (m, 1H), 3.07–3.12 (m, 1H), 1.52 (d, <i>J</i> = 7.0 Hz, 3H), 1.25–1.32 (m, 4H), 0.83 (t, <i>J</i> = 8.0 Hz, 6H).
2-98	<sup>1</sup> H NMR (500 MHz, DMSO- <i>d</i> <sub>6</sub> ) δ 6.80 (s, 2H), 4.99–5.03 (m, 1H), 2.89–2.94 (m, 1H), 1.94–2.08 (m, 2H), 1.54 (d, <i>J</i> = 7.0 Hz, 3H), 1.37–1.45 (m, 2H), 0.82 (t, <i>J</i> = 8.0 Hz, 6H).
2-99	<sup>1</sup> H NMR (500 MHz, DMSO- <i>d</i> <sub>6</sub> ) δ 6.80 (s, 2H), 4.68 (q, <i>J</i> = 7.0 Hz, 1H), 1.56–1.63 (m, 1H), 1.52 (d, <i>J</i> = 7.0 Hz, 3H), 1.34–1.45 (m, 7H), 0.84 (t, <i>J</i> = 8.0 Hz, 3H).
2-100	<sup>1</sup> H NMR (500 MHz, DMSO- <i>d</i> <sub>6</sub> ) δ 6.80 (s, 2H), 4.99–5.03 (m, 1H), 2.20–2.27 (m, 1H), 1.44–1.56 (m, 4H), 1.35 (s, 3H), 1.30 (s, 3H), 0.82 (t, <i>J</i> = 8.0 Hz, 3H).
2-101	<sup>1</sup> H NMR (500 MHz, DMSO- <i>d</i> <sub>6</sub> ) δ 6.81 (s, 2H), 4.67 (q, <i>J</i> = 7.0 Hz, 1H), 3.89–4.02 (m, 2H), 1.52 (d, <i>J</i> = 6.5 Hz, 3H), 1.11–1.31 (m, 8H), 0.85–0.89 (m, 3H).
2-102	<sup>1</sup> H NMR (500 MHz, DMSO- <i>d</i> <sub>6</sub> ) δ 6.80 (s, 2H), 5.00 (q, <i>J</i> = 7.0 Hz, 1H), 3.41–3.47 (m, 1H), 2.86–2.92 (m, 1H), 1.54–1.65 (m, 1H), 1.54 (d, <i>J</i> = 7.0 Hz, 3H), 1.09–1.41 (m, 6H), 1.00–1.12 (m, 1H), 0.87 (t, <i>J</i> = 8.0 Hz, 3H).
2-103	<sup>1</sup> H NMR (500 MHz, DMSO- <i>d</i> <sub>6</sub> ) δ 6.80 (s, 2H), 4.67 (q, <i>J</i> = 7.0 Hz, 1H), 4.23 (dd, <i>J</i> = 12.5, 7.0 Hz, 1H), 3.57 (dd, <i>J</i> = 12.5, 7.0 Hz, 1H), 1.67–1.81 (m, 1H), 1.40–1.54 (m, 4H), 1.25–1.30 (m, 1H), 1.14–1.22 (m, 1H), 1.00–1.10 (m, 1H), 0.79–0.89 (m, 6H).
2-104	<sup>1</sup> H NMR (500 MHz, DMSO- <i>d</i> <sub>6</sub> ) δ 6.80 (s, 2H), 4.99 (q, <i>J</i> = 7.0 Hz, 1H), 3.15–3.19 (m, 1H), 2.82–2.90 (m, 1H), 1.63–1.70 (m, 1H), 1.49–1.60 (m, 4H), 1.35–1.40 (m, 1H), 1.12–1.26 (m, 2H), 0.79–0.91 (m, 6H).
2-105	<sup>1</sup> H NMR (500 MHz, DMSO- <i>d</i> <sub>6</sub> ) δ 6.81 (s, 2H), 4.67 (q, <i>J</i> = 7.0 Hz, 1H), 4.10–4.20 (m, 1H), 3.84–3.93 (m, 1H), 1.52 (d, <i>J</i> = 7.0 Hz, 3H), 1.23–1.39 (m, 4H), 1.09–1.20 (m, 1H), 0.83–0.92 (m, 6H).
2-106	<sup>1</sup> H NMR (500 MHz, DMSO- <i>d</i> <sub>6</sub> ) δ 6.80 (s, 2H), 4.99 (q, <i>J</i> = 7.0 Hz, 1H), 3.50–3.56 (m, 1H), 2.86–2.92 (m, 1H), 1.85–1.92 (m, 1H), 1.54 (d, <i>J</i> = 7.0 Hz, 3H), 1.19–1.46 (m, 3H), 1.08–1.20 (m, 1H), 0.81–0.88 (m, 6H).
2-107	<sup>1</sup> H NMR (500 MHz, DMSO- <i>d</i> <sub>6</sub> ) δ 6.80 (s, 2H), 4.68 (q, <i>J</i> = 7.0 Hz, 1H), 4.42–4.48 (m, 1H), 3.49–3.45 (m, 1H), 1.53 (dd, <i>J</i> = 16.5, 7.0 Hz, 4H), 1.39–1.51 (m, 1H), 1.26–1.33 (m, 1H), 1.16–1.23 (m, 1H), 1.03–1.16 (m, 1H), 0.92 (d, <i>J</i> = 7.0 Hz, 3H), 0.90 (d, <i>J</i> = 7.0 Hz, 3H).
2-108	<sup>1</sup> H NMR (500 MHz, DMSO- <i>d</i> <sub>6</sub> ) δ 6.80 (s, 2H), 4.99 (q, <i>J</i> = 7.0 Hz, 1H), 3.25–3.31 (m, 1H), 2.99–3.04 (m, 1H), 1.72–1.85 (m, 1H), 1.48–1.56 (m, 4H), 1.37–1.46 (m, 1H), 1.14–1.31 (m, 2H), 0.88–0.94 (m, 6H).
2-113	<sup>1</sup> H NMR (500 MHz, DMSO- <i>d</i> <sub>6</sub> ) δ 6.81 (s, 2H), 4.64–4.78 (m, 1H), 1.52 (d, <i>J</i> = 7.0 Hz, 3H), 1.33–1.47 (m, 4H), 1.05–1.26 (m, 6H), 0.88 (t, <i>J</i> = 8.0 Hz, 3H).
2-114	<sup>1</sup> H NMR (500 MHz, DMSO- <i>d</i> <sub>6</sub> ) δ 6.79 (s, 2H), 4.99–5.03 (m, 1H), 3.00–3.10 (m, 1H), 2.13–2.22 (m, 1H), 1.42–1.57 (m, 6H), 1.31 (d, <i>J</i> = 7.0 Hz, 3H), 1.11–1.30 (m, 2H), 0.88 (t, <i>J</i> = 7.5 Hz, 3H).
2-121	<sup>1</sup> H NMR (500 MHz, DMSO- <i>d</i> <sub>6</sub> ) δ 6.81 (s, 2H), 4.67 (q, <i>J</i> = 7.0 Hz, 1H), 3.98–4.03 (m, 1H), 3.95–3.85 (m, 1H), 1.52 (d, <i>J</i> = 7.0 Hz, 3H), 1.13–1.32 (m, 8H), 0.83–0.91 (m, 2H), 0.87 (t, <i>J</i> = 7.5 Hz, 3H).
2-122	<sup>1</sup> H NMR (500 MHz, DMSO- <i>d</i> <sub>6</sub> ) δ 6.80 (s, 2H), 4.99 (q, <i>J</i> = 7.0 Hz, 1H), 3.23–3.33 (m, 1H), 2.96–3.06 (m, 1H), 1.48–1.63 (m, 6H), 1.09–1.30 (m, 7H), 0.85–0.88 (m, 3H).
2-155	<sup>1</sup> H NMR (500 MHz, DMSO- <i>d</i> <sub>6</sub> ) δ 6.81 (s, 2H), 4.67 (q, <i>J</i> = 7.0 Hz, 1H), 3.90–4.02 (m, 2H), 1.52 (d, <i>J</i> = 7.0 Hz, 3H), 1.31–1.43 (m, 1H), 1.16–1.31 (m, 10H), 1.17 (s, 1H), 0.87 (t, <i>J</i> = 7.5 Hz, 3H).
2-156	<sup>1</sup> H NMR (500 MHz, DMSO- <i>d</i> <sub>6</sub> ) δ 6.80 (s, 2H), 5.00 (q, <i>J</i> = 7.0 Hz, 1H), 3.26 (dd, <i>J</i> = 12.5, 7.0 Hz, 1H), 2.78 (dd, <i>J</i> = 12.5, 7.0 Hz, 1H), 1.36–1.71 (m, 8H), 1.09–1.25 (m, 2H), 0.99–1.12 (m, 2H), 0.82–0.90 (m, 6H).
2-157	<sup>1</sup> H NMR (500 MHz, DMSO- <i>d</i> <sub>6</sub> ) δ 6.80 (s, 2H), 4.68 (q, <i>J</i> = 7.0 Hz, 1H), 4.14 (dd, <i>J</i> = 12.5, 7.0 Hz, 1H), 3.82 (dd, <i>J</i> = 12.5, 7.0 Hz, 1H), 1.66–1.68 (m, 1H), 1.49–1.62 (m, 4H), 1.36–1.52 (m, 2H), 1.03–1.29 (m, 4H), 0.94–0.99 (m, 4H), 0.88 (t, <i>J</i> = 8.0 Hz, 3H).
2-158	<sup>1</sup> H NMR (500 MHz, DMSO- <i>d</i> <sub>6</sub> ) δ 6.80 (s, 2H), 5.00 (q, <i>J</i> = 7.0 Hz, 1H), 3.26 (dd, <i>J</i> = 12.5, 7.0 Hz, 1H), 2.78 (dd, <i>J</i> = 12.5, 7.0 Hz, 1H), 1.71–1.36 (m, 8H), 1.25–1.09 (m, 2H), 1.12–0.99 (m, 2H), 0.90–0.80 (m, 6H).
2-159	<sup>1</sup> H NMR (500 MHz, DMSO- <i>d</i> <sub>6</sub> ) δ 6.81 (s, 2H), 4.67 (q, <i>J</i> = 7.0 Hz, 1H), 3.89–4.02 (m, 2H), 1.52 (dd, <i>J</i> = 7.0, 3.0 Hz, 4H), 1.35–1.49 (m, 1H), 1.00–1.34 (m, 7H), 0.93 (d, <i>J</i> = 7.0 Hz, 3H), 0.89 (d, <i>J</i> = 7.0 Hz, 3H).
2-160	<sup>1</sup> H NMR (500 MHz, DMSO- <i>d</i> <sub>6</sub> ) δ 6.80 (s, 2H), 4.99 (q, <i>J</i> = 7.0 Hz, 1H), 3.23–3.45 (m, 1H), 2.95–3.06 (m, 1H), 1.47–1.63 (m, 7H), 1.34–1.50 (m, 1H), 1.19–1.31 (m, 1H), 1.15–1.18 (m, 2H), 1.00–

	1.15 (m, 1H), 0.91 (dd, $J = 25.0, 7.0$ Hz, 6H).
2-163	$^1\text{H}$ NMR (500 MHz, DMSO- $d_6$ ) $\delta$ 6.81 (s, 2H), 4.68 (qd, $J = 7.0, 2.0$ Hz, 2H), 1.52 (d, $J = 7.0$ Hz, 3H), 1.46 – 1.35 (m, 1H), 1.28 (s, 1H), 1.20 – 1.29 (m, 1H), 1.12 – 1.24 (m, 9H), 1.00 – 1.10 (m, 1H), 0.86-0.88(m, 3H).
2-164	$^1\text{H}$ NMR (500 MHz, DMSO- $d_6$ ) $\delta$ 6.80 (s, 2H), 5.00 (q, $J = 7.0$ Hz, 1H), 3.09 – 3.20 (m, 1H), 1.68 – 1.79 (m, 1H), 1.54 (d, $J = 6.5$ Hz, 3H), 1.32 – 1.45 (m, 2H), 1.29 (d, $J = 7.0$ Hz, 3H), 1.16-1.19(m, 6H), 1.13 (s, 1H), 0.86-0.88 (m, 3H).
2-175	$^1\text{H}$ NMR (500 MHz, DMSO- $d_6$ ) $\delta$ 6.81 (s, 2H), 4.67 (q, $J = 7.0$ Hz, 1H), 3.86 – 4.04 (m, 2H), 1.52 (d, $J = 7.0$ Hz, 3H), 1.12 – 1.31 (m, 14H), 0.86-0.89(m, 3H).
2-176	$^1\text{H}$ NMR (500 MHz, DMSO- $d_6$ ) $\delta$ 6.79 (s, 2H), 4.99 (q, $J = 7.0$ Hz, 1H), 3.24 – 3.33 (m, 1H), 2.96 – 3.06 (m, 1H), 1.47 – 1.62 (m, 5H), 1.14 – 1.31 (m, 11H), 1.07 – 1.17 (m, 1H), 0.85-0.89 (m, 3H).
2-195	$^1\text{H}$ NMR (500 MHz, DMSO- $d_6$ ) $\delta$ 6.80 (s, 2H), 4.67 (q, $J = 7.0$ Hz, 1H), 3.89 – 4.01 (m, 2H), 1.52 (d, $J = 7.0$ Hz, 3H), 1.08 – 1.33 (m, 16H), 0.84-0.90 (m, 3H).
2-196	$^1\text{H}$ NMR (500 MHz, DMSO- $d_6$ ) $\delta$ 6.80 (s, 2H), 4.99 (q, $J = 7.0$ Hz, 1H), 3.23 – 3.33 (m, 1H), 2.96 – 3.06 (m, 1H), 1.49 – 1.62 (m, 5H), 1.11 – 1.26 (m, 14H), 0.82 – 0.93 (m, 3H).
2-215	$^1\text{H}$ NMR (500 MHz, DMSO- $d_6$ ) $\delta$ 6.81 (s, 2H), 4.67 (q, $J = 7.0$ Hz, 1H), 3.91 – 4.01 (m, 2H), 1.52 (d, $J = 7.0$ Hz, 3H), 1.21 – 1.31 (m, 2H), 1.12 – 1.24 (m, 16H), 0.83 – 0.91 (m, 3H)
2-216	$^1\text{H}$ NMR (500 MHz, DMSO- $d_6$ ) $\delta$ 6.80 (s, 2H), 4.99 (q, $J = 7.0$ Hz, 1H), 3.23 – 3.33 (m, 1H), 2.96 – 3.06 (m, 1H), 1.48 – 1.62 (m, 5H), 1.11 – 1.27 (m, 16H), 0.82-0.92 (m, 3H).
2-235	$^1\text{H}$ NMR (500 MHz, DMSO- $d_6$ ) $\delta$ 6.81 (s, 2H), 4.67 (q, $J = 7.0$ Hz, 1H), 4.00-4.05 (m, 1H), 3.83 – 3.92 (m, 1H), 1.52 (d, $J = 7.0$ Hz, 3H), 1.09 – 1.32 (m, 20H), 0.82 – 0.92 (m, 3H).
2-236	$^1\text{H}$ NMR (500 MHz, DMSO- $d_6$ ) $\delta$ 6.80 (s, 2H), 4.99 (q, $J = 7.0$ Hz, 1H), 3.23 – 3.33 (m, 1H), 2.96 – 3.06 (m, 1H), 1.48 – 1.26 (m, 15H), 0.81 – 0.91 (m, 11H).
2-263	$^1\text{H}$ NMR (500 MHz, DMSO- $d_6$ ) $\delta$ 6.77 (s, 2H), 4.62 (q, $J = 7.0$ Hz, 1H), 3.32 (p, $J = 7.0$ Hz, 1H), 1.50 (d, $J = 7.0$ Hz, 3H), 0.44-0.48 (m, 2H), 0.23 – 0.35 (m, 2H).
2-264	$^1\text{H}$ NMR (500 MHz, DMSO- $d_6$ ) $\delta$ 6.80 (s, 2H), 4.68 (q, $J = 7.0$ Hz, 1H), 4.49 (p, $J = 7.0$ Hz, 1H), 2.09 – 2.20 (m, 2H), 1.78 – 1.92 (m, 3H), 1.63 – 1.76 (m, 1H), 1.52 (d, $J = 7.0$ Hz, 3H).
2-265	$^1\text{H}$ NMR (500 MHz, DMSO- $d_6$ ) $\delta$ 6.80 (s, 2H), 4.87 (p, $J = 7.0$ Hz, 1H), 4.68 (q, $J = 7.0$ Hz, 1H), 1.73-1.80 (m, 2H), 1.58-1.67 (m, 2H), 1.42 – 1.56 (m, 6H), 1.40-1.45 (m, 1H).
2-266	$^1\text{H}$ NMR (500 MHz, DMSO- $d_6$ ) $\delta$ 6.76 (s, 2H), 4.96 (s, 1H), 2.95 (s, 1H), 1.49 – 1.70 (m, 4H), 1.52 (s, 4H), 1.32-1.38 (m, 3H), 1.04-1.09 (m, 2H).
2-267	$^1\text{H}$ NMR (500 MHz, DMSO- $d_6$ ) $\delta$ 6.80 (s, 2H), 5.40 (d, $J = 12.5$ Hz, 1H), 4.89 (d, $J = 12.5$ Hz, 1H), 4.67 (q, $J = 7.0$ Hz, 1H), 1.53 (d, $J = 7.0$ Hz, 3H).
2-268	$^1\text{H}$ NMR (500 MHz, DMSO- $d_6$ ) $\delta$ 7.32 (d, $J = 12.5$ Hz, 1H), 6.80 (s, 2H), 6.29 (d, $J = 12.5$ Hz, 1H), 4.66 (q, $J = 7.0$ Hz, 1H), 1.56 (d, $J = 7.0$ Hz, 3H).
2-270	$^1\text{H}$ NMR (500 MHz, Chloroform- $d$ ) $\delta$ 4.49-4.58 (m, 2H), 4.45 (s, 2H), 3.72 – 3.62 (m, 1H), 3.60 – 3.50 (m, 2H), 3.37 (s, 3H), 2.51 (s, 3H), 1.68 (d, $J = 7.0$ Hz, 3H).
2-271	$^1\text{H}$ NMR (500 MHz, Chloroform- $d$ ) $\delta$ 4.67 (q, $J = 6.5$ Hz, 1H), 4.45 (s, 2H), 4.20 - 4.09 (m, 2H), 3.38 - 3.12 (m, 3H), 3.04 – 2.95 (m, 1H), 1.61 (d, $J = 6.5$ Hz, 3H), 1.59 – 1.15 (m, 4H), 1.03 (t, $J = 7.5$ Hz, 3H).
2-272	$^1\text{H}$ NMR (500 MHz, DMSO- $d_6$ ) $\delta$ 6.79 (s, 2H), 4.99 (q, $J = 7.0$ Hz, 1H), 3.37 (td, $J = 12.5, 3.0$ Hz, 1H), 3.30 (td, $J = 12.0, 1.5$ Hz, 1H), 3.21 (dt, $J = 12.5, 3.0$ Hz, 1H), 3.18 (s, 3H), 2.98 (td, $J = 12.5, 3.5$ Hz, 1H), 1.64 – 1.74 (m, 1H), 1.60 (tt, $J = 12.0, 3.5$ Hz, 1H), 1.54 (d, $J = 7.0$ Hz, 3H).
2-273	$^1\text{H}$ NMR (500 MHz, DMSO- $d_6$ ) $\delta$ 6.81 (s, 2H), 5.94-6.02 (m, 1H), 5.28 – 5.37 (m, 1H), 5.20 – 5.31 (m, 1H), 4.55 – 4.70 (m, 3H), 1.53 (d, $J = 7.0$ Hz, 3H).
2-274	$^1\text{H}$ NMR (500 MHz, DMSO- $d_6$ ) $\delta$ 6.80 (s, 2H), 4.96 (q, $J = 7.0$ Hz, 1H), 4.14 (dd, $J = 12.5, 3.0$ Hz, 1H), 3.53 (dd, $J = 12.5, 3.0$ Hz, 1H), 3.09 (t, $J = 3.0$ Hz, 1H), 1.61 (d, $J = 7.0$ Hz, 3H).
2-275	$^1\text{H}$ NMR (500 MHz, DMSO- $d_6$ ) $\delta$ 6.80 (s, 2H), 4.71 (dd, $J = 12.5, 3.0$ Hz, 1H), 4.59 – 4.70 (m, 2H), 3.55 (t, $J = 3.0$ Hz, 1H), 1.52 (d, $J = 7.0$ Hz, 3H).
2-276	$^1\text{H}$ NMR (500 MHz, DMSO- $d_6$ ) $\delta$ 6.80 (s, 2H), 4.50 – 4.83m, 3H), 4.25 – 4.48 (m, 2H), 1.50 (d, $J = 7.0$ Hz, 3H).
2-277	$^1\text{H}$ NMR (500 MHz, DMSO- $d_6$ ) $\delta$ 6.80 (s, 2H), 4.83 (dt, $J = 12.5, 1.5$ Hz, 1H), 4.70 (q, $J = 7.0$ Hz, 1H), 3.78 – 3.89 (m, 2H), 3.46-3.51(m, 1H), 1.52 (d, $J = 7.0$ Hz, 3H).
2-278	$^1\text{H}$ NMR (500 MHz, DMSO- $d_6$ ) $\delta$ 6.80 (s, 2H), 4.68 (q, $J = 7.0$ Hz, 1H), 4.54 (dt, $J = 12.5, 2.0$ Hz, 1H), 4.39-4.44 (m, 1H), 3.61 (dt, $J = 12.5, 2.0$ Hz, 1H), 3.29-3.34 (m, 1H), 1.48 (d, $J = 7.0$ Hz, 3H).

2-279	<sup>1</sup> H NMR (500 MHz, DMSO- <i>d</i> <sub>6</sub> ) δ 6.80 (s, 2H), 5.86 (t, <i>J</i> = 7.0 Hz, 1H), 4.68 – 4.78 (m, 1H), 4.62 – 4.72 (m, 1H), 3.74-3.87(m, 1H), 1.52 (d, <i>J</i> = 7.0 Hz, 3H).
2-280	<sup>1</sup> H NMR (500 MHz, DMSO- <i>d</i> <sub>6</sub> ) δ 7.06 (s, 2H), 5.13-5.14 (m, 1H), 4.15-4.17 (m, 2H), 2.12-2.26 (m, 2H), 1.74-1.77 (m, 2H), 1.43-1.52 (m, 3H).
2-281	<sup>1</sup> H NMR (500 MHz, DMSO- <i>d</i> <sub>6</sub> ) δ 6.80 (s, 2H), 5.17-5.25 (m, 1H), 4.66 (q, <i>J</i> = 7.0 Hz, 1H), 4.03-4.09 (m, 1H), 1.53 (d, <i>J</i> = 7.0 Hz, 3H).
2-282	<sup>1</sup> H NMR (500 MHz, Chloroform- <i>d</i> ) δ 4.77-5.00 (m, 2H), 4.59 (q, <i>J</i> = 7.0 Hz, 1H), 4.45 (s, 2H), 1.69 (d, <i>J</i> = 7.0Hz, 3H).
2-283	<sup>1</sup> H NMR (500 MHz, DMSO- <i>d</i> <sub>6</sub> ) δ 6.81 (s, 2H), 4.67 (q, <i>J</i> = 7.0 Hz, 1H), 4.37-4.42 (m, 1H), 4.02-4.08 (m, 1H), 2.75 (s, 6H), 2.59-2.62 (m, 1H), 1.79 – 1.89 (m, 1H), 1.52 (d, <i>J</i> = 7.0 Hz, 3H).
2-284	<sup>1</sup> H NMR (500 MHz, DMSO- <i>d</i> <sub>6</sub> ) δ 6.80 (s, 2H), 4.66 (q, <i>J</i> = 7.0Hz, 1H), 4.45-4.50 (m, 1H), 3.46-3.51 (m, 1H), 2.80 (s, 2H), 2.60-2.74 (m, 2H), 1.52 (d, <i>J</i> = 7.0Hz, 3H).
2-285	<sup>1</sup> H NMR (500 MHz, DMSO- <i>d</i> <sub>6</sub> ) δ 6.81 (s, 2H), 6.24-6.28 (m, 1H), 6.01-6.07 (m, 1H), 4.61 – 4.72 (m, 3H), 1.53 (d, <i>J</i> = 7.0 Hz, 3H).
2-286	<sup>1</sup> H NMR (500 MHz, Chloroform- <i>d</i> ) δ 6.07 (d, <i>J</i> = 12.5 Hz, 1H), 4.57 (q, <i>J</i> = 7.0 Hz, 1H), 4.43 (s, 2H), 4.25 (d, <i>J</i> = 12.5 Hz, 1H), 1.67 (d, <i>J</i> = 7.0 Hz, 3H).
2-287	<sup>1</sup> H NMR (500 MHz, DMSO- <i>d</i> <sub>6</sub> ) δ 7.00 (s, 2H), 5.11 (q, <i>J</i> = 7.0 Hz, 1H), 4.31-4.27 (m, 1H), 4.20-4.15 (m, 1H), 4.08-4.00 (m, 2H), 1.75 (s, 3H), 1.66 (s, 3H), 1.48 (d, <i>J</i> = 7.0 Hz, 3H).
2-288	<sup>1</sup> H NMR (500 MHz, Chloroform- <i>d</i> ) δ 5.90-5.98 (m, 1H), 5.13-5.26 (m, 1H), 5.22 – 5.11 (m, 1H), 4.94 – 4.86 (m, 1H), 4.68 – 4.59 (m, 2H), 4.45 (s, 2H), 1.69 (d, <i>J</i> = 7.0 Hz, 3H), 1.62 (s, 3H), 1.57 (s, 3H).
2-289	<sup>1</sup> H NMR (500 MHz, Chloroform- <i>d</i> ) δ 5.32 (d, <i>J</i> = 12.5 Hz, 1H), 5.03 (d, <i>J</i> = 12.5 Hz, 1H), 4.70 (q, <i>J</i> = 6.5 Hz, 1H), 4.47 (s, 2H), 2.95 (s, 3H), 2.84 (s, 3H), 1.61 (d, <i>J</i> = 6.5 Hz, 3H).
2-290	<sup>1</sup> H NMR (500 MHz, DMSO- <i>d</i> <sub>6</sub> ) δ 6.82 (s, 2H), 5.13 (q, <i>J</i> = 7.0 Hz, 1H), 4.26 (d, <i>J</i> = 12.5 Hz, 1H), 3.73 (d, <i>J</i> = 12.5 Hz, 1H), 3.67 (s, 3H), 1.50 (d, <i>J</i> = 7.0 Hz, 3H).
2-291	<sup>1</sup> H NMR (500 MHz, Chloroform- <i>d</i> ) δ 6.00 (dd, <i>J</i> = 10.0, 1.5 Hz, 1H), 4.59 (q, <i>J</i> = 6.5 Hz, 1H), 4.45 (s, 2H), 3.27 (s, 3H), 1.77 - 1.68 (m, 4H), 1.23 - 0.87 (m, 4H).
2-292	<sup>1</sup> H NMR (500 MHz, DMSO- <i>d</i> <sub>6</sub> ) δ 6.79 (s, 2H), 4.73 (q, <i>J</i> = 7.0 Hz, 1H), 2.47 (s, 3H), 2.41 (s, 3H), 1.50 (d, <i>J</i> = 7.0 Hz, 3H).
2-294	<sup>1</sup> H NMR (500 MHz, Chloroform- <i>d</i> ) δ 5.04 (d, <i>J</i> = 12.5 Hz, 1H), 4.89 (d, <i>J</i> = 12.5 Hz, 1H), 4.60 (q, <i>J</i> = 7.0 Hz, 1H), 4.45 (s, 2H), 4.23-4.30 (m, 2H), 1.69 (d, <i>J</i> = 7.0Hz, 3H), 1.22 (t, <i>J</i> = 8.0 Hz, 3H).
2-295	<sup>1</sup> H NMR (500 MHz, Chloroform- <i>d</i> ) δ 5.32 (q, <i>J</i> = 7.0 Hz, 1H), 4.62 (q, <i>J</i> = 7.0 Hz, 1H), 4.45 (s, 2H), 3.85 (s, 3H), 1.73 (d, <i>J</i> = 7.0 Hz, 3H), 1.59 (d, <i>J</i> = 7.0 Hz, 3H).
2-296	<sup>1</sup> H NMR (500 MHz, Chloroform- <i>d</i> ) δ 7.82 (q, <i>J</i> = 6.5 Hz, 1H), 4.57 (q, <i>J</i> = 6.5 Hz, 1H), 4.45 (s, 2H), 4.01 (s, 3H), 1.69 – 1.52 (m, 6H).
2-297	<sup>1</sup> H NMR (500 MHz, Chloroform- <i>d</i> ) δ 6.29 (t, <i>J</i> = 7.0 Hz, 1H), 4.57 (q, <i>J</i> = 7.0 Hz, 1H), 4.45 (s, 2H), 3.93-3.97 (m, 1H), 3.81-3.85 (m, 1H), 2.09 – 1.89 (m, 2H), 1.65-1.72 (m, 4H), 1.53-1.59 (m, 1H).
2-298	<sup>1</sup> H NMR (500 MHz, Chloroform- <i>d</i> ) δ 5.28 (q, <i>J</i> = 7.0 Hz, 1H), 5.15 (s, 2H), 4.27 – 4.07 (m, 3H), 3.91 – 3.73 (m, 2H), 2.04 – 1.82 (m, 3H), 1.66 (d, <i>J</i> = 7.0 Hz, 3H), 1.59-1.54 (m, 1H).
2-299	<sup>1</sup> H NMR (500 MHz, Chloroform- <i>d</i> ) δ 7.47 – 7.39 (m, 1H), 7.41 – 7.33 (m, 2H), 7.04 – 6.98 (m, 2H), 4.60 (q, <i>J</i> = 7.0 Hz, 1H), 4.42 (s, 2H), 1.76 (d, <i>J</i> = 7.0 Hz, 3H).
2-300	<sup>1</sup> H NMR (500 MHz, DMSO- <i>d</i> <sub>6</sub> ) δ 7.34-7.27 (m, 5H), 7.05 (s, 2H), 5.20-5.17 (m, 3H), 1.53 (d, <i>J</i> = 7.0 Hz, 3H).
2-301	<sup>1</sup> H NMR (500 MHz, Chloroform- <i>d</i> ) δ 7.25 – 7.34 (m, 5H), 5.59 (q, <i>J</i> = 7.0 Hz, 1H), 5.21 (s, 2H), 4.15 (s, 2H), 1.65 (d, <i>J</i> = 7.0 Hz, 3H).
2-302	<sup>1</sup> H NMR (500 MHz, Chloroform- <i>d</i> ) δ 7.31 – 7.17 (m, 4H), 5.77-5.79 (m, 1H), 4.68-4.71 (m, 1H), 4.55 (q, <i>J</i> = 7.0 Hz, 1H), 4.42 (s, 2H), 2.25 (s, 3H), 1.67 (d, <i>J</i> = 7.0 Hz, 3H).
2-303	<sup>1</sup> H NMR (500 MHz, DMSO- <i>d</i> <sub>6</sub> ) δ 7.17-7.20 (m, 1H), 7.10 – 7.19 (m, 2H), 7.02-7.06 (m, 1H), 6.76 (s, 2H), 4.92 (q, <i>J</i> = 7.0 Hz, 1H), 4.49 (dt, <i>J</i> = 12.0, 1.0 Hz, 1H), 4.30 – 4.40 (m, 1H), 2.23 (d, <i>J</i> = 1.5 Hz, 3H), 1.31 (d, <i>J</i> = 7.0Hz, 3H).
2-304	<sup>1</sup> H NMR (500 MHz, DMSO- <i>d</i> <sub>6</sub> ) δ 7.38 (t, <i>J</i> = 7.5 Hz, 1H), 7.31-7.33 (m, 2H), 7.02-7.04 (m, 1H), 6.78 (s, 2H), 5.04-5.16 (m, 2H), 4.65 (q, <i>J</i> = 7.0 Hz, 1H), 2.22 (d, <i>J</i> = 2.0 Hz, 1H), 2.22 (s, 2H), 1.51 (d, <i>J</i> = 7.0 Hz, 3H).
2-305	<sup>1</sup> H NMR (500 MHz, DMSO- <i>d</i> <sub>6</sub> ) δ 7.25 – 7.34 (m, 2H), 7.22 – 7.29 (m, 1H), 6.93 – 6.99 (m, 1H), 6.77 (s, 2H), 4.99 (q, <i>J</i> = 7.0 Hz, 1H), 4.41 – 4.51 (m, 1H), 4.10 – 4.17 (m, 1H), 2.22 (d, <i>J</i> = 2.0 Hz, 1H), 2.22 (s, 2H), 1.53 (d, <i>J</i> = 7.0 Hz, 3H).

2-306	<sup>1</sup> H NMR (500 MHz, DMSO- <i>d</i> <sub>6</sub> ) δ 7.39 – 7.46 (m, 2H), 7.17 – 7.23(m, 2H), 6.78 (s, 2H), 5.10 (dt, <i>J</i> = 12.5, 1.0 Hz, 1H), 5.04 (d, <i>J</i> = 12.5 Hz, 1H), 4.65 (q, <i>J</i> = 7.0 Hz, 1H), 2.21 (d, <i>J</i> = 2.0 Hz, 1H), 2.21 (s, 2H), 1.51 (d, <i>J</i> = 7.0 Hz, 3H).
2-307	<sup>1</sup> H NMR (500 MHz, DMSO- <i>d</i> <sub>6</sub> ) δ 7.31 (dt, <i>J</i> = 7.5, 1.0 Hz, 2H), 7.09 (dd, <i>J</i> = 7.5, 1.5 Hz, 2H), 6.77 (s, 2H), 4.99 (q, <i>J</i> = 7.0 Hz, 1H), 4.47 (dt, <i>J</i> = 12.5, 1.0 Hz, 1H), 4.10 (dt, <i>J</i> = 12.5, 1.0 Hz, 1H), 2.21 (d, <i>J</i> = 2.0 Hz, 1H), 2.21 (s, 2H), 1.54 (d, <i>J</i> = 7.0 Hz, 3H).
2-308	<sup>1</sup> H NMR (500 MHz, DMSO- <i>d</i> <sub>6</sub> ) δ 7.39 – 7.46 (m, 1H), 7.28 – 7.40 (m, 2H), 7.14-7.48 (m, 1H), 6.78 (s, 2H), 5.43 (dd, <i>J</i> = 12.5, 1.0 Hz, 1H), 5.07 (d, <i>J</i> = 12.5 Hz, 1H), 4.66 (q, <i>J</i> = 7.0 Hz, 1H), 1.52 (d, <i>J</i> = 7.0 Hz, 3H).
2-309	<sup>1</sup> H NMR (500 MHz, DMSO- <i>d</i> <sub>6</sub> ) δ 7.23-7.31 (m, 3H), 7.07 (td, <i>J</i> = 7.5, 2.0 Hz, 1H), 6.77 (s, 2H), 4.99 (q, <i>J</i> = 7.0 Hz, 1H), 4.52 (d, <i>J</i> = 12.5 Hz, 1H), 4.35 (dd, <i>J</i> = 12.5, 1.0 Hz, 1H), 1.54 (d, <i>J</i> = 7.0 Hz, 3H).
2-310	<sup>1</sup> H NMR (500 MHz, DMSO- <i>d</i> <sub>6</sub> ) δ 7.37-7.41 (m, 1H), 7.28-7.30 (m, 1H), 7.22-7.24 (m, 1H), 7.00-7.04 (m, 1H), 6.77 (s, 2H), 5.40 (dt, <i>J</i> = 12.5, 1.0 Hz, 1H), 4.87 (d, <i>J</i> = 12.5 Hz, 1H), 4.64 (q, <i>J</i> = 7.0 Hz, 1H), 1.50 (d, <i>J</i> = 7.0 Hz, 3H).
2-311	<sup>1</sup> H NMR (500 MHz, DMSO- <i>d</i> <sub>6</sub> ) δ 7.33 (td, <i>J</i> = 7.5, 5.5 Hz, 1H), 7.21 (dq, <i>J</i> = 7.5, 2.0 Hz, 1H), 7.10 (dq, <i>J</i> = 9.0, 2.0 Hz, 1H), 6.93-6.97 (m, 1H), 6.76 (s, 2H), 4.74 (dt, <i>J</i> = 12.5, 1.0 Hz, 1H), 4.52 (q, <i>J</i> = 6.5 Hz, 1H), 4.19 (d, <i>J</i> = 12.5 Hz, 1H), 1.51 (d, <i>J</i> = 7.0 Hz, 3H).
2-312	<sup>1</sup> H NMR (500 MHz, DMSO- <i>d</i> <sub>6</sub> ) δ 7.37-7.41 (m, 2H), 7.17 – 7.25 (m, 2H), 6.75 (s, 2H), 5.58 – 5.65 (m, 1H), 4.58 – 4.69 (m, 2H), 1.49 (d, <i>J</i> = 7.0 Hz, 3H).
2-313	<sup>1</sup> H NMR (500 MHz, DMSO- <i>d</i> <sub>6</sub> ) δ 7.41-7.45 (m, 2H), 7.08– 7.16 (m, 2H), 6.76 (s, 2H), 4.64 (dt, <i>J</i> = 12.0, 1.0 Hz, 1H), 4.58 (q, <i>J</i> = 7.0 Hz, 1H), 4.11 (d, <i>J</i> = 12.5 Hz, 1H), 1.51 (d, <i>J</i> = 7.0 Hz, 3H).
2-314	<sup>1</sup> H NMR (500 MHz, DMSO- <i>d</i> <sub>6</sub> ) δ 7.39 – 7.49 (m, 2H), 7.24 (td, <i>J</i> = 7.5, 2.0 Hz, 1H), 7.10 (td, <i>J</i> = 7.5, 2.0 Hz, 1H), 6.77 (s, 2H), 5.56 (d, <i>J</i> = 12.5 Hz, 1H), 4.85 (dd, <i>J</i> = 12.5, 1.0 Hz, 1H), 4.64 (q, <i>J</i> = 7.0 Hz, 1H), 1.52 (d, <i>J</i> = 7.0 Hz, 3H).
2-315	<sup>1</sup> H NMR (500 MHz, DMSO- <i>d</i> <sub>6</sub> ) δ 7.39 (dd, <i>J</i> = 7.5, 2.0 Hz, 1H), 7.24-7.28 (m, 1H), 7.18 (td, <i>J</i> = 7.5, 2.0 Hz, 1H), 7.03 (td, <i>J</i> = 7.5, 2.0 Hz, 1H), 6.77 (s, 2H), 5.00 (q, <i>J</i> = 7.0 Hz, 1H), 4.64 (dd, <i>J</i> = 12.5, 1.0 Hz, 1H), 4.37 (dd, <i>J</i> = 12.5, 1.0 Hz, 1H), 1.54 (d, <i>J</i> = 7.0 Hz, 3H).
2-316	<sup>1</sup> H NMR (500 MHz, DMSO- <i>d</i> <sub>6</sub> ) δ 7.51 (q, <i>J</i> = 1.5 Hz, 1H), 7.27– 7.34(m, 3H), 6.80 (s, 2H), 5.82 (d, <i>J</i> = 12.5 Hz, 1H), 4.64 (q, <i>J</i> = 7.0 Hz, 1H), 4.52 (d, <i>J</i> = 12.5 Hz, 1H), 1.47 (d, <i>J</i> = 6.5 Hz, 3H).
2-317	<sup>1</sup> H NMR (500 MHz, DMSO- <i>d</i> <sub>6</sub> ) δ 7.54 (q, <i>J</i> = 1.5 Hz, 1H), 7.25– 7.37(m, 3H), 6.79 (s, 2H), 4.72 (dt, <i>J</i> = 12.5, 1.0 Hz, 1H), 4.49 (q, <i>J</i> = 7.0 Hz, 1H), 4.19 (d, <i>J</i> = 12.5 Hz, 1H), 1.51 (d, <i>J</i> = 7.0 Hz, 3H).
2-318	<sup>1</sup> H NMR (500 MHz, DMSO- <i>d</i> <sub>6</sub> ) δ 7.40 – 7.47 (m, 2H), 7.31 – 7.37 (m, 2H), 6.75 (s, 2H), 5.73 (dt, <i>J</i> = 12.5, 1.0 Hz, 1H), 4.65 (q, <i>J</i> = 6.5 Hz, 1H), 4.56 (d, <i>J</i> = 12.5 Hz, 1H), 1.48 (d, <i>J</i> = 7.0 Hz, 3H).
2-319	<sup>1</sup> H NMR (500 MHz, DMSO- <i>d</i> <sub>6</sub> ) δ 7.37 – 7.44 (m, 2H), 7.31 – 7.37 (m, 2H), 6.75 (s, 2H), 5.03 (q, <i>J</i> = 7.0 Hz, 1H), 4.68 (d, <i>J</i> = 12.5 Hz, 1H), 4.15 (dt, <i>J</i> = 12.5, 1.2 Hz, 1H), 1.50 (d, <i>J</i> = 7.0 Hz, 3H).
2-320	<sup>1</sup> H NMR (500 MHz, DMSO- <i>d</i> <sub>6</sub> ) δ 7.65 (dd, <i>J</i> = 7.5, 2.0 Hz, 1H), 7.40-7.42 (m, 1H), 7.32 (td, <i>J</i> = 7.5, 2.0 Hz, 1H), 7.25 (td, <i>J</i> = 7.5, 2.0 Hz, 1H), 6.77 (s, 2H), 5.58 (d, <i>J</i> = 12.5 Hz, 1H), 4.88 (dd, <i>J</i> = 12.5, 1.0 Hz, 1H), 4.66 (q, <i>J</i> = 7.0 Hz, 1H), 1.54 (d, <i>J</i> = 7.0 Hz, 3H).
2-321	<sup>1</sup> H NMR (500 MHz, DMSO- <i>d</i> <sub>6</sub> ) δ 7.50 (dd, <i>J</i> = 7.5, 1.5 Hz, 1H), 7.26 – 7.35 (m, 2H), 7.13 – 7.22 (m, 1H), 6.77 (s, 2H), 5.22 (d, <i>J</i> = 12.5 Hz, 1H), 5.04 (q, <i>J</i> = 7.0 Hz, 1H), 4.05 – 4.12(m, 1H), 1.50 (d, <i>J</i> = 7.0 Hz, 3H).
2-322	<sup>1</sup> H NMR (500 MHz, DMSO- <i>d</i> <sub>6</sub> ) δ 7.61 (q, <i>J</i> = 2.0 Hz, 1H), 7.51 (dt, <i>J</i> = 7.5, 2.0 Hz, 1H), 7.45 (dq, <i>J</i> = 7.5, 2.0 Hz, 1H), 7.28 (t, <i>J</i> = 7.5 Hz, 1H), 6.83 (s, 2H), 5.81 (dt, <i>J</i> = 12.5, 1.0 Hz, 1H), 4.64 (q, <i>J</i> = 7.0 Hz, 1H), 4.49 (d, <i>J</i> = 12.5 Hz, 1H), 1.47 (d, <i>J</i> = 7.0 Hz, 3H).
2-323	<sup>1</sup> H NMR (500 MHz, DMSO- <i>d</i> <sub>6</sub> ) δ 7.39 – 7.49 (m, 3H), 7.22 (t, <i>J</i> = 7.5 Hz, 1H), 6.83 (s, 2H), 4.71 (dt, <i>J</i> = 12.5, 1.0 Hz, 1H), 4.48 (q, <i>J</i> = 7.0 Hz, 1H), 4.16 (d, <i>J</i> = 12.5 Hz, 1H), 1.51 (d, <i>J</i> = 7.0 Hz, 3H).
2-324	<sup>1</sup> H NMR (500 MHz, DMSO- <i>d</i> <sub>6</sub> ) δ 7.59 – 7.66 (m, 2H), 7.26 – 7.33 (m, 2H), 6.77 (s, 2H), 5.77 (dt, <i>J</i> = 12.5, 1.0 Hz, 1H), 4.65 (q, <i>J</i> = 7.0 Hz, 1H), 4.54 (d, <i>J</i> = 12.5 Hz, 1H), 1.48 (d, <i>J</i> = 7.0 Hz, 3H).
2-325	<sup>1</sup> H NMR (500 MHz, DMSO- <i>d</i> <sub>6</sub> ) δ 7.52 – 7.59 (m, 2H), 7.22 (dt, <i>J</i> = 7.5, 1.0 Hz, 2H), 6.77 (s, 2H), 4.99 (q, <i>J</i> = 7.0 Hz, 1H), 4.48 (dt, <i>J</i> = 12.5, 1.0 Hz, 1H), 4.13 (dt, <i>J</i> = 12.5, 1.0 Hz, 1H), 1.53 (d, <i>J</i> = 7.0 Hz, 3H).
2-327	<sup>1</sup> H NMR (500 MHz, DMSO- <i>d</i> <sub>6</sub> ) δ 7.56 – 7.62 (m, 1H), 7.49 (td, <i>J</i> = 7.5, 2.0 Hz, 1H), 7.37 – 7.46 (m, 2H), 6.77 (s, 2H), 5.55 (dd, <i>J</i> = 12.5, 1.0 Hz, 1H), 5.14 (dd, <i>J</i> = 12.5, 1.0 Hz, 1H), 4.63 (q, <i>J</i> = 7.0 Hz, 1H), 1.55 (d, <i>J</i> = 7.0 Hz, 3H).
2-328	<sup>1</sup> H NMR (500 MHz, DMSO- <i>d</i> <sub>6</sub> ) δ 7.52 (dd, <i>J</i> = 7.0, 2.0 Hz, 1H), 7.40 (td, <i>J</i> = 7.5, 2.0 Hz, 1H), 7.29 (t,

	$J = 7.2$ Hz, 2H), 6.77 (s, 2H), 5.01 (q, $J = 7.0$ Hz, 1H), 4.66 (d, $J = 12.5$ Hz, 1H), 4.55 (dd, $J = 12.5$ , 1.0 Hz, 1H), 1.54 (d, $J = 7.0$ Hz, 3H).
2-329	$^1\text{H}$ NMR (500 MHz, DMSO- $d_6$ ) $\delta$ 7.65 (dd, $J = 2.5$ , 1.5 Hz, 1H), 7.58 (dq, $J = 5.5$ , 3.0 Hz, 1H), 7.50 (s, 1H), 7.49 (d, $J = 3.0$ Hz, 1H), 6.77 (s, 2H), 5.09 – 5.18 (m, 2H), 4.64 (q, $J = 7.0$ Hz, 1H), 1.51 (d, $J = 6.5$ Hz, 3H).
2-330	$^1\text{H}$ NMR (500 MHz, DMSO- $d_6$ ) $\delta$ 7.60 (d, $J = 2.0$ Hz, 1H), 7.50 – 7.57 (m, 1H), 7.38 – 7.46 (m, 2H), 6.77 (s, 2H), 4.90 (q, $J = 7.0$ Hz, 1H), 4.59 (dt, $J = 12.5$ , 1.0 Hz, 1H), 4.18 (dd, $J = 12.5$ , 1.5 Hz, 1H), 1.55 (d, $J = 7.0$ Hz, 3H).
2-331	$^1\text{H}$ NMR (500 MHz, DMSO- $d_6$ ) $\delta$ 7.69 (d, $J = 7.0$ Hz, 2H), 7.52 – 7.58 (m, 2H), 6.78 (s, 2H), 5.18 (dt, $J = 12.5$ , 1.0 Hz, 1H), 5.10 (d, $J = 12.5$ Hz, 1H), 4.65 (q, $J = 7.0$ Hz, 1H), 1.51 (d, $J = 7.0$ Hz, 3H).
2-332	$^1\text{H}$ NMR (500 MHz, DMSO- $d_6$ ) $\delta$ 7.59 – 7.65 (m, 2H), 7.40 – 7.46 (m, 2H), 6.78 (s, 2H), 5.02 (q, $J = 7.0$ Hz, 1H), 4.73 (d, $J = 12.5$ Hz, 1H), 4.19 (dt, $J = 12.5$ , 1.0 Hz, 1H), 1.50 (d, $J = 7.0$ Hz, 3H).
2-333	$^1\text{H}$ NMR (500 MHz, DMSO- $d_6$ ) $\delta$ 7.71 – 7.78 (m, 1H), 7.60-7.66 (m, 3H), 6.77 (s, 2H), 5.59 (d, $J = 12.5$ Hz, 1H), 5.10 (d, $J = 12.5$ Hz, 1H), 4.63 (q, $J = 7.0$ Hz, 1H), 1.55 (d, $J = 7.0$ Hz, 3H).
2-334	$^1\text{H}$ NMR (500 MHz, DMSO- $d_6$ ) $\delta$ 7.64 (dd, $J = 7.0$ , 2.0 Hz, 1H), 7.46 – 7.58 (m, 2H), 7.42 – 7.48 (m, 1H), 6.76 (s, 2H), 5.05 (q, $J = 7.0$ Hz, 1H), 4.76 (dd, $J = 12.5$ , 1.0 Hz, 1H), 4.50 (dd, $J = 12.5$ , 1.0 Hz, 1H), 1.52 (d, $J = 7.0$ Hz, 3H).
2-335	$^1\text{H}$ NMR (500 MHz, DMSO- $d_6$ ) $\delta$ 7.96 (q, $J = 1.5$ Hz, 1H), 7.86 (dt, $J = 7.5$ , 2.0 Hz, 1H), 7.64-7.67 (m, 1H), 7.49 (t, $J = 7.5$ Hz, 1H), 6.77 (s, 2H), 5.69 (d, $J = 12.5$ Hz, 1H), 4.60 – 4.69 (m, 2H), 1.48 (d, $J = 7.0$ Hz, 3H).
2-336	$^1\text{H}$ NMR (500 MHz, DMSO- $d_6$ ) $\delta$ 7.76 – 7.84 (m, 2H), 7.62 – 7.69 (m, 1H), 7.45 (t, $J = 7.5$ Hz, 1H), 6.81 (s, 2H), 5.00 (q, $J = 7.0$ Hz, 1H), 4.75 (d, $J = 12.5$ Hz, 1H), 4.23 (dt, $J = 12.5$ , 1.0 Hz, 1H), 1.52 (d, $J = 7.0$ Hz, 3H).
2-337	$^1\text{H}$ NMR (500 MHz, DMSO- $d_6$ ) $\delta$ 7.84 – 7.90 (m, 2H), 7.66 – 7.73 (m, 2H), 6.76 (s, 2H), 5.79 (dt, $J = 12.5$ , 1.0 Hz, 1H), 4.62 – 4.70 (m, 2H), 1.49 (d, $J = 7.0$ Hz, 3H).
2-338	$^1\text{H}$ NMR (500 MHz, DMSO- $d_6$ ) $\delta$ 7.61 – 7.68 (m, 2H), 7.46 – 7.52 (m, 2H), 6.77 (s, 2H), 4.99 (q, $J = 7.0$ Hz, 1H), 4.75 (d, $J = 12.5$ Hz, 1H), 4.23 (dt, $J = 12.5$ , 1.0 Hz, 1H), 1.52 (d, $J = 7.0$ Hz, 3H).
2-339	$^1\text{H}$ NMR (500 MHz, DMSO- $d_6$ ) $\delta$ 7.95–8.02 (m, 2H), 7.82 – 7.90 (m, 2H), 7.81 (dd, $J = 7.5$ , 1.5 Hz, 1H), 7.47 – 7.56 (m, 2H), 6.11 (s, 2H), 5.07 (q, $J = 7.0$ Hz, 1H), 1.46 (d, $J = 7.0$ Hz, 3H).
2-340	$^1\text{H}$ NMR (500 MHz, DMSO- $d_6$ ) $\delta$ 8.01-8.04 (m, 1H), 7.90 – 7.99 (m, 3H), 7.66 (dt, $J = 7.5$ , 1.0 Hz, 1H), 7.57 (dd, $J = 5.5$ , 3.5 Hz, 2H), 5.92 (s, 2H), 5.53 (dt, $J = 12.5$ , 1.0 Hz, 1H), 5.00 (d, $J = 12.5$ Hz, 1H), 4.69 (q, $J = 7.0$ Hz, 1H), 1.50 (d, $J = 6.5$ Hz, 3H).
2-341	$^1\text{H}$ NMR (500 MHz, DMSO- $d_6$ ) $\delta$ 8.02 (dt, $J = 7.5$ , 1.5 Hz, 1H), 7.95 (dq, $J = 7.0$ , 1.5 Hz, 2H), 7.66 (dt, $J = 7.5$ , 1.5 Hz, 1H), 7.55 – 7.66 (m, 2H), 7.38 (td, $J = 7.5$ , 1.5 Hz, 1H), 5.92 (s, 2H), 5.62 (d, $J = 12.5$ Hz, 1H), 5.14 (dd, $J = 12.5$ , 1.0 Hz, 1H), 4.69 (q, $J = 7.0$ Hz, 1H), 1.55 (d, $J = 7.0$ Hz, 3H).
2-342	$^1\text{H}$ NMR (500 MHz, DMSO- $d_6$ ) $\delta$ 8.53 (dd, $J = 5.0$ , 1.5 Hz, 1H), 7.75 (td, $J = 8.0$ , 1.5 Hz, 1H), 7.51 (dt, $J = 8.0$ , 1.5 Hz, 1H), 7.28-7.30 (m, 1H), 6.78 (s, 2H), 5.44 (dd, $J = 12.5$ , 1.5 Hz, 1H), 5.18 (d, $J = 12.5$ Hz, 1H), 4.65 (q, $J = 7.0$ Hz, 1H), 1.51 (d, $J = 7.0$ Hz, 3H).
2-343	$^1\text{H}$ NMR (500 MHz, DMSO- $d_6$ ) $\delta$ 8.40 (dd, $J = 5.0$ , 1.0 Hz, 1H), 7.67 (td, $J = 8.0$ , 1.5 Hz, 1H), 7.49 (dt, $J = 8.0$ , 1.5 Hz, 1H), 7.28-7.31 (m, 1H), 6.76 (s, 2H), 5.05 (d, $J = 12.5$ Hz, 1H), 5.00 (q, $J = 7.0$ Hz, 1H), 4.13 (dd, $J = 12.5$ , 1.5 Hz, 1H), 1.51 (d, $J = 7.0$ Hz, 3H).
2-344	$^1\text{H}$ NMR (500 MHz, DMSO- $d_6$ ) $\delta$ 8.58 (d, $J = 5.0$ Hz, 2H), 7.51 – 7.56 (m, 2H), 6.77 (s, 2H), 5.07 (dt, $J = 12.5$ , 1.0 Hz, 1H), 4.94 (d, $J = 12.5$ Hz, 1H), 4.65 (q, $J = 7.0$ Hz, 1H), 1.51 (d, $J = 7.0$ Hz, 3H).
2-345	$^1\text{H}$ NMR (500 MHz, DMSO- $d_6$ ) $\delta$ 8.40 (d, $J = 5.0$ Hz, 2H), 7.38 (d, $J = 5.0$ Hz, 2H), 6.77 (s, 2H), 4.95 (q, $J = 7.0$ Hz, 1H), 4.48 (d, $J = 12.5$ Hz, 1H), 4.11 (d, $J = 12.5$ Hz, 1H), 1.54 (d, $J = 7.0$ Hz, 3H).
2-346	$^1\text{H}$ NMR (500 MHz, DMSO- $d_6$ ) $\delta$ 8.59 (dd, $J = 5.0$ , 1.5 Hz, 1H), 8.43 (d, $J = 1.0$ Hz, 1H), 8.01 (dd, $J = 8.0$ , 5.0 Hz, 1H), 7.53 (dt, $J = 8.0$ , 1.5 Hz, 1H), 6.77 (s, 2H), 4.99 (d, $J = 12.5$ Hz, 1H), 4.93 (d, $J = 12.5$ Hz, 1H), 4.64 (q, $J = 7.0$ Hz, 1H), 1.51 (d, $J = 7.0$ Hz, 3H).
2-347	$^1\text{H}$ NMR (500 MHz, DMSO- $d_6$ ) $\delta$ 8.39 – 8.49 (m, 2H), 7.59 (dt, $J = 8.0$ , 1.5 Hz, 1H), 7.36 (dd, $J = 8.0$ , 5.0 Hz, 1H), 6.77 (s, 2H), 4.96 (q, $J = 7.0$ Hz, 1H), 4.46 (d, $J = 12.5$ Hz, 1H), 4.10 (d, $J = 12.5$ Hz, 1H), 1.54 (d, $J = 7.0$ Hz, 3H).
2-348	$^1\text{H}$ NMR (500 MHz, Chloroform- $d$ ) $\delta$ 7.41 (d, $J = 2.0$ Hz, 1H), 6.41 (d, $J = 3.5$ Hz, 1H), 6.36 (dd, $J = 3.5$ , 2.0 Hz, 1H), 5.25 (q, $J = 7.0$ Hz, 1H), 5.20 – 5.08 (m, 4H), 1.63 (d, $J = 7.0$ Hz, 3H).
2-349	$^1\text{H}$ NMR (500 MHz, DMSO- $d_6$ ) $\delta$ 7.46 (d, $J = 7.5$ Hz, 1H), 7.25 (d, $J = 1.5$ Hz, 1H), 6.81 (s, 2H), 6.37 (dd, $J = 7.5$ , 1.5 Hz, 1H), 5.47 (d, $J = 12.5$ Hz, 1H), 4.99 (d, $J = 12.5$ Hz, 1H), 4.69 (q, $J = 7.0$ Hz, 1H),

	1.53 (d, $J = 7.0$ Hz, 3H).
2-350	$^1\text{H}$ NMR (500 MHz, DMSO- $d_6$ ) $\delta$ 7.35 (dd, $J = 6.5, 2.0$ Hz, 1H), 7.00 – 7.09 (m, 2H), 6.81 (s, 2H), 5.71 (d, $J = 12.5$ Hz, 1H), 5.20 (d, $J = 12.5$ Hz, 1H), 4.69 (q, $J = 7.0$ Hz, 1H), 1.54 (d, $J = 7.0$ Hz, 3H).
2-351	$^1\text{H}$ NMR (500 MHz, DMSO- $d_6$ ) $\delta$ 7.33 (d, $J = 7.5$ Hz, 1H), 7.05 – 7.12 (m, 2H), 6.81 (s, 2H), 5.51 (d, $J = 12.5$ Hz, 1H), 4.87 (d, $J = 12.5$ Hz, 1H), 4.71 (q, $J = 7.0$ Hz, 1H), 1.52 (d, $J = 7.0$ Hz, 3H).
2-352	$^1\text{H}$ NMR (500 MHz, DMSO- $d_6$ ) $\delta$ 6.82 (s, 2H), 5.84 (s, 1H), 4.69 (q, $J = 7.0$ Hz, 1H), 3.72 (s, 3H), 2.32 (s, 3H), 1.44 (d, $J = 7.0$ Hz, 3H).
2-353	$^1\text{H}$ NMR (500 MHz, DMSO- $d_6$ ) $\delta$ 7.53 (d, $J = 7.5$ Hz, 1H), 6.81 (s, 2H), 6.37 (dd, $J = 7.5, 1.0$ Hz, 1H), 5.40 – 5.47 (m, 1H), 5.03 (d, $J = 12.5$ Hz, 1H), 4.70 (q, $J = 7.0$ Hz, 1H), 3.75 (s, 3H), 1.55 (d, $J = 7.0$ Hz, 3H).
2-354	$^1\text{H}$ NMR (500 MHz, DMSO- $d_6$ ) $\delta$ 7.70 (t, $J = 1.5$ Hz, 1H), 7.01 (t, $J = 1.0$ Hz, 1H), 6.81 (s, 2H), 5.00 – 5.07 (m, 2H), 4.69 (q, $J = 7.0$ Hz, 1H), 3.89 (s, 3H), 1.54 (d, $J = 7.0$ Hz, 3H).
2-355	$^1\text{H}$ NMR (500 MHz, DMSO- $d_6$ ) $\delta$ 7.19 – 7.28 (m, 2H), 7.15 – 7.21 (m, 1H), 7.09 – 7.29 (m, 1H), 6.77 (s, 2H), 4.71 (q, $J = 7.0$ Hz, 1H), 2.10 (d, $J = 1.0$ Hz, 3H), 1.61 (d, $J = 7.0$ Hz, 3H).
2-357	$^1\text{H}$ NMR (500 MHz, DMSO- $d_6$ ) $\delta$ 7.71 (t, $J = 2.0$ Hz, 1H), 7.52 (dt, $J = 7.5, 2.0$ Hz, 1H), 7.36 (dt, $J = 7.5, 2.0$ Hz, 1H), 7.25 (t, $J = 7.5$ Hz, 1H), 6.74 (s, 2H), 5.04 (q, $J = 7.0$ Hz, 1H), 1.52 (d, $J = 7.0$ Hz, 3H).
2-358	$^1\text{H}$ NMR (500 MHz, DMSO- $d_6$ ) $\delta$ 7.61 – 7.67 (m, 2H), 6.93–7.00 (m, 2H), 6.73 (s, 2H), 5.06 (q, $J = 7.0$ Hz, 1H), 3.79 (s, 3H), 1.51 (d, $J = 7.0$ Hz, 3H).
2-360	$^1\text{H}$ NMR (500 MHz, DMSO- $d_6$ ) $\delta$ 7.46 – 7.53 (m, 2H), 7.28 (t, $J = 7.5$ Hz, 1H), 7.15–7.18 (M, 1H), 6.77 (s, 2H), 4.98 (q, $J = 7.0$ Hz, 1H), 2.89 (tt, $J = 8.0, 6.0$ Hz, 1H), 1.45 (d, $J = 7.0$ Hz, 3H), 1.17–1.23 (m, 6H).
2-363	$^1\text{H}$ NMR (500 MHz, DMSO- $d_6$ ) $\delta$ 8.50 (d, $J = 5.0$ Hz, 2H), 7.76 (d, $J = 5.0$ Hz, 2H), 6.74 (s, 2H), 5.03 (q, $J = 7.0$ Hz, 1H), 1.51 (d, $J = 7.0$ Hz, 3H).
2-365	$^1\text{H}$ NMR (500 MHz, DMSO- $d_6$ ) $\delta$ 6.97 (s, 1H), 6.82 (s, 2H), 5.06 (q, $J = 7.0$ Hz, 1H), 3.90 (s, 3H), 2.14 (s, 3H), 1.53 (d, $J = 7.0$ Hz, 3H).
2-368	$^1\text{H}$ NMR (500 MHz, DMSO- $d_6$ ) $\delta$ 6.80 (s, 2H), 6.66 (dd, $J = 7.5, 1.5$ Hz, 1H), 6.29 (dd, $J = 7.5, 1.5$ Hz, 1H), 6.12 (t, $J = 7.5$ Hz, 1H), 5.07 (q, $J = 7.0$ Hz, 1H), 3.62 (s, 3H), 1.56 (d, $J = 7.0$ Hz, 3H).
2-370	$^1\text{H}$ NMR (500 MHz, DMSO- $d_6$ ) $\delta$ 6.80 (s, 2H), 4.98 (d, $J = 12.5$ Hz, 1H), 4.93 (d, $J = 12.5$ Hz, 1H), 4.66 (q, $J = 6.5$ Hz, 1H), 3.44–3.51 (m, 1H), 3.16–3.24 (m, 1H), 1.51 (d, $J = 7.0$ Hz, 3H), 1.05 (t, $J = 8.0$ Hz, 3H).
2-371	$^1\text{H}$ NMR (500 MHz, Chloroform- $d$ ) $\delta$ 6.76 (s, 1H), 4.61 (q, $J = 6.5$ Hz, 1H), 4.44 (s, 2H), 1.73 (d, $J = 6.5$ Hz, 3H), 1.66 (s, 2H).
2-372	$^1\text{H}$ NMR (500 MHz, Chloroform- $d$ ) $\delta$ 8.09 (s, 1H), 4.93 (s, 1H), 4.71 (q, $J = 6.5$ Hz, 1H), 4.47 (s, 2H), 3.63 (s, 3H), 1.71 (d, $J = 6.5$ Hz, 3H), 1.44 (s, 9H).
2-373	$^1\text{H}$ NMR (500 MHz, DMSO- $d_6$ ) $\delta$ 7.46 (s, 2H), 6.79 (s, 2H), 5.02 (q, $J = 7.0$ Hz, 1H), 1.59 (d, $J = 7.0$ Hz, 3H).
2-376	$^1\text{H}$ NMR (500 MHz, DMSO- $d_6$ ) $\delta$ 6.12 (s, 1H), 4.99 (q, $J = 7.0$ Hz, 1H), 3.66 (dq, $J = 12.5, 8.0$ Hz, 1H), 3.28 (dq, $J = 12.5, 8.0$ Hz, 1H), 2.31 (s, 3H), 1.54 (d, $J = 7.0$ Hz, 3H), 1.26 (t, $J = 8.0$ Hz, 3H).
2-377	$^1\text{H}$ NMR (500 MHz, Chloroform- $d$ ) $\delta$ 9.90 (s, 1H), 4.64 (q, $J = 7.0$ Hz, 1H), 3.85 (s, 3H), 2.20 (s, 3H), 1.70 (d, $J = 7.0$ Hz, 3H).
2-378	$^1\text{H}$ NMR (500 MHz, DMSO- $d_6$ ) $\delta$ 7.55 (dd, $J = 7.0, 2.0$ Hz, 1H), 6.34 – 6.43 (m, 2H), 6.22 (s, 1H), 5.14 (d, $J = 12.5$ Hz, 1H), 4.67 (q, $J = 7.0$ Hz, 1H), 4.43 (d, $J = 12.5$ Hz, 1H), 3.72 (s, 3H), 1.53 (d, $J = 7.0$ Hz, 3H).
2-379	$^1\text{H}$ NMR (500 MHz, Chloroform- $d$ ) $\delta$ 7.95 – 7.98 (m, 3H), 7.52 – 7.56 (m, 2H), 7.29–7.33 (m, 1H), 4.56 (q, $J = 7.0$ Hz, 1H), 3.85 (s, 3H), 1.69 (d, $J = 7.0$ Hz, 3H).
2-381	$^1\text{H}$ NMR (500 MHz, DMSO- $d_6$ ) $\delta$ 7.93–8.00 (m, 2H), 7.55 – 7.63 (m, 1H), 7.50 – 7.58 (m, 2H), 4.63 (q, $J = 7.0$ Hz, 1H), 3.72 (s, 3H), 1.53 (d, $J = 7.0$ Hz, 3H).
2-383	$^1\text{H}$ NMR (500 MHz, DMSO- $d_6$ ) $\delta$ 7.04 (s, 2H), 4.41 (d, $J = 8.5$ Hz, 1H), 4.11–4.18 (m, 2H), 1.14–1.31 (m, 5H), 0.48–0.66 (m, 3H).
2-385	$^1\text{H}$ NMR (500 MHz, DMSO- $d_6$ ) $\delta$ 7.59–7.62 (m, 2H), 7.32–7.34 (m, 3H), 6.77 (s, 2H), 6.27 (d, $J = 1.0$ Hz, 1H), 2.31 (s, 3H).
2-386	$^1\text{H}$ NMR (500 MHz, DMSO- $d_6$ ) $\delta$ 6.96 (s, 2H), 5.10 (q, $J = 7.0$ Hz, 1H), 4.30–4.26 (m, 1H), 4.19–4.14 (m, 1H), 4.07–4.00 (m, 2H), 2.23 (s, 3H), 1.75 (s, 3H), 1.66 (s, 3H), 1.48 (d, $J = 7.0$ Hz, 3H).
2-387	$^1\text{H}$ NMR (500 MHz, DMSO- $d_6$ ) $\delta$ 6.43 – 6.34 (m, 2H), 6.22 (s, 1H), 4.84 (d, $J = 7.0$ Hz, 1H), 4.70 -

	4.62 (m, 2H), 3.26 (s, 3H), 1.51 (d, J = 7.0 Hz, 3H).
--	---

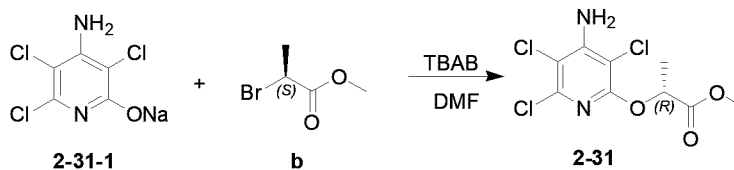
Several methods for preparing the compounds of the present invention are detailedly illustrated in the following schemes and examples. The starting materials can be purchased commercially or can be prepared by methods known in the literature or according to the detailed illustrations. Those skilled in the art will appreciate that other synthetic routes can also be utilized to synthesize the compounds of the present invention. Although specific starting materials and conditions in the synthetic route have been described below, they can be easily replaced with other similar starting materials and conditions, and various isomers of compounds and the like produced by variations or variants of the preparation methods of the present invention are included in the scope of the present invention. Additionally, the preparation methods described below can be further modified in accordance with the present disclosure, using conventional chemical methods well known to those skilled in the art. For example, appropriate groups are protected during the reaction, and the like.

The method examples are provided below to facilitate a further understanding of the preparation method of the present invention, and the specific materials, types and conditions used are determined to be further description of the present invention and are not intended to limit its rational scope. The reagents used for synthesizing the following compounds indicated in the table below are either commercially available or can be readily prepared by those skilled in the art.

The examples of representative compounds are as follows, the synthetic methods of other compounds are similar, and will not be described in detail here.

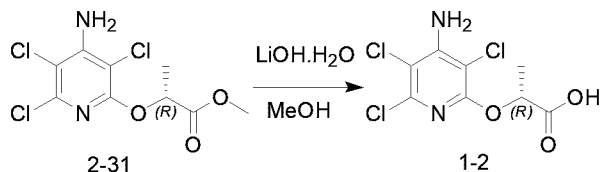
#### 1. Synthesis of compounds 2-31 and 1-2

(1) Compound 2-31-1 (300mg, 1.27mmol), compound b (255mg, 1.53mmol), a catalytic amount of TBAB (10mg), and DMF (20mL) were added to a 50 mL round-bottom flask, heated to 85°C and reacted for 12 hr. After completed reaction of the starting materials according to LC-MS detection, the reaction solution was cooled to room temperature, concentrated, and separated by column chromatography to obtain compound 2-31 (180mg, yield 47%).



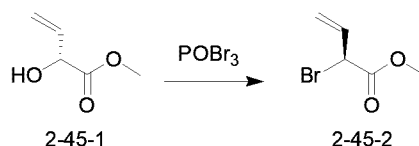
(2) Compound 2-31 (0.5g, 1.77mmol), methanol (20mL) were added to a 100 mL single-port flask, lithium hydroxide (74mg, 1.77mmol) was dissolved in 2 mL of water, and slowly added dropwise to the single-port flask at room temperature, followed by stirring at room temperature for 12 hr. After completed reaction of the starting materials according to LC-MS detection, the reaction solution was adjusted with 0.5M dilute HCl to pH = 5-6, concentrated, and then extracted with

water and ethyl acetate. The organic phase was dried, and concentrated to obtain compound 1-2 (400mg) as a white solid.

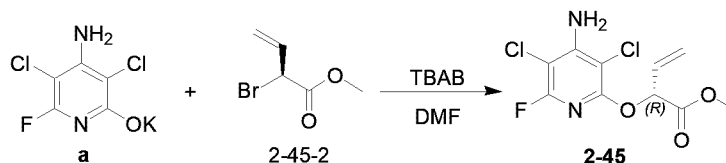


## 2. Synthesis of compound 2-45

(1) Compound 2-45-1 (1g, 8.61mmol), phosphorus oxybromide (3.7g, 12.9mmol) were added to a 50 mL round-bottom flask, heated to 60°C and reacted for 5 hr. After completed reaction of the starting materials according to HPLC detection, the reaction solution was cooled to room temperature, and slowly poured into an ice-water bath, with the temperature being controlled at 0-10°C during quenching. The aqueous phase was extracted with ethyl acetate (100mL x 2). The organic phase was dried and concentrated to obtain compound 2-45-2 (1.5g, crude product). Without further purification, the compound was directly used in the next step.



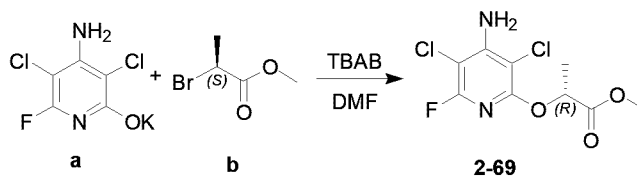
(2) Compound a (400mg, 2.13mmol), compound 2-45-2 (700mg), a catalytic amount of TBAB (10mg), and DMF (10mL) were added to a 50 mL round-bottom flask, heated to 85°C and reacted for 12 hr. After completed reaction of the starting materials according to LC-MS detection, the reaction solution was cooled to room temperature, and extracted with water (100mL) and methyl tert-butyl ether (50mL x 2). The organic phase was dried, concentrated, and separated by column chromatography to obtain compound 2-45 (200mg, yield 35%), as a white solid.



## 3. Synthesis of compound 2-69

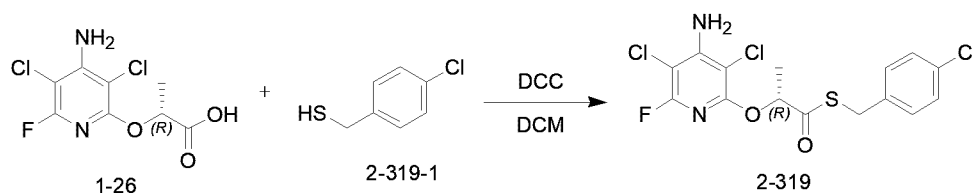
Compound a (0.5g, 2.13mmol), compound b (313mg, 2.55mmol), a catalytic amount of TBAB (10mg), and DMF (10mL) were added to a round-bottom flask, and stirred at room temperature 15 °C for 24 hr. When there was a small amount of starting materials remained according to LC-MS detection, a further treatment was made. The reaction solution was poured into 50mL of water, and extracted with methyl tert-butyl ether twice (50mL x 2). The organic phase was dried, concentrated, and separated by column chromatography, to obtain compound 2-69 (300mg, yield 50%), as a white

solid.



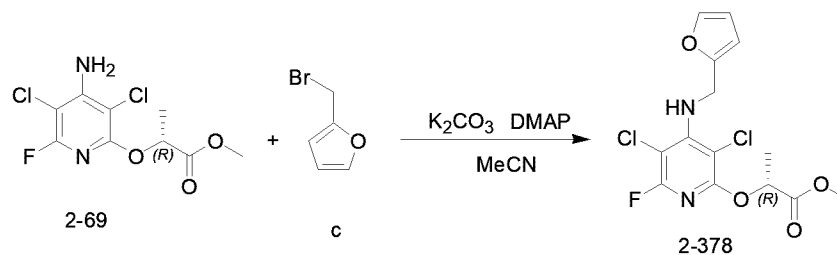
#### 4. Synthesis of compound 2-319

With a reference to the synthesis method of compound 1-2, compound 1-26 was prepared, then compound 1-26 (400mg, 1.49mmol), compound 2-319-1 (219mg, 1.49mmol), DCC (459mg, 2.24mmol), and anhydrous DCM (20mL) were added to a 100 mL round-bottom flask, and reacted at room temperature for 12 hr. After completed reaction of the starting materials according to LC-MS detection, the reaction solution was concentrated, and separated by column chromatography to obtain compound 2-319 (250mg, yield 41%), as a white solid.



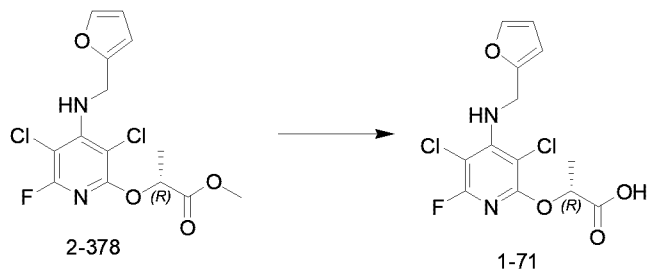
#### 5. Synthesis of compounds 2-378 and 1-71

(1) Compound 2-69 (200mg, 0.71mmol), compound c (145mg, 0.85mmol), potassium carbonate (1eq), a catalytic amount of DMAP (10mg), and acetonitrile (20mL) were added to a 50 mL round-bottom flask, heated to 80°C and reacted for 12 hr. After completed reaction of the starting materials according to LC-MS detection, the reaction solution was cooled to room temperature, concentrated, and separated by column chromatography to obtain compound 2-378 (150mg, yield 50%), as a colorless oil.



(2) Compound 2-378 (0.15g, 0.43mmol), methanol (20mL) were added to a 100 mL single-port flask, lithium hydroxide (48mg, 2mmol) was dissolved in 2 mL water, and slowly added dropwise to the single-port flask at room temperature, followed by stirring at room temperature for 12 hr. After completed reaction of the starting materials according to LC-MS detection, the reaction solution was adjusted with 0.5M dilute HCl to pH = 5-6, concentrated, and then extracted with

water and ethyl acetate. The organic phase was dried and concentrated to obtain compound 1-71 (100mg), as a white solid.



Biological activity evaluation:

The activity level standard of plants destruction (i. e. growth inhibition rate) is as follows:

Level 5: the growth inhibition rate is greater than 85%;

Level 4: the growth inhibition rate is equal to or greater than 60% and less than 85%;

Level 3: the growth inhibition rate is equal to or greater than 40% and less than 60%;

Level 2: the growth inhibition rate is equal to or greater than 20% and less than 40%;

Level 1: the growth inhibition rate is equal to or greater than 5% and less than 20%;

Level 0: the growth inhibition rate is less than 5%;

The above described growth inhibition rate is fresh weight inhibition rate.

Post-emergence test experiment: Monocotyledonous and dicotyledonous weed seeds and main crop seeds (i. e. wheat, corn, rice, soybean, cotton, oilseed, millet and sorghum. ) were put into a plastic pot loaded with soil. Then covered with 0.5-2 cm soil, the seeds were allowed to grow in good greenhouse environment. The test plants were treated at 2-3 leaf stage 2 weeks after sowing. The test compounds of the invention were dissolved with acetone respectively, then added with tween-80, and using 1.5 liters per hectare of an emulsible concentrate of methyl oleate as a synergist, and diluted by certain amount of water to certain concentration. The solution was sprayed to the plants with a sprayer. Then the plants were cultured for 3 weeks in the greenhouse, and the experiment result of weed controlling effect was listed in tables 4-5.

Table 4 Activity test results of compounds (1000 g a.i./ha)

No.	<i>Echinochloa crusgalli</i>	<i>Digitaria sanguinalis</i>	<i>Monochoria Vaginalis</i>	<i>Abutilon theophrasti Medic.</i>	<i>Galium aparine</i>
1-2	5	5	5	5	5
1-4			5	5	5
1-26	5	5	5	5	5
1-27			5	5	5
1-71	5	5	5	5	5
2-1			5	5	5
2-2	5	5	5	5	5
2-3	5	5	5	5	5
2-4	5	5	5	5	5

2-5			5	5	5
2-6			5	5	5
2-7	5	5	5	5	5
2-8			5	5	5
2-9			5	5	5
2-10			5	5	5
2-11			5	5	5
2-12			5	5	5
2-13			5	5	5
2-14	5	5	5	5	5
2-15			5	5	5
2-16			5	5	5
2-17	5	5	5	5	5
2-18			5	5	5
2-19			5	5	5
2-20			5	5	5
2-21			5	5	5
2-22	5	5	5	5	5
2-23			5	5	5
2-24	5	5	5	5	5
2-25			5	5	5
2-26	5	5	5	5	5
2-27			5	5	5
2-28	5	5	5	5	5
2-29	5	5	5	5	5
2-30	5	5	5	5	5
2-31	5	5	5	5	5
2-32	5	5	5	5	5
2-33			5	5	5
2-34			5	5	5
2-35			5	5	5
2-36			5	5	5
2-37			5	5	5
2-38			5	5	5
2-39			5	5	5
2-40			5	5	5
2-41			5	5	5
2-42			5	5	5
2-43			5	5	5
2-44			5	5	5
2-45			5	5	5
2-46			5	5	5
2-47			5	5	5
2-48			5	5	5
2-49			5	5	5
2-50			5	5	5
2-51			5	5	5
2-52			5	5	5
2-53			5	5	5
2-54			5	5	5
2-55			5	5	5
2-56			5	5	5
2-57			5	5	5
2-58			5	5	5

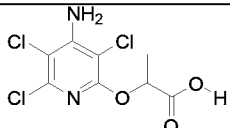
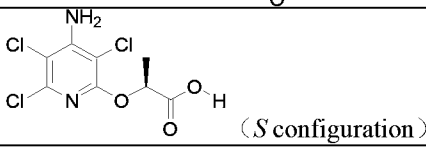
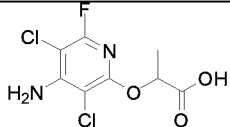
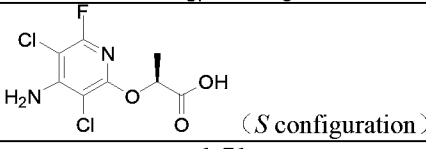
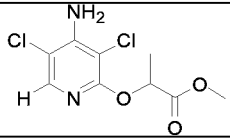
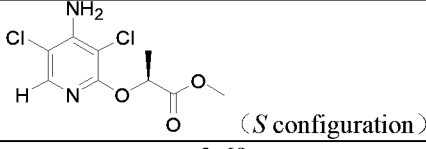
2-59			5	5	5
2-60			5	5	5
2-61			5	5	5
2-62			5	5	5
2-63			5	5	5
2-64			5	5	5
2-65			5	5	5
2-67			5	5	5
2-68			5	5	5
2-69	5	5	5	5	5
2-70	5	5	5	5	5
2-71	5	5	5	5	5
2-72	5	5	5	5	5
2-73	5	5	5	5	5
2-74	5	5	5	5	5
2-75	5	5	5	5	5
2-76	5	5	5	5	5
2-77	5	5	5	5	5
2-78	5	5	5	5	5
2-79	5	5	5	5	5
2-80	5	5	5	5	5
2-81	5	5	5	5	5
2-82	5	5	5	5	5
2-83	5	5	5	5	5
2-84	5	5	5	5	5
2-85	5	5	5	5	5
2-86	5	5	5	5	5
2-87	5	5	5	5	5
2-88	5	5	5	5	5
2-89	5	5	5	5	5
2-90	5	5	5	5	5
2-91	5	5	5	5	5
2-92	5	5	5	5	5
2-93	5	5	5	5	5
2-94	5	5	5	5	5
2-95	5	5	5	5	5
2-96	5	5	5	5	5
2-97	5	5	5	5	5
2-98	5	5	5	5	5
2-99	5	5	5	5	5
2-100	5	5	5	5	5
2-101	5	5	5	5	5
2-102	5	5	5	5	5
2-103	5	5	5	5	5
2-104	5	5	5	5	5
2-105	5	5	5	5	5
2-106	5	5	5	5	5
2-107	5	5	5	5	5
2-108	5	5	5	5	5
2-113	5	5	5	5	5
2-114	5	5	5	5	5
2-121	5	5	5	5	5
2-122	5	5	5	5	5
2-155	5	5	5	5	5

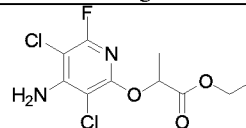
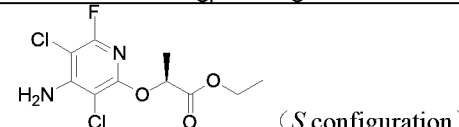
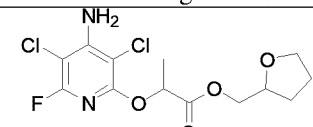
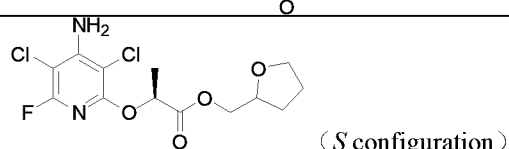
2-156	5	5	5	5	5
2-157	5	5	5	5	5
2-158	5	5	5	5	5
2-159	5	5	5	5	5
2-160	5	5	5	5	5
2-163	5	5	5	5	5
2-164	5	5	5	5	5
2-175	5	5	5	5	5
2-176	5	5	5	5	5
2-195	5	5	5	5	5
2-196	5	5	5	5	5
2-215	5	5	5	5	5
2-216	5	5	5	5	5
2-235	5	5	5	5	5
2-236	5	5	5	5	5
2-263	5	5	5	5	5
2-264	5	5	5	5	5
2-265	5	5	5	5	5
2-266	5	5	5	5	5
2-267	5	5	5	5	5
2-268	5	5	5	5	5
2-270	5	5	5	5	5
2-271	5	5	5	5	5
2-272	5	5	5	5	5
2-273	5	5	5	5	5
2-274	5	5	5	5	5
2-275	5	5	5	5	5
2-276	5	5	5	5	5
2-277	5	5	5	5	5
2-278	5	5	5	5	5
2-279	5	5	5	5	5
2-280	5	5	5	5	5
2-281	5	5	5	5	5
2-282	5	5	5	5	5
2-283	5	5	5	5	5
2-284	5	5	5	5	5
2-285	5	5	5	5	5
2-286	5	5	5	5	5
2-287	5	5	5	5	5
2-288	5	5	5	5	5
2-289	5	5	5	5	5
2-290	5	5	5	5	5
2-291	5	5	5	5	5
2-292	5	5	5	5	5
2-294	5	5	5	5	5
2-295	5	5	5	5	5
2-296	5	5	5	5	5
2-297	5	5	5	5	5
2-298	5	5	5	5	5
2-299	5	5	5	5	5
2-300	5	5	5	5	5
2-301	5	5	5	5	5
2-302	5	5	5	5	5
2-303	5	5	5	5	5

2-304	5	5	5	5	5
2-305	5	5	5	5	5
2-306	5	5	5	5	5
2-307	5	5	5	5	5
2-308	5	5	5	5	5
2-309	5	5	5	5	5
2-310	5	5	5	5	5
2-311	5	5	5	5	5
2-312	5	5	5	5	5
2-313	5	5	5	5	5
2-314	5	5	5	5	5
2-315	5	5	5	5	5
2-316	5	5	5	5	5
2-317	5	5	5	5	5
2-318	5	5	5	5	5
2-319	5	5	5	5	5
2-320	5	5	5	5	5
2-321	5	5	5	5	5
2-322	5	5	5	5	5
2-323	5	5	5	5	5
2-324	5	5	5	5	5
2-325	5	5	5	5	5
2-327	5	5	5	5	5
2-328	5	5	5	5	5
2-329	5	5	5	5	5
2-330	5	5	5	5	5
2-331	5	5	5	5	5
2-332	5	5	5	5	5
2-333	5	5	5	5	5
2-334	5	5	5	5	5
2-335	5	5	5	5	5
2-336	5	5	5	5	5
2-337	5	5	5	5	5
2-338	5	5	5	5	5
2-339	5	5	5	5	5
2-340	5	5	5	5	5
2-341	5	5	5	5	5
2-342	5	5	5	5	5
2-343	5	5	5	5	5
2-344	5	5	5	5	5
2-345	5	5	5	5	5
2-346	5	5	5	5	5
2-347	5	5	5	5	5
2-348	5	5	5	5	5
2-349	5	5	5	5	5
2-350	5	5	5	5	5
2-351	5	5	5	5	5
2-352	5	5	5	5	5
2-353	5	5	5	5	5
2-354	5	5	5	5	5
2-355	5	5	5	5	5
2-357	5	5	5	5	5
2-358	5	5	5	5	5
2-360	5	5	5	5	5

2-363	5	5	5	5	5
2-365	5	5	5	5	5
2-368	5	5	5	5	5
2-370	5	5	5	5	5
2-371	5	5	5	5	5
2-372	5	5	5	5	5
2-373	5	5	5	5	5
2-376	5	5	5	5	5
2-377	5	5	5	5	5
2-378	5	5	5	5	5
2-379	5	5	5	5	5
2-381	5	5	5	5	5
2-383			5	5	5
2-385			5	5	5
2-386	5	5	5	5	5
2-387	5	5	5	5	5

Table 5 Post-emergence comparative activity test

No.	<i>Echinochloa crusgalli</i>	<i>Digitaria sanguinalis</i>	<i>Semen Euphorbiae Lathyridis</i>	rice
1-2	5	5	5	N
	2	3	3	N
 ( <i>S</i> configuration)	1	1	1	N
1-26	5	5	5	0
1-26 (400 g a.i./ha)	5	5	5	3
	2	3	3	2
 ( <i>S</i> configuration)	1	1	1	N
1-71	5	5	5	0
2-30	4	5	4	N
	2	3	2	N
 ( <i>S</i> configuration)	0	0	0	N
2-69	5	5	5	0
2-70	5	5	5	0
2-71	5	5	5	0

2-71 (400 g a.i./ha)	5	5	5	2
	2	2	3	1
 (S configuration)	1	1	1	N
2-72	5	5	5	0
2-86	5	5	5	0
2-103	5	5	5	0
2-113	5	5	5	0
2-121	5	5	5	0
2-195	4	5	5	0
2-215	4	5	5	0
2-235	5	5	5	0
2-271	5	5	5	0
2-280	5	5	5	0
2-283	5	5	5	0
2-287	5	5	5	0
2-292	5	5	5	N
2-294	5	5	5	0
2-298	5	5	5	0
2-298 (400 g a.i./ha)	5	5	5	1
2-298 (100 g a.i./ha)	4	5	5	0
	3	N	N	0
 (S configuration)	1	N	N	N
2-300	5	5	5	0
2-319	5	5	5	0
2-343	5	5	5	0
2-348	5	5	5	0
bispyribac-sodium (100 g a.i./ha)	1	1	0	N
cyhalofop-butyl (300 g a.i./ha)	1	1	1	0

Notes: An average value was obtained through three repetitive experiments, N represented missing of some data; if not clearly indicated, the application dose was active ingredient 200 g/ha, plus water 450 kg/ha. *Echinochloa crusgalli* collected from Jiangsu, China, was resistant to ALS inhibitor herbicides and ACCe herbicides, and *Digitaria sanguinalis* and *Semen Euphorbiae Lathyridis* also collected from Jiangsu were resistant to the ACCe herbicide cyhalofop-butyl.

Unexpectedly, although the compounds of the present invention were similar in structure to the control compounds, they had good effects and better selectivity for major gramineous weeds, broad-leaved weeds, and *Cyperus rotundus* in rice fields, and had excellent commercial value. In

particular, they were still outstanding to control key weeds that were resistant to the ALS inhibitor bispyribac-sodium and the ACCe inhibitor cyhalofop-butyl. In addition, compared with the racemate and the S-isomer, the R-isomer of the present invention had significantly improved activity against gramineous weeds such as *Echinochloa crusgalli*, *Digitaria sanguinalis* and *Semen Euphorbiae Lathyridis*, and had good selectivity for rice.

#### Experiment on weed effect in pre-emergence stage

Seeds of monocotyledonous and dicotyledonous weeds and main crops (e. g. wheat, corn, rice, soybean, cotton, oilseed, millet and sorghum) were put into a plastic pot loaded with soil and covered with 0.5-2cm soil. The test compounds of the present invention was dissolved with acetone, then added with tween-80, diluted by a certain amount of water to reach a certain concentration, and sprayed immediately after sowing. The obtained seeds were incubated for 4 weeks in the greenhouse after spraying and the test results were observed. It was observed that the herbicide mostly had excellent effect at the application rate of 250 g a.i./ha, especially to weeds such as *Echinochloa crusgalli*, *Digitaria sanguinalis* and *Abutilon theophrasti*, etc. Many compounds had good selectivity for corn, wheat, rice, soybean, oilseed rape, etc.

Through experiments, we found that the compounds of the present invention generally had better weed control effects, especially for major gramineous weeds such as *Echinochloa crusgalli*, *Digitaria sanguinalis*, and *Setaria viridis*, which are widely occurring in corn fields, rice fields and wheat fields, and major broad-leaved weeds such as *Abutilon theophrasti*, *Rorippa indica* and *Bidens pilosa*, and had excellent commercial value. In particular, we noticed that they had extremely high activity against broad-leaved weeds, such as *Rorippa indica*, *Descurainia sophia*, *Capsella bursa-pastoris*, *Lithospermum arvense*, *Galium aparine* and *Stellaria media*, which were resistant to ALS inhibitors.

#### Transplanted rice safety evaluation and weed control effect evaluation in rice field:

Rice field soil was loaded into a 1/1,000,000 ha pot. The seeds of *Monochoria vaginalis* were sowed and gently covered with soil, then left to stand still in greenhouse in the state of 0.5-1cm of water storage. It was kept at 3-4cm of water storage thereafter. The weeds were treated by dripping the WP or SC water diluents prepared according to the common preparation method of the compounds of the present invention with pipette homogeneously to achieve specified effective amount when *Monochoria vaginalis* reached 0.5 leaf stage.

In addition, the rice field soil that loaded into the 1/1,000,000 ha pot was leveled to keep water storage at 3-4cm depth. The 3-leaf stage rice (japonica rice) was transplanted at 3cm of transplanting depth the next day. The compound of the present invention was treated by the same

way after 5 days of transplantation.

The fertility condition of *Monochoria vaginalis* 14 days and rice 21 days after the treatment of the compound of the invention with the naked eye. Evaluate the weed control effect with the aforementioned activity standard level of 0-5, many compounds exhibited excellent activity and selectivity.

Table 6 Test results of activity and safety (1000 g a.i./ha)

No.	rice	<i>Monochoria Vaginalis</i>
1-2	0	5
1-26	0	5
1-71	0	5
2-69	0	5
2-70	0	5
2-71	0	5
2-294	0	5
2-300	0	5
2-319	0	5
2-343	0	5
2-348	0	5
penoxsulam (50 g a.i./ha)	1	1

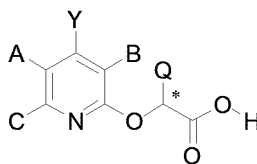
Note: The seeds of *Monochoria vaginalis* were collected from Heilongjing Province of China. Tests indicated that the weeds were resistant to common rate of pyrazosulfuron-ethyl and penoxsulam.

It can be seen from the experiments that the compounds of the present invention had excellent activity against weeds having an anti-ALS inhibiting activity which cause a serious challenge in production, and can solve the increasingly serious problem of resistance.

At the same time, it is found after several tests that the compound and the composition of the present invention have good selectivity to many gramineae weeds such as *Zoysia japonica*, *Cynodon dactylon*, *Festuca elata*, *Poa annua*, *Lolium perenne* and *Paspalum vaginatum* etc, and is able to control many important gramineous weeds and broad-leaved weeds. The compound also shows excellent selectivity and commercial value in the tests on wheat, corn, rice, sugarcane, soybean, cotton, oil sunflower, potato, orchards and vegetables in different herbicide application methods.

## Claims

1. An R-pyridyloxycarboxylic acid represented by formula I and salt, ester derivative thereof,



I

wherein, A, B each independently represent halogen; or alkyl or cycloalkyl with or without halogen;

C represents hydrogen, halogen, alkyl or haloalkyl;

Q represents halogen, cyano, cyanoalkyl, hydroxyalkyl, amino, nitro, formyl; alkyl, alkenyl, alkynyl, cycloalkyl, alkoxy, alkylthio, alkylcarbonyl, alkoxy carbonyl, alkylaminoalkyl or alkoxyalkyl with or without halogen; or unsubstituted or substituted aryl, heteroaryl, arylalkyl, heteroarylalkyl;

Y represents nitro or  $\text{NR}_1\text{R}_2$ , wherein  $\text{R}_1$  represents H; alkyl, alkenyl or alkynyl optionally substituted by 1-2  $\text{R}_{11}$ ;  $-\text{COR}_{12}$ , nitro,  $\text{OR}_{13}$ ,  $\text{SO}_2\text{R}_{14}$ ,  $\text{NR}_{15}\text{R}_{16}$ ,  $\text{N}=\text{CR}_{17}\text{R}_{18}$ , alkylcarbonyl, dialkylcarbonyl, trialkylsilyl or dialkylphosphono;  $\text{R}_2$  represents H; alkyl optionally substituted by 1-2  $\text{R}_{11}$ ; or  $-\text{COR}_{12}$ ; or  $\text{NR}_1\text{R}_2$  represents  $\text{N}=\text{CR}_{21}\text{NR}_{22}\text{R}_{23}$ ,  $\text{N}=\text{CR}_{24}\text{OR}_{25}$ ; or a 5- or 6-membered saturated or unsaturated ring with or without oxygen atom, sulfur atom, or other nitrogen atom, which is unsubstituted or substituted by 1-2 groups independently selected from the group consisting of halogen, alkyl, alkoxy, haloalkoxy, alkylthio, haloalkylthio, amino, alkylamino, dialkylamino, alkoxy carbonyl;

wherein  $\text{R}_{11}$  independently represents halogen, hydroxy, alkoxy, haloalkoxy, alkylthio, haloalkylthio, amino, alkylamino, dialkylamino, alkoxy carbonyl; or unsubstituted or substituted aryl, heteroaryl;

$\text{R}_{12}$  represents H, alkyl, haloalkyl, alkoxy, phenyl, phenoxy or benzyloxy;

$\text{R}_{13}$  represents H, alkyl, haloalkyl, phenyl, benzyl or  $\text{CHR}_{31}\text{C}(\text{O})\text{OR}_{32}$ ;  $\text{R}_{31}$  represents H, alkyl or alkoxy;  $\text{R}_{32}$  represents H, alkyl or benzyl;

$\text{R}_{14}$  represents alkyl or haloalkyl;

$\text{R}_{15}$  represents H, alkyl, formyl, alkylacyl, haloalkylacyl, alkoxy carbonyl, phenylcarbonyl, phenoxy carbonyl or benzyloxy carbonyl;  $\text{R}_{16}$  represents H or alkyl;

R<sub>17</sub> represents H, alkyl; or phenyl that is unsubstituted or substituted by 1-3 groups selected from the group consisting of halogen, alkyl, alkoxy; R<sub>18</sub> represents H or alkyl; or N=CR<sub>17</sub>R<sub>18</sub>

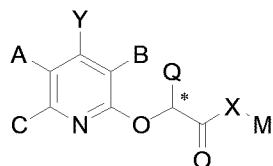
represents or ;

R<sub>21</sub>, R<sub>24</sub> each independently represent H or alkyl;

R<sub>22</sub>, R<sub>23</sub> each independently represent H or alkyl; or NR<sub>22</sub>R<sub>23</sub> represents a 5- or 6-membered saturated or unsaturated ring with or without oxygen atom, sulfur atom, or other nitrogen atom;

R<sub>25</sub> represents alkyl;

the salt is metal salt, amine salt, sulfonium salt or phosphonium salt;



the ester is I-1, wherein, X represents O or S;

M represents alkyl, alkenyl, alkynyl, cycloalkyl, cycloalkylalkyl, -alkyl-Z, , ,

, , , with or without halogen; or unsubstituted or substituted heterocyclyl, aryl, heteroaryl;

Z represents , , , , , , cyano, nitro, or unsubstituted or substituted heterocyclyl, aryl, heteroaryl;

R<sub>3</sub> each independently represents alkyl, alkenyl, alkynyl, cycloalkyl, cycloalkylalkyl or unsubstituted or substituted heterocyclyl, aryl, heteroaryl, heterocyclylalkyl, arylalkyl, heteroarylalkyl;

R<sub>4</sub>, R<sub>5</sub>, R<sub>6</sub> each independently represent hydrogen, alkyl, alkenyl, alkynyl, cycloalkyl, cycloalkylalkyl, alkoxy carbonyl or unsubstituted or substituted heterocyclyl, aryl, heteroaryl, heterocyclylalkyl, arylalkyl, heteroarylalkyl.

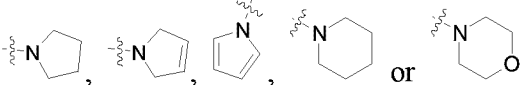
2. The R-pyridyloxycarboxylic acid and salt, ester derivative thereof according to claim 1, wherein A, B each independently represent halogen; or C1-C8 alkyl or C3-C8 cycloalkyl with or without halogen;

C represents hydrogen, halogen, C1-C8 alkyl or halo C1-C8 alkyl;

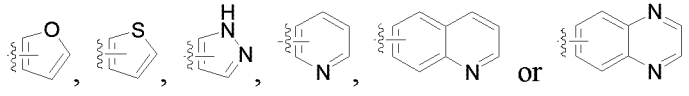
Q represents halogen, cyano, cyano C1-C8 alkyl, hydroxy C1-C8 alkyl, amino, nitro, formyl;

C1-C8 alkyl, C2-C8 alkenyl, C2-C8 alkynyl, C3-C8 cycloalkyl, C1-C8 alkoxy, C1-C8 alkylthio, C1-C8 alkylcarbonyl, C1-C8 alkoxy carbonyl, C1-C8 alkylamino C1-C8 alkyl or C1-C8 alkoxy C1-C8 alkyl with or without halogen; or unsubstituted or substituted aryl, heteroaryl, aryl C1-C8 alkyl, heteroaryl C1-C8 alkyl;

Y represents nitro or  $\text{NR}_1\text{R}_2$ , wherein  $\text{R}_1$  represents H; C1-C8 alkyl, C2-C8 alkenyl or C2-C8 alkynyl optionally substituted by 1-2  $\text{R}_{11}$ ;  $-\text{COR}_{12}$ , nitro,  $\text{OR}_{13}$ ,  $\text{SO}_2\text{R}_{14}$ ,  $\text{NR}_{15}\text{R}_{16}$ ,  $\text{N}=\text{CR}_{17}\text{R}_{18}$ , C1-C8 alkylcarbonyl, di-C1-C8 alkylcarbonyl, tri-C1-C8 alkylsilyl or di-C1-C8 alkylphosphono;  $\text{R}_2$  represents H; C1-C8 alkyl optionally substituted by 1-2  $\text{R}_{11}$ ; or  $-\text{COR}_{12}$ ; or  $\text{NR}_1\text{R}_2$  represents

$\text{N}=\text{CR}_{21}\text{NR}_{22}\text{R}_{23}$ ,  $\text{N}=\text{CR}_{24}\text{OR}_{25}$ ; or  that is unsubstituted or substituted by 1-2 groups independently selected from the group consisting of halogen, C1-C8 alkyl, C1-C8 alkoxy, halo C1-C8 alkoxy, C1-C8 alkylthio, halo C1-C8 alkylthio, amino, C1-C8 alkylamino, di-C1-C8 alkylamino, C1-C8 alkoxy carbonyl;

wherein  $\text{R}_{11}$  independently represents halogen, hydroxy, C1-C8 alkoxy, halo C1-C8 alkoxy, C1-C8 alkylthio, halo C1-C8 alkylthio, amino, C1-C8 alkylamino, di-C1-C8 alkylamino, C1-C8

alkoxy carbonyl; or phenyl, naphthyl,  that is unsubstituted or substituted by 1-3 groups selected from the group consisting of halogen, C1-C8 alkyl, halo C1-C8 alkyl, C1-C8 alkoxy, nitro;

$\text{R}_{12}$  represents H, C1-C18 alkyl, halo C1-C8 alkyl, C1-C8 alkoxy, phenyl, phenoxy or benzyloxy;

$\text{R}_{13}$  represents H, C1-C8 alkyl, halo C1-C8 alkyl, phenyl, benzyl or  $\text{CHR}_{31}\text{C}(\text{O})\text{OR}_{32}$ ;  $\text{R}_{31}$  represents H, C1-C8 alkyl or C1-C8 alkoxy;  $\text{R}_{32}$  represents H, C1-C8 alkyl or benzyl;

$\text{R}_{14}$  represents C1-C8 alkyl or halo C1-C8 alkyl;

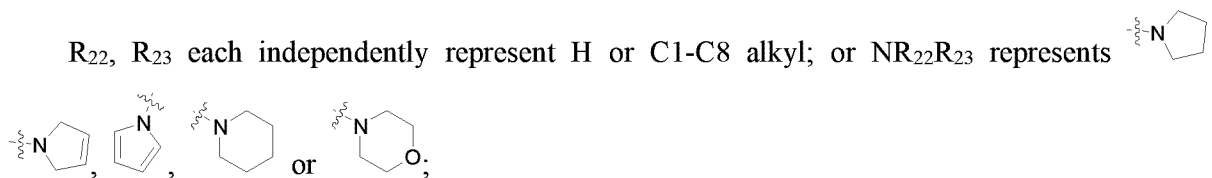
$\text{R}_{15}$  represents H, C1-C8 alkyl, formyl, C1-C8 alkylacyl, halo C1-C8 alkylacyl, C1-C8 alkoxy carbonyl, phenylcarbonyl, phenoxy carbonyl or benzyloxy carbonyl;  $\text{R}_{16}$  represents H or C1-C8 alkyl;

$\text{R}_{17}$  represents H, C1-C8 alkyl; or phenyl that is unsubstituted or substituted by 1-3 groups selected from the group consisting of halogen, C1-C8 alkyl, C1-C8 alkoxy;  $\text{R}_{18}$  represents H or

C1-C8 alkyl; or  $\text{N}=\text{CR}_{17}\text{R}_{18}$  represents ;

$\text{R}_{21}$ ,  $\text{R}_{24}$  each independently represent H or C1-C8 alkyl;

$R_{22}$ ,  $R_{23}$  each independently represent H or C1-C8 alkyl; or  $NR_{22}R_{23}$  represents



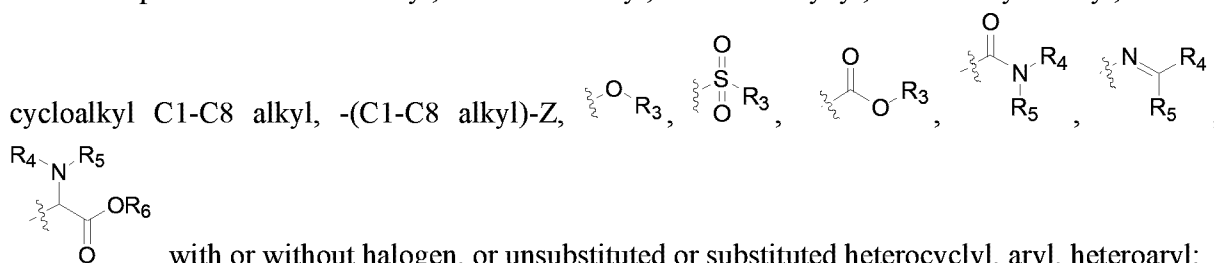
$R_{25}$  represents C1-C8 alkyl;

the salt is metal salt, ammonium salt  $NH_4^+$ , primary amine  $RNH_2$  salt, secondary amine  $(R)_2NH$  salt, tertiary amine  $(R)_3N$  salt, quaternary amine salt  $(R)_4N^+$ , morpholine salt, piperidine salt, pyridine salt, aminopropyl morpholine salt, Jeff amine D-230 salt, the salt of 2,4,6-tri(dimethylaminomethyl) phenol and sodium hydroxide, alkylsulfonium salt, alkylsulfoxonium salt, alkylphosphonium salt or alkanolphosphonium salt;

wherein, R each independently represents unsubstituted alkyl, alkenyl, alkynyl, cycloalkyl or phenyl, and the foregoing groups are optionally substituted by one or more of the following groups: halogen, hydroxy, alkoxy, alkylthio, hydroxyalkoxy, amino, alkylamino, aminoalkylamino, phenyl;

in formula I-1, X represents O or S;

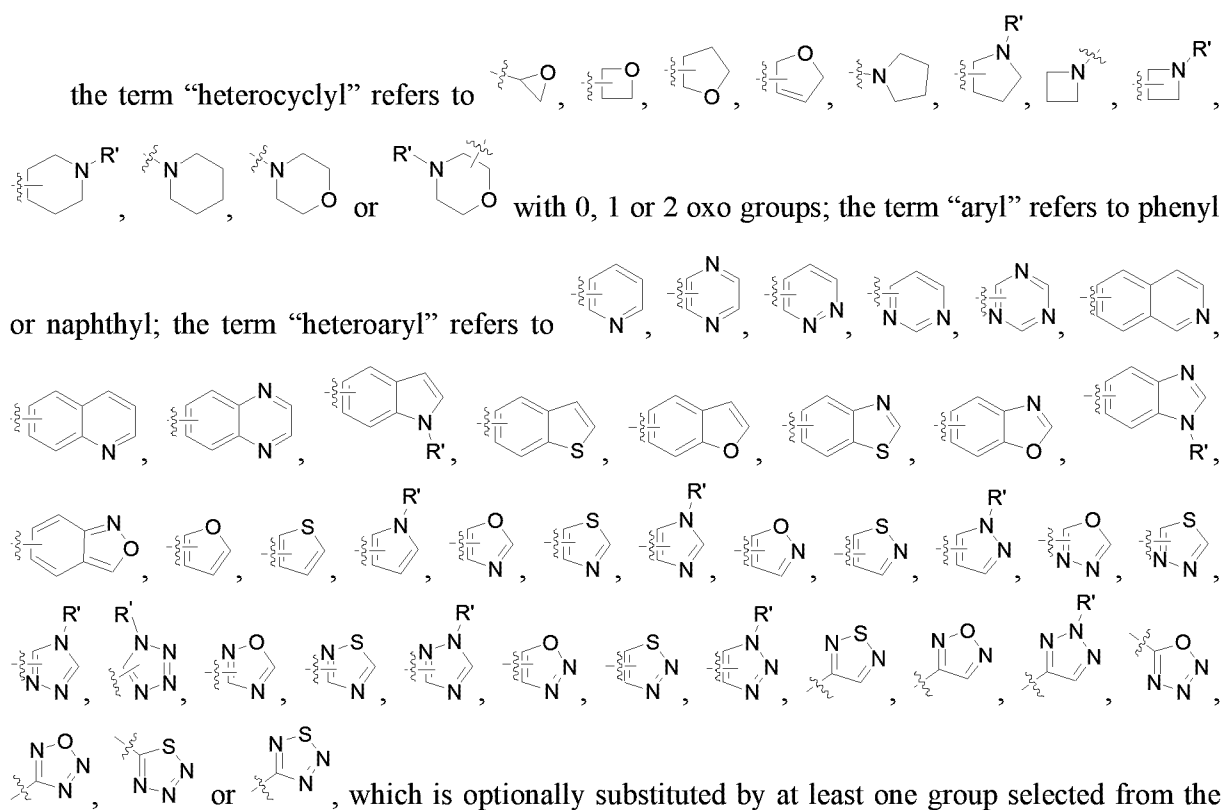
M represents C1-C18 alkyl, C2-C8 alkenyl, C2-C8 alkynyl, C3-C8 cycloalkyl, C3-C8



Z represents  $-OR_3$ ,  $-COOR_3$ ,  $-O-CO-OR_3$ ,  $-N(R_4)R_5$ ,  $-N(R_4)R_5$ ,  $-N(R_4)R_5$ , cyano, nitro, or unsubstituted or substituted heterocyclyl, aryl, heteroaryl;

$R_3$  each independently represents C1-C8 alkyl, C2-C8 alkenyl, C2-C8 alkynyl, C3-C8 cycloalkyl, C3-C8 cycloalkyl C1-C8 alkyl or unsubstituted or substituted heterocyclyl, aryl, heteroaryl, heterocyclyl C1-C8 alkyl, aryl C1-C8 alkyl, heteroaryl C1-C8 alkyl;

$R_4$ ,  $R_5$ ,  $R_6$  each independently represent hydrogen, C1-C8 alkyl, C2-C8 alkenyl, C2-C8 alkynyl, C3-C8 cycloalkyl, C3-C8 cycloalkyl C1-C8 alkyl, C1-C8 alkoxy carbonyl or unsubstituted or substituted heterocyclyl C1-C8 alkyl, aryl C1-C8 alkyl, heteroaryl C1-C8 alkyl;



R’ each independently represents hydrogen, nitro, hydroxy, amino; or alkyl, alkenyl, alkynyl, cycloalkyl, cycloalkenyl, cycloalkylalkyl, alkoxy, alkenyloxy, alkynyloxy, cycloalkyloxy, alkoxyalkyl, alkoxy carbonyl, alkylthiocarbonyl, alkylsulfonyl, alkylsulfonylalkyl, alkylcarbonyl, alkylcarbonylalkyl, alkylacyloxy, alkylamino, alkylaminocarbonyl, alkoxyaminocarbonyl, alkoxy carbonylalkyl, alkylaminocarbonylalkyl, trialkylsilyl, dialkylphosphono with or without halogen;

R” each independently represents hydrogen, alkyl, alkenyl, alkynyl, cycloalkyl or cycloalkylalkyl.

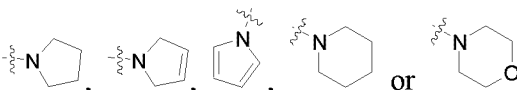
3. The R-pyridyloxycarboxylic acid and salt, ester derivative thereof according to claim 2, wherein A, B each independently represent halogen; or C1-C6 alkyl or C3-C6 cycloalkyl with or

without halogen;

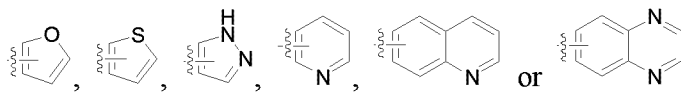
C represents hydrogen, halogen, C1-C6 alkyl or halo C1-C6 alkyl;

Q represents halogen, cyano, cyano C1-C6 alkyl, hydroxy C1-C6 alkyl, amino, nitro, formyl; C1-C6 alkyl, C2-C6 alkenyl, C2-C6 alkynyl, C3-C6 cycloalkyl, C1-C6 alkoxy, C1-C6 alkylthio, C1-C6 alkylcarbonyl, C1-C6 alkoxy carbonyl, C1-C6 alkylamino C1-C6 alkyl or C1-C6 alkoxy C1-C6 alkyl with or without halogen; or unsubstituted or substituted aryl, heteroaryl, aryl C1-C6 alkyl, heteroaryl C1-C6 alkyl;

Y represents nitro or NR<sub>1</sub>R<sub>2</sub>, wherein R<sub>1</sub> represents H; C1-C6 alkyl, C2-C6 alkenyl or C2-C6 alkynyl optionally substituted by 1-2 R<sub>11</sub>; -COR<sub>12</sub>, nitro, OR<sub>13</sub>, SO<sub>2</sub>R<sub>14</sub>, NR<sub>15</sub>R<sub>16</sub>, N=CR<sub>17</sub>R<sub>18</sub>, C1-C6 alkylcarbonyl, di-C1-C6 alkylcarbonyl, tri-C1-C6 alkylsilyl or di-C1-C6 alkylphosphono; R<sub>2</sub> represents H; C1-C6 alkyl optionally substituted by 1-2 R<sub>11</sub>; or -COR<sub>12</sub>; or NR<sub>1</sub>R<sub>2</sub> represents

N=CR<sub>21</sub>NR<sub>22</sub>R<sub>23</sub>, N=CR<sub>24</sub>OR<sub>25</sub>; or  that is unsubstituted or substituted by 1-2 groups independently selected from the group consisting of halogen, C1-C6 alkyl, C1-C6 alkoxy, halo C1-C6 alkoxy, C1-C6 alkylthio, halo C1-C6 alkylthio, amino, C1-C6 alkylamino, di-C1-C6 alkylamino, C1-C6 alkoxy carbonyl;

wherein R<sub>11</sub> independently represents halogen, hydroxy, C1-C6 alkoxy, halo C1-C6 alkoxy, C1-C6 alkylthio, halo C1-C6 alkylthio, amino, C1-C6 alkylamino, di-C1-C6 alkylamino, C1-C6

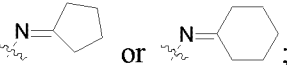
alkoxy carbonyl; or phenyl, naphthyl,  that is unsubstituted or substituted by 1-3 groups selected from the group consisting of halogen, C1-C6 alkyl, halo C1-C6 alkyl, C1-C6 alkoxy, nitro;

R<sub>12</sub> represents H, C1-C14 alkyl, halo C1-C6 alkyl, C1-C6 alkoxy, phenyl, phenoxy or benzyloxy;


R<sub>13</sub> represents H, C1-C6 alkyl, halo C1-C6 alkyl, phenyl, benzyl or CHR<sub>31</sub>C(O)OR<sub>32</sub>; R<sub>31</sub> represents H, C1-C6 alkyl or C1-C6 alkoxy; R<sub>32</sub> represents H, C1-C6 alkyl or benzyl;

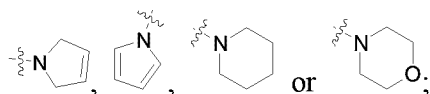
R<sub>14</sub> represents C1-C6 alkyl or halo C1-C6 alkyl;

R<sub>15</sub> represents H, C1-C6 alkyl, formyl, C1-C6 alkylacyl, halo C1-C6 alkylacyl, C1-C6 alkoxy carbonyl, phenylcarbonyl, phenoxy carbonyl or benzyloxy carbonyl; R<sub>16</sub> represents H or C1-C6 alkyl;

R<sub>17</sub> represents H, C1-C6 alkyl; or phenyl that is unsubstituted or substituted by 1-3 groups selected from the group consisting of halogen, C1-C6 alkyl, C1-C6 alkoxy; R<sub>18</sub> represents H or C1-C6 alkyl; or N=CR<sub>17</sub>R<sub>18</sub> represents 

R<sub>21</sub>, R<sub>24</sub> each independently represent H or C1-C6 alkyl;

R<sub>22</sub>, R<sub>23</sub> each independently represent H or C1-C6 alkyl; or NR<sub>22</sub>R<sub>23</sub> represents 



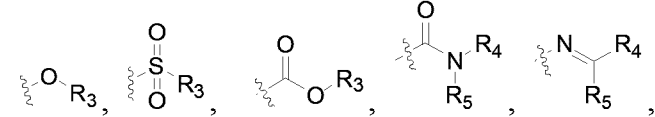
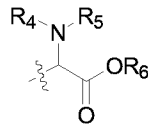
R<sub>25</sub> represents C1-C6 alkyl;

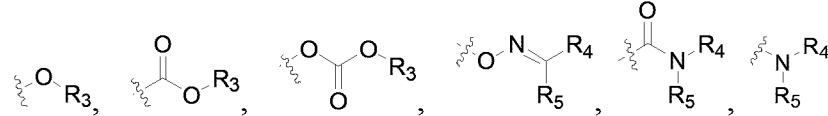
the salt is metal salt, ammonium salt NH<sub>4</sub><sup>+</sup>, primary amine RNH<sub>2</sub> salt, secondary amine (R)<sub>2</sub>NH salt, tertiary amine (R)<sub>3</sub>N salt, quaternary amine salt (R)<sub>4</sub>N<sup>+</sup>, morpholine salt, piperidine salt, pyridine salt, aminopropyl morpholine salt, Jeff amine D-230 salt, the salt of 2,4,6-tri(dimethylaminomethyl) phenol and sodium hydroxide, C1-C18 alkylsulfonium salt, C1-C18 alkylsulfoxonium salt, C1-C18 alkylphosphonium salt or C1-C18 alkanolphosphonium salt;

wherein, R each independently represents unsubstituted C1-C18 alkyl, C2-C18 alkenyl, C2-C18 alkynyl, C3-C18 cycloalkyl or phenyl, and the foregoing groups are optionally substituted by one or more of the following groups: halogen, hydroxy, C1-C8 alkoxy, C1-C8 alkylthio, hydroxy C1-C8 alkoxy, amino, C1-C8 alkylamino, amino C1-C8 alkylamino, phenyl;

in formula I-1, X represents O or S;

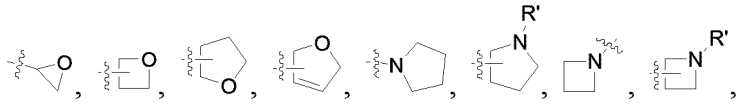
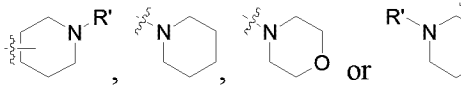
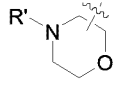
M represents C1-C18 alkyl, C2-C6 alkenyl, C2-C6 alkynyl, C3-C6 cycloalkyl, C3-C6

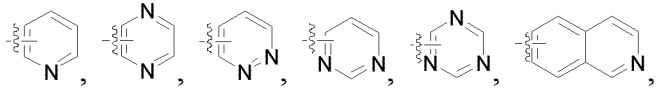
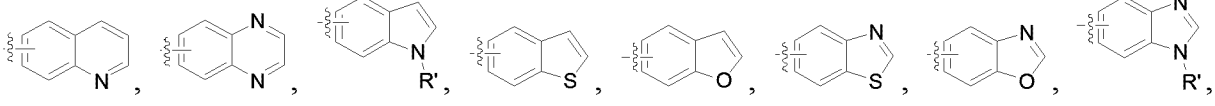
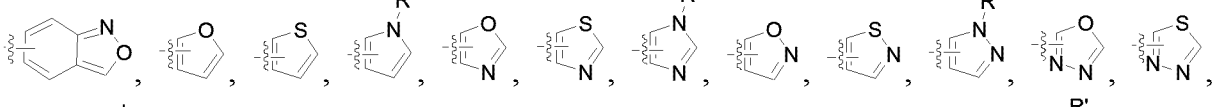
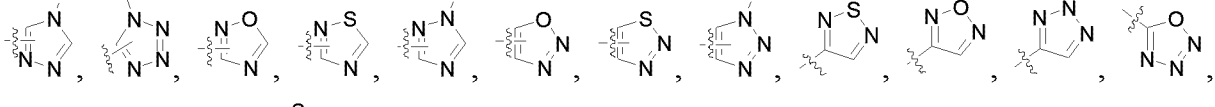
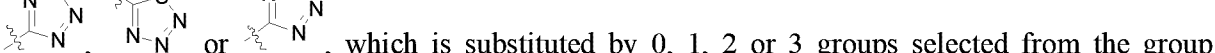
cycloalkyl C1-C6 alkyl, -(C1-C6 alkyl)-Z,   
 with or without halogen, or unsubstituted or substituted heterocyclyl, aryl, heteroaryl;

Z represents , cyano, nitro, or unsubstituted or substituted heterocyclyl, aryl, heteroaryl;

R<sub>3</sub> each independently represents C1-C6 alkyl, C2-C6 alkenyl, C2-C6 alkynyl, C3-C6 cycloalkyl, C3-C6 cycloalkyl C1-C6 alkyl or unsubstituted or substituted heterocyclyl, aryl, heteroaryl, heterocyclyl C1-C6 alkyl, aryl C1-C6 alkyl, heteroaryl C1-C6 alkyl;

R<sub>4</sub>, R<sub>5</sub>, R<sub>6</sub> each independently represent hydrogen, C1-C6 alkyl, C2-C6 alkenyl, C2-C6 alkynyl, C3-C6 cycloalkyl, C3-C6 cycloalkyl C1-C6 alkyl, C1-C6 alkoxy, C1-C6 alkoxy carbonyl or unsubstituted or substituted heterocyclyl C1-C6 alkyl, aryl C1-C6 alkyl, heteroaryl C1-C6 alkyl;

the term “heterocyclyl” refers to ,  or  with 0, 1 or 2 oxo groups; the term “aryl” refers to phenyl

or naphthyl; the term “heteroaryl” refers to , , , , , which is substituted by 0, 1, 2 or 3 groups selected from the group

consisting of halogen, nitro, cyano, thiocyno, hydroxy, carboxy, mercapto, formyl; phenyl, benzyl, benzyloxy, phenoxy that is unsubstituted or substituted by at least one group from the group consisting of halogen, C1-C6 alkyl, C1-C6 alkoxy; C1-C6 alkyl, C2-C6 alkenyl, C2-C6 alkynyl, C3-C6 cycloalkyl, C3-C6 cycloalkyl C1-C6 alkyl, OR”, SR”, -(C1-C6)alkyl-OR”, -(C1-C6)alkyl-SR”, COR”, COOR”, COSR”, SOR”, SO<sub>2</sub>R”, OCOR”, SCOR” with or without halogen; and amino or aminocarbonyl substituted by one or two groups selected from the group consisting of hydrogen, C1-C6 alkyl, C2-C6 alkenyl, C2-C6 alkynyl, C3-C6 cycloalkyl, C3-C6 cycloalkyl C1-C6 alkyl, phenyl, benzyl, benzyloxy, phenoxy, COR”, COOR”, SO<sub>2</sub>R”, OR”;

R' each independently represents hydrogen, nitro, hydroxy, amino; or C1-C6 alkyl, C2-C6 alkenyl, C2-C6 alkynyl, C3-C6 cycloalkyl, C3-C6 cycloalkenyl, C3-C6 cycloalkyl C1-C6 alkyl, C1-C6 alkoxy, C2-C6 alkenyloxy, C2-C6 alkynyloxy, C3-C6 cycloalkyloxy, C1-C6 alkoxy C1-C6 alkyl, C1-C6 alkoxy carbonyl, C1-C6 alkylthiocarbonyl, C1-C6 alkylsulfonyl, C1-C6 alkylsulfonyl C1-C6 alkyl, C1-C6 alkylcarbonyl, C1-C6 alkylcarbonyl C1-C6 alkyl, C1-C6 alkylacyloxy, C1-C6 alkylamino, C1-C6 alkylaminocarbonyl, C1-C6 alkoxyaminocarbonyl, C1-C6 alkoxy carbonyl


C1-C6 alkyl, C1-C6 alkylaminocarbonyl C1-C6 alkyl, tri-C1-C6 alkylsilyl, di-C1-C6 alkylphosphono with or without fluoro, chloro or bromo;

R'' each independently represents hydrogen, C1-C6 alkyl, C2-C6 alkenyl, C2-C6 alkynyl, C3-C6 cycloalkyl or C3-C6 cycloalkyl C1-C6 alkyl.

4. The R-pyridyloxycarboxylic acid and salt, ester derivative thereof according to claim 3, wherein A, B each independently represent halogen, C1-C6 alkyl, halo C1-C6 alkyl or C3-C6 cycloalkyl;

C represents hydrogen, halogen, C1-C6 alkyl or halo C1-C6 alkyl;

Q represents C1-C6 alkyl, halo C1-C6 alkyl, C3-C6 cycloalkyl, C2-C6 alkenyl, C2-C6 alkynyl, halogen, cyano, amino, nitro, formyl, C1-C6 alkoxy, C1-C6 alkylthio, C1-C6 alkoxy carbonyl, hydroxy C1-C6 alkyl, C1-C6 alkoxy C1-C2 alkyl, cyano C1-C2 alkyl, C1-C6 alkylamino C1-C2

alkyl, benzyl, naphthyl, furyl, thienyl, thiazolyl, pyridyl, pyrimidinyl;  that is unsubstituted or substituted by C1-C6 alkyl; or phenyl that is unsubstituted or substituted by at least one group selected from the group consisting of C1-C6 alkyl, halo C1-C6 alkyl, halogen and C1-C6 alkoxy;

Y represents amino, C1-C6 alkylamino, C1-C6 alkylcarbonylamino, phenylcarbonylamino, benzylamino; or furylmethyleneamino that is unsubstituted or substituted by halo C1-C6 alkyl;

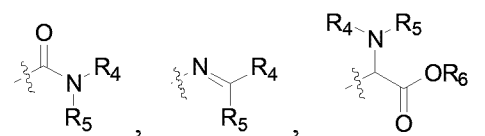
the salt is metal salt, ammonium salt  $\text{NH}_4^+$ , primary amine  $\text{RNH}_2$  salt, secondary amine  $(\text{R})_2\text{NH}$  salt, tertiary amine  $(\text{R})_3\text{N}$  salt, quaternary amine salt  $(\text{R})_4\text{N}^+$ , morpholine salt, piperidine salt, pyridine salt, aminopropyl morpholine salt, Jeff amine D-230 salt, the salt of 2,4,6-tri(dimethylaminomethyl) phenol and sodium hydroxide, C1-C14 alkylsulfonium salt, C1-C14 alkylsulfoxonium salt, C1-C14 alkylphosphonium salt or C1-C14 alkanolphosphonium salt;

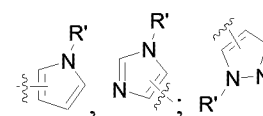
wherein, R each independently represents unsubstituted C1-C14 alkyl, C2-C12 alkenyl, C2-C12 alkynyl, C3-C12 cycloalkyl or phenyl; or C1-C14 alkyl optionally substituted by one or more of the following groups: halogen, hydroxy, C1-C6 alkoxy, C1-C6 alkylthio, hydroxy C1-C6 alkoxy, amino, C1-C6 alkylamino, amino C1-C6 alkylamino, phenyl;

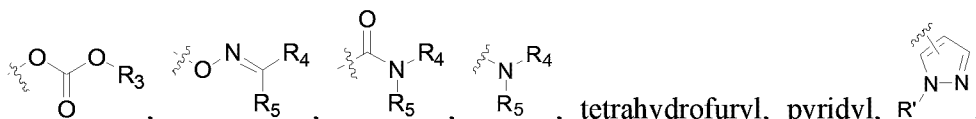
in formula I-1, X represents O or S;

M represents C1-C18 alkyl, halo C1-C8 alkyl, C3-C6 cycloalkyl, C2-C6 alkenyl, halo C2-C6 alkenyl, C2-C6 alkynyl, C1-C6 alkoxy, C1-C6 alkoxy carbonyl, C1-C6 alkylsulfonyl, cyano C1-C2 alkyl, nitro C1-C2 alkyl, C1-C6 alkoxy C1-C2 alkyl, C1-C6 alkoxy carbonyl C1-C2 alkyl, C2-C6

alkenyloxycarbonyl C1-C2 alkyl,  $-(C1-C2 \text{ alkyl})-Z$ ,



tetrahydrofuryl, pyridyl, naphthyl, furyl, thienyl, ; R' that is unsubstituted or substituted by C1-C6 alkyl; or phenyl that is unsubstituted or substituted by C1-C6 alkyl, halo C1-C6 alkyl, C1-C6 alkylamino, halogen or C1-C6 alkoxy;

Z represents , tetrahydrofuryl, pyridyl, R', thienyl, furyl, naphthyl; or phenyl that is unsubstituted or substituted by at least one group selected from the group consisting of C1-C6 alkyl, C1-C6 alkoxy, halo C1-C6 alkyl, cyano and halogen;

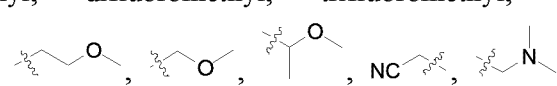
R<sub>3</sub> each independently represents C1-C6 alkyl;


R<sub>4</sub>, R<sub>5</sub>, R<sub>6</sub> each independently represent hydrogen, C1-C6 alkyl or C1-C6 alkoxycarbonyl;

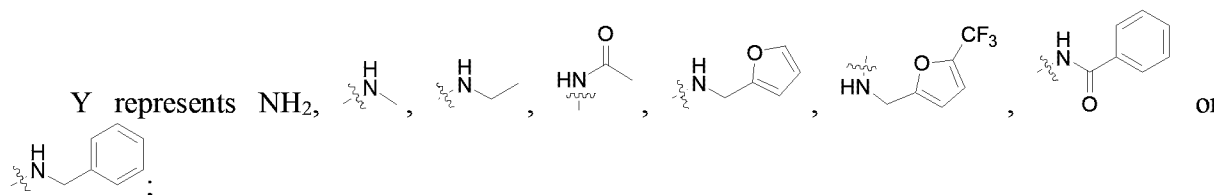
R' represents hydrogen, C1-C6 alkyl or halo C1-C6 alkyl.

5. The R-pyridyloxycarboxylic acid and salt, ester derivative thereof according to claim 4, wherein A, B each independently represent fluoro, chloro, bromo, iodo, methyl, ethyl, propyl, isopropyl, trifluoromethyl or cyclopropyl;

C represents hydrogen, fluoro, chloro, bromo, iodo, methyl or trifluoromethyl;

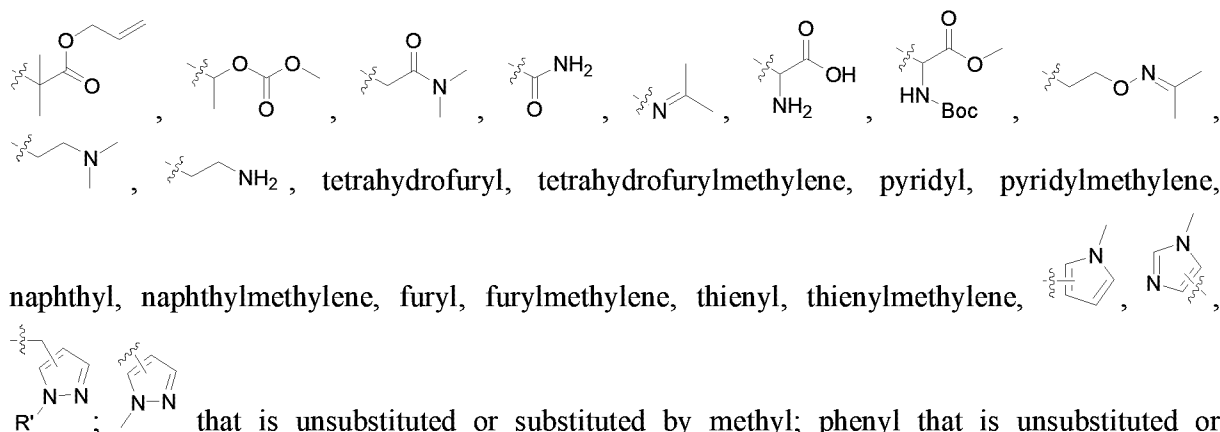
Q represents methyl, ethyl, propyl, isopropyl, cyclopropyl, vinyl, ethynyl, fluoro, chloro, bromo, cyano, amino, nitro, formyl, methoxy, methylthio, methoxycarbonyl, monochloromethyl, monofluoromethyl, difluoromethyl, trifluoromethyl, 2-chloroethyl, 2,2,2-trifluoroethyl, hydroxymethyl, , benzyl, naphthyl, furyl, thiazolyl, pyridyl, pyrimidinyl; thiazolyl that is unsubstituted or substituted by chloro; thienyl that is

unsubstituted or substituted by fluoro;  that is unsubstituted or substituted by methyl or fluoro; or phenyl that is unsubstituted or substituted by at least one group selected from the group consisting of methyl, trifluoromethyl, chloro and methoxy;

Y represents  or

the salt is metal salt, ammonium salt NH<sub>4</sub><sup>+</sup>, primary amine RNH<sub>2</sub> salt, secondary amine



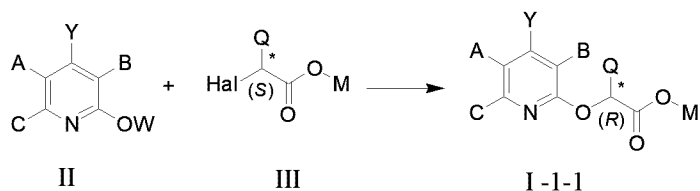


R' represents hydrogen, methyl, ethyl or difluoromethyl.

6. The R-pyridyloxycarboxylic acid and salt, ester derivative thereof according to claim 5, which is selected from any one of Table 1 or Table 2.

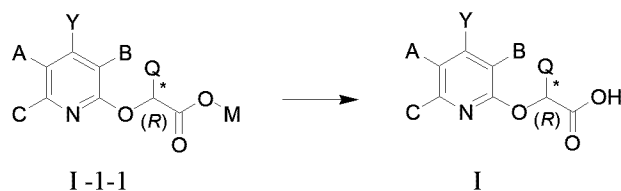
7. A preparation method of the R-pyridyloxycarboxylic acid and salt, ester derivative thereof according to any one of claims 1-6, which comprises the following steps:

a compound of formula III is reacted with a compound of formula II to obtain a compound of formula I-1-1; the reaction scheme is as follows:



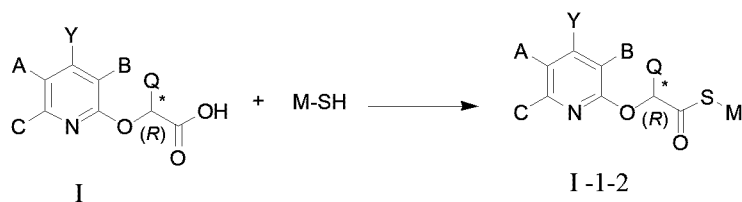
wherein, W represents an alkali metal, preferably K, Na; Hal represents halogen, preferably Br, Cl; the reaction is carried out in the presence of a catalyst and a solvent, preferably, the catalyst is TBAB, and the solvent is one or more selected from the group consisting of DCM, DCE, ACN, THF, DMF;

the compound of formula I-1-1 is reacted in the presence of a lithium hydroxide aqueous solution and a solvent to obtain a compound of formula I; the reaction scheme is as follows:



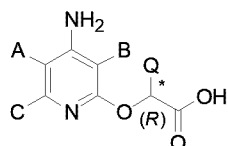
preferably, the solvent is one or more selected from the group consisting of methanol, ethanol, and isopropanol;

the compound of formula I is reacted with M-SH to obtain a compound of formula I-1-2; the reaction scheme is as follows:

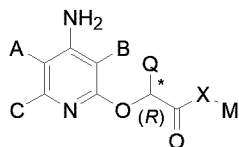


wherein, the reaction is carried out in the presence of a dehydrant and a solvent, preferably the dehydrant is DCC, and the solvent is one or more selected from the group consisting of dichloromethane, dichloroethane, acetonitrile, N,N-dimethylformamide, N,N-dimethylacetamide, dimethyl sulfoxide, tetrahydrofuran, toluene, xylene;

or, when Y represents  $\text{NR}_1\text{R}_2$  ( $\text{R}_1$ ,  $\text{R}_2$  are not hydrogen at the same time), it is obtained by



reacting a compound of formula I-2 or a compound of formula I-1-3



with a corresponding halide;

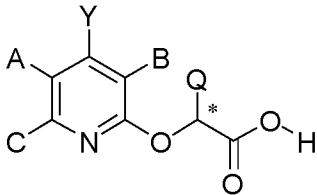
wherein, the halide is preferably chloride or bromide; the reaction is carried out in the presence of a base and a solvent, wherein the base is one or more selected from the group consisting of sodium hydroxide, potassium hydroxide, sodium carbonate, potassium carbonate, sodium bicarbonate and cesium carbonate; the solvent is one or more selected from the group consisting of THF, 1,4-dioxane, toluene, 1,2-dichloroethane, ethyl acetate, acetonitrile, DMF, acetone, dichloromethane and chloroform; a catalyst, preferably DMAP, is optionally added during the reaction.

8. A herbicidal composition comprising (i) at least one of an R-type pyridyloxycarboxylic acid and salt, ester derivative thereof according to any one of claims 1-6; preferably, further comprising (ii) one or more further herbicides and/or safeners; more preferably, further comprising (iii) agrochemically acceptable formulation auxiliaries.

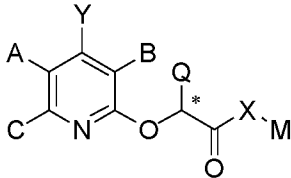
9. A method for controlling a weed comprising applying a herbicidally effective amount of at least one of the R-type pyridyloxycarboxylic acid and salt, ester derivative thereof according to any one of claims 1-6 or the herbicidal composition according to claim 8 on a plant or in a weed area, preferably, the plant is rice, or the weed is a gramineous weed (such as *Echinochloa crusgalli*,

*Digitaria sanguinalis*, *Semen Euphorbiae Lathyridis*) or a broad-leaved weed (such as *Monochoria Vaginalis*, *Abutilon theophrasti Medic.*, *Galium aparine*).

10. Use of at least one of the R-type pyridyloxycarboxylic acid and salt, ester derivative thereof according to any one of claims 1-6 or the herbicidal composition according to claim 8 for controlling a weed, preferably, the R-pyridyloxycarboxylic acid and salt, ester derivative thereof being used to control a weed in a useful crop, wherein the useful crop is a genetically modified crop or a crop treated by gene editing technology, preferably, the crop is rice, or the weed is a gramineous weed (such as *Echinochloa crusgalli*, *Digitaria sanguinalis*, *Semen Euphorbiae Lathyridis*) or a broad-leaved weed (such as *Monochoria Vaginalis*, *Abutilon theophrasti Medic.*, *Galium aparine*).



I



I-1