

(12) INTERNATIONAL APPLICATION PUBLISHED UNDER THE PATENT COOPERATION TREATY (PCT)

(19) World Intellectual Property Organization
International Bureau



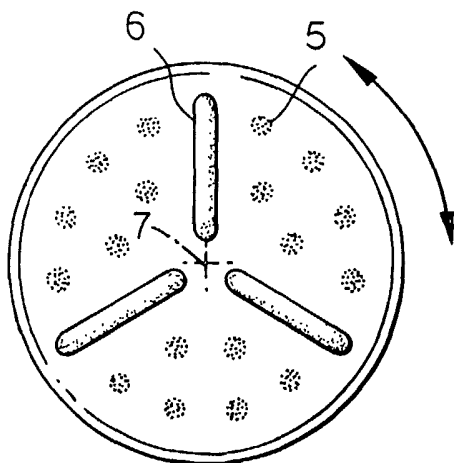
(43) International Publication Date
27 February 2003 (27.02.2003)

PCT

(10) International Publication Number
WO 03/015575 A1

- (51) International Patent Classification⁷: **A46B 9/06**,
A61C 17/32
- (21) International Application Number: PCT/EP02/07641
- (22) International Filing Date: 8 July 2002 (08.07.2002)
- (25) Filing Language: English
- (26) Publication Language: English
- (30) Priority Data:
01306930.7 14 August 2001 (14.08.2001) EP
- (71) Applicant (for AE, AL, AM, AT, AZ, BA, BE, BF, BG, BJ, BR, BY, CF, CG, CH, CI, CM, CN, CO, CR, CU, CZ, DE, DK, DM, DZ, EC, EE, ES, FI, FR, GA, GE, GN, GQ, GR, GW, HR, HU, ID, IS, IT, JP, KG, KP, KR, KZ, LC, LR, LT, LU, LV, MA, MC, MD, MG, MK, ML, MR, MX, NE, NL, NO, PH, PL, PT, RO, RU, SE, SI, SK, SN, TD, TG, TJ, TM, TN, TR, UA, UZ, VN, YU only): **UNILEVER N.V.** [NL/NL]; Weena 455, NL-3013 AL Rotterdam (NL).
- (71) Applicant (for AG, AU, BB, BZ, CA, CY, GB, GD, GH, GM, IE, IL, KE, LK, LS, MN, MW, MZ, NZ, OM, SD, SG, SL, SZ, TT, TZ, UG, ZA, ZM, ZW only): **UNILEVER PLC** [GB/GB]; UNILEVER HOUSE, Blackfriars, London, Greater London EC4P 4BQ (GB).
- (71) Applicant (for IN only): **HINDUSTAN LEVER LTD** [IN/IN]; HINDUSTAN LEVER HOUSE, 165 - 166 Backbay Reclamation, 400 020 Mumbai (IN).
- (72) Inventors: **DAVIES, Richard, Huw**; Lever Fabergé Italia SRL, Via Lombardia, I-20083 Gaggiano (IT). **NERI, Luca**; Lever Fabergé Italia SRL, Via Lombardia, I-20083 Gaggiano (IT).
- (74) Agent: **ROSEN JACOBSON, Frans, L, M**; Unilever NV, Patent Department, Olivier van Noortlaan 120, NL-3133 AT Vlaardingen (NL).
- (81) Designated States (*national*): AE, AG, AL, AM, AT (utility model), AT, AU, AZ, BA, BB, BG, BR, BY, BZ, CA, CH, CN, CO, CR, CU, CZ (utility model), CZ, DE (utility model), DE, DK (utility model), DK, DM, DZ, EC, EE (utility model), EE, ES, FI (utility model), FI, GB, GD, GE, GH, GM, HR, HU, ID, IL, IN, IS, JP, KE, KG, KP, KR, KZ, LC, LK, LR, LS, LT, LU, LV, MA, MD, MG, MK, MN, MW, MX, MZ, NO, NZ, OM, PH, PL, PT, RO, RU, SD, SE, SG, SI, SK (utility model), SK, SL, TJ, TM, TN, TR, TT, TZ, UA, UG, UZ, VN, YU, ZA, ZM, ZW.
- (84) Designated States (*regional*): ARIPO patent (GH, GM, KE, LS, MW, MZ, SD, SL, SZ, TZ, UG, ZM, ZW), Eurasian patent (AM, AZ, BY, KG, KZ, MD, RU, TJ, TM), European patent (AT, BE, BG, CH, CY, CZ, DE, DK, EE, ES, FI, FR, GB, GR, IE, IT, LU, MC, NL, PT, SE, SK, TR), OAPI patent (BF, BJ, CF, CG, CI, CM, GA, GN, GQ, GW, ML, MR, NE, SN, TD, TG).
- Published:
— with international search report
- For two-letter codes and other abbreviations, refer to the "Guidance Notes on Codes and Abbreviations" appearing at the beginning of each regular issue of the PCT Gazette.

(54) Title: ELECTRIC TOOTHBRUSH



(57) Abstract: An electric toothbrush comprising a handle and an oscillating brush head which oscillates about an oscillating axis, said head comprising a rubbery cleaning element, characterised in that the rubbery cleaning element is in the form of a radially-extending resilient wall.

WO 03/015575 A1

ELECTRIC TOOTHBRUSH

The present invention relates to an electric toothbrush according to the preamble of claim 1.

5

Toothbrushes comprising rubbery cleaning elements are known in the art. A typical example is WO 98/22000 (Asher) which discloses a toothbrush head comprising in addition to conventional bristles rubbery cleaning elements which have had abrasive particles embedded therein. Another document according to the prior art is WO 01/21036 (Unilever) which discloses a toothbrush head comprising a rubbery cleaning element in the form of a resilient wall, which runs along the brush head in a sinusoidal fashion.

15

Electric toothbrushes are also known in the art and generally provide an oscillating brushing head upon which are mounted bristles for cleaning the teeth.

20 The prior art also includes our co-pending application WO 01/01817, which discloses a toothbrush head for an electric toothbrush and which comprises a rubbery cleaning element for providing a massaging effect to the gums and a polishing effect to the teeth.

25

The rubbery cleaning element in this prior art is in the form of a rubbery finger, which stands independently of any other features on the brush head.

30 Despite the prior art there remains the need for improved brush heads for oscillating electric toothbrushes.

- 2 -

Accordingly, the present invention provides a toothbrush according to claim 1.

The resilient wall extends radially along the oscillating
5 brush head in that it extends from a central area of the
oscillating brush head to an outer area of the brush head
generally in a radial direction. Often this wall will extend
in a direction from around about the oscillating axis
towards the edge of the brush head. The wall may also extend
10 in a linear fashion or in some instances it may actually
extend for a distance equal to or greater than the radius of
the brush head because it extends in a non-linear fashion,
e.g. it extends in an arcuate or sinusoidal fashion.
Preferably, the wall extends for a distance equal to from
15 0.3 to 1.5 and more preferably from 0.5 to 1.0 times the
radius of the brush head.

The oscillating brush head according to the invention is
preferably circular in shape such that its presentation does
20 not change markedly when oscillated at high speed.

By radially extending is meant that the wall extends within
an imaginary slice of the brush head which equates to any
quarter of the total circle of the head and remains within
25 said slice as it extends towards the outer perimeter of the
head. Preferably, the slice is a fifth of the total circle
of the brush head. More preferably the slice is a sixth,
especially a seventh and most preferably an eighth of the
total circle of the brush head.

- 3 -

The radial arrangement of the rubbery cleaning element is particularly beneficial since it maximises the polishing efficacy during brushing due to the oscillation of the brush head. As the brush head oscillates the brush head moves in a direction substantially perpendicular to the radially extending cleaning element which accordingly imparts its greatest resistance along the tooth surface. This has been found to provide a much improved polishing benefit.

10 Preferably, the wall commences at its most interior side, from less than 50% the radius of the circle of the brush head from the central oscillating axis towards the perimeter. More preferably, from 40%, especially preferably from 25% and most preferably from 15% the radius of the brush head.

Preferably, the wall terminates at its most exterior side, from less than 50% the radius of the circle of the brush head from the perimeter of the circle. More preferably, from 40%, especially preferably from 25% and most preferably from 15% the radius of the brush head.

The wall is preferably made of a thermoplastic elastomeric material such as those often used in toothbrush manufacture.

25 The thermoplastic elastomer which forms the wall may be a thermoplastic vulcanate (TPV) consisting of a mixture of polypropylene and EPDM (ethylene propylene diene monomers) which is available as Santoprene (brand), described in US patent 5,393,796 issued to Halberstadt et al, or Vyram

30 (brand), another TPV consisting of a mixture of polypropylene and natural rubber, both Santoprene and Vyram

- 4 -

(brands) being elastomers marketed by Advanced Elastomer Systems. Other suitable elastomers include Kraton, a brand of styrene block copolymer (SBC) marketed by Shell, and Dynaflex G 2706 (brand), a thermoplastic elastomer marketed by GLS Corporation and which is made with Kraton (brand) polymer. Other thermoplastic compounds include base:styrene block co-polymer (SEBS) e.g. Thermolast K from Gummiwerk Kraiberg (GmbH) or PONA-flex S from PLASTOLEN (GmbH). These and other suitable elastomers have, typically, a Shore A hardness of from 13 to 94. Thermoplastic elastomers have the benefit of providing the best degree of resilience while still imparting a polishing action on the teeth. This is particularly noticeable where the brush oscillates quickly where too resilient a material would flex too much and remain stationery while the base of the brush oscillated. A Shore A hardness of from 20 to 50 being the preferred harness.

In a preferred embodiment the wall is tapered from a base end to a tip end. Preferably such tapering results in a tip which is 85% the width, preferably 75% and especially 65% the width of the base in cross section. Tapering allows for improved polishing since it allows the power of the stroke during oscillation to be concentrated into the tip of the rubber cleaning element without dissipating too much energy unnecessarily.

In another preferred embodiment the tip of the wall is crenellated to provide improved polishing efficacy to the wall. The wall may also comprise abrasive material to achieve a similar benefit. Typical abrasives include

- 5 -

perlite, silica, chalk, alumina and others known to the skilled man in the art. An alternative is that the wall comprises a raised ridge along a length of its tip to improve the cleaning efficacy and feel in the mouth.

5

The wall may also be in the form of a series of fingers which although are capable of independent movement relative to one another are so spaced such that they present a wall of said fingers. The wall may also be in the form of small wall-like members which each run for a short distance of the entire wall.

The wall is typically made by injection moulding and should there be more than one wall on the brush head they may each be linked to any other so that they can be manufactured in a single injection moulding step. Should the wall be in the form of fingers or an array of shorter wall-like members they may also be connected to one another somewhere along their length, preferably at their base to improve the manufacturing process. The wall may also be fixed to the brush head by way of this injection moulding step in that the moulding step heats the wall material such that it melts the material of the base of the brush head and the two components are thus joined. The wall may also be fixed by sonication or even by an adhesive to the brush head. In another embodiment it could be fixed to the brush head by mechanical means. For example, the wall, which would suitably comprise a thickened base, could be pushed through an aperture in the base of the brush head such that the thickened base remains below the bristle bearing surface of

- 6 -

the brush head and cannot be pushed through the aperture with a reasonable amount of force.

5 The wall may also comprise surface formations to improve the polishing or cleaning capability of the brush. Typical abrasives include any abrasive commonly used in oral care such as the silicas or even chalk. Surface formations would be created during any injection moulding step and would typically be of a patterned appearance.

10

The toothbrush head of the present invention may also be replaceable so that a new brush can be regenerated by replacing just the head and not the whole brush, which would result in great quantities of plastics being disposed of on
15 a regular basis.

20

The brush according to the invention provides an improved cleaning action and helps the user attain an improved degree of whiteness, which may otherwise only be obtained through specialist care. In particular, the brush according to the invention also provides a polishing benefit to the teeth again which ordinarily may only be obtained through specialist case, e.g. from a dental hygienist or from a specialised polishing device.

25

Embodiments of a toothbrush according to the invention will now be discussed further with reference to the following non-limiting figures.

30

Figure 1 is an illustration of a brush according to the invention. Disclosed is a brush (1) comprising a brushing

- 7 -

head (2) and a handle (3) which would typically house a motor and a power source. The head (2) is connected to the handle typically by way of a neck (4) which connects the motor to the head.

5

Figures 2 to 5 are different brush head designs. Figure 2 discloses a brush head (2) which oscillates about an oscillating axis (7), the head comprising three resilient walls (6) which extend on the brush head in a radial
10 direction. The brush head also comprises tufts (5) of more conventional bristles.

Figure 3 discloses a brush head comprising four walls (6) again extending in a radial fashion from an oscillating axis
15 (7).

Figure 4 discloses a brush head comprising four walls (6) which each extend in a generally sinusoidal fashion and radially from an oscillating axis to the edges of the brush
20 head.

Figure 5 discloses a brush head comprising a single wall (6) which extends from one side of the brush head to an opposite side through the oscillating axis (7).

25

Figure 6 is an elevational view of a brush head according to the invention. Disclosed is a wall (6) which extends from a brushing surface further than bristle tufts (5). This design would provide an improved polishing capability and also a
30 massaging perception by the consumer.

- 8 -

Figure 7 is also an elevational view of a brush head according to the invention. Disclosed are bristle tufts (5) which extend further from the bristle bearing surface than the wall (6).

5

Figure 8 is a plan view of a brush head according to the invention. Disclosed is an array of resilient fingers which are spaced relative to one another such that they present a wall according to the invention. Each finger is still
10 capable of independent movement but the arrangement is such that the benefits of the invention can still be achieved. Figure 9 is an elevational view of the embodiment according to figure 8.

15 Figure 10 is a plan view of a brush head according to the invention. The wall (6) is in the form of separate smaller walls which are spaced so as to present a single structure. Such a wall may present a more gentle polishing to the teeth as would an arrangement according to figures 8 and 9.

20

Figure 11 is also a plan view of an embodiment according to the invention. In this example, the wall is in the form of shorter wall-like features (6b) and also rubbery fingers (6a) each arranged so as to present a single radially
25 extending wall.

Figure 12 is an elevational view of an embodiment according to the invention. The wall is in the form of a single structure which extends from the bristle bearing surface of
30 the brush head but is actually fimbriated to provide

- 9 -

individually extending smaller walls (6c) Figure 13 is a plan view of the same embodiment.

Figure 14 is a cross sectional view of a brush head
5 according to figure 5 along section A-A'. Shown is a wall-like member (6) and at its base a thickened portion (8) which functions as an anchor for the wall in the brush head. The thickened portion is accommodated in the brush head by way of a recess (9), which also provides for greater bonding
10 to the wall since it also provides an increased surface area. The wall may be fixed by way of injection moulding or even sonication of and adhesive.

Figure 15 is an opposite plan view of an embodiment
15 according to figure 3. Shown is the wall (6) which is unitarily moulded on its underside.

- 10 -

CLAIMS

1. An electric toothbrush comprising a handle and an oscillating brush head which oscillates about an oscillating axis, said head comprising a rubbery cleaning element, characterised in that the rubbery cleaning element is in the form of a radially-extending resilient wall.
2. Toothbrush according to claim 1, wherein the wall comprises an array of resilient massaging fingers which are capable of movement independent of one another but are arranged in a line such that they present a wall of massaging fingers.
3. Toothbrush according to claim 1 or 2, wherein the wall extends radially and in a straight line.
4. Toothbrush according to claim 1 or 2, wherein the wall extends radially and in a generally sinusoidal fashion.
5. Toothbrush according to any preceding claim, wherein the radially-extending resilient wall extends for a total distance of the wall of from 0.3 to 1.5 times the radius of the brush head.
6. Toothbrush according to any preceding claim, wherein the wall comprises an elastomeric material.

- 11 -

7. Toothbrush according to any preceding claim, wherein the wall is unitarily moulded.
8. Toothbrush according to any preceding claim, wherein
5 the wall is tapered from a base end to a tip end.
9. Toothbrush according to any preceding claim, wherein the wall comprises surface formations.
- 10 10. Toothbrush according to any preceding claim, wherein the wall comprises an abrasive material.
11. Toothbrush according to any preceding claim, wherein the head is replaceable.
- 15 12. Replaceable toothbrush head according to claim 11.

Fig.1.

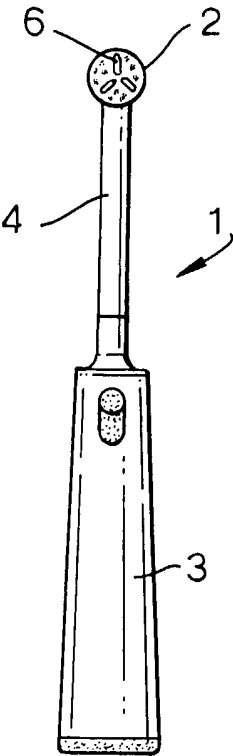


Fig.2.

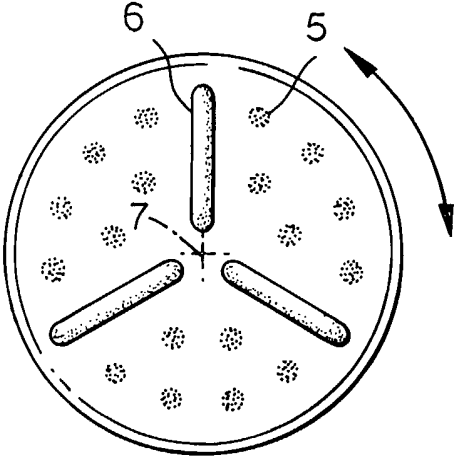


Fig.3.

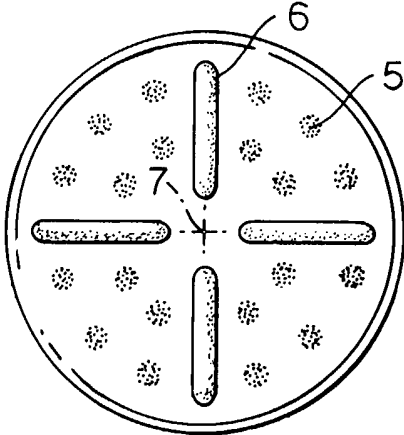


Fig.4.

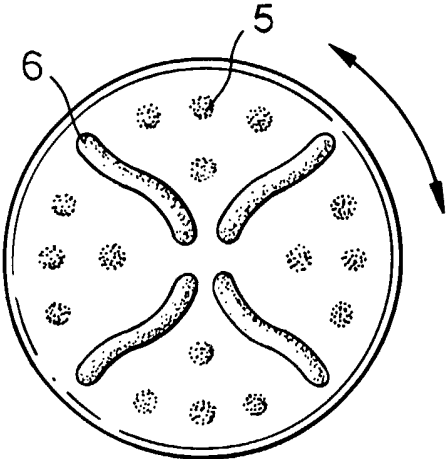


Fig.5.

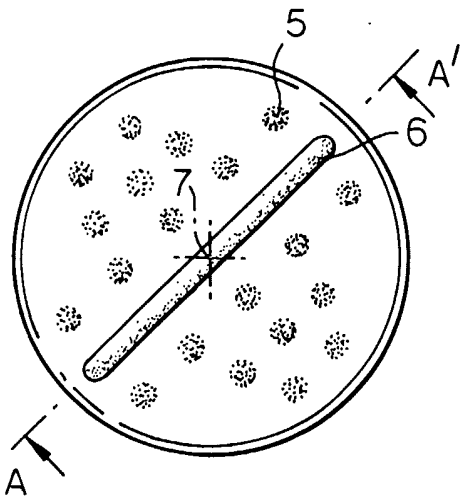


Fig.6.

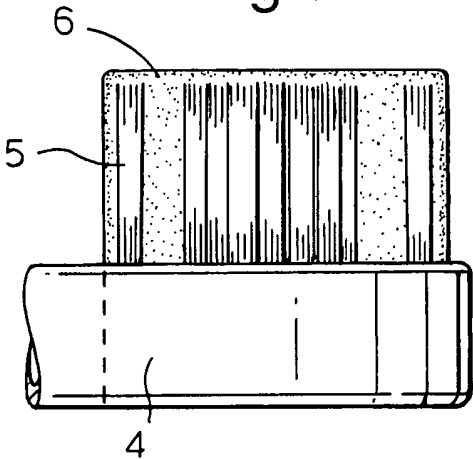


Fig.7.

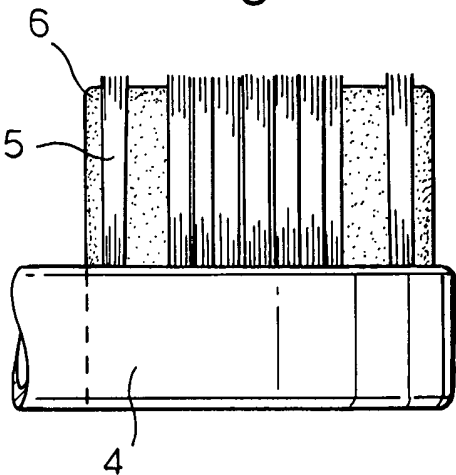


Fig.8.

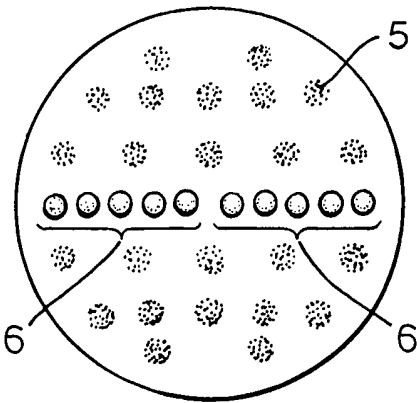
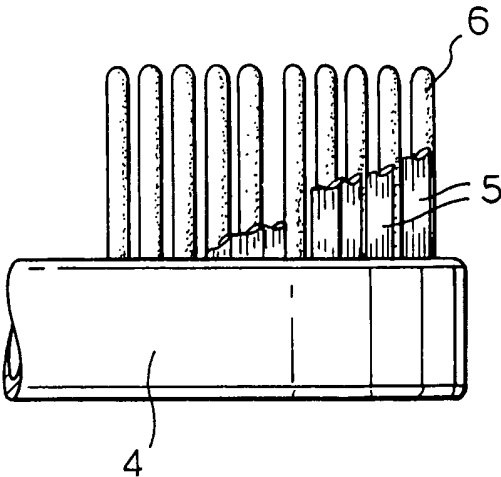


Fig.9.



3/3

Fig.10.

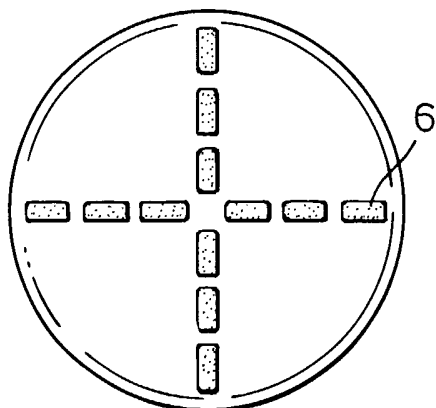


Fig.11.

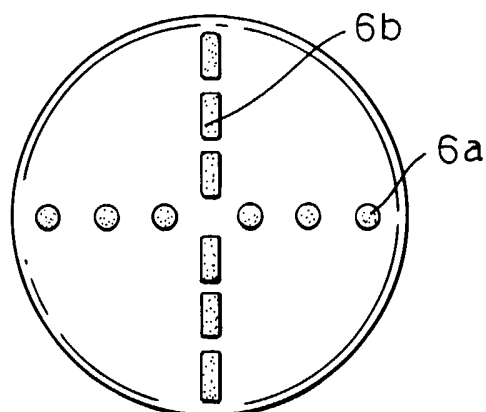


Fig.12.

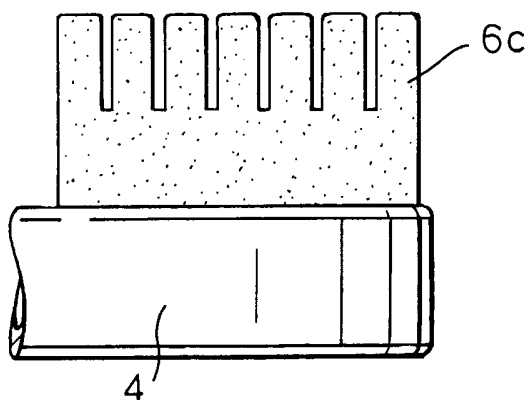


Fig.13.

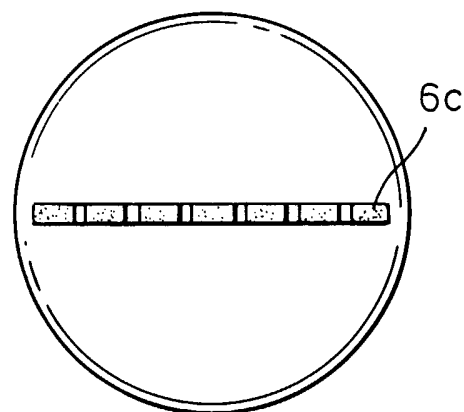


Fig.14.

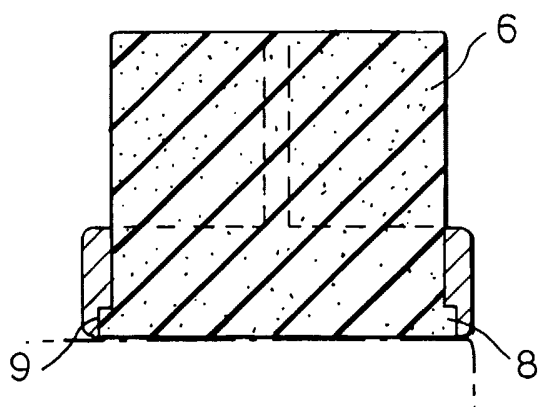



Fig.15.



INTERNATIONAL SEARCH REPORT

International Application No
PCT/EP 02/07641

A. CLASSIFICATION OF SUBJECT MATTER
IPC 7 A46B9/06 A61C17/32

According to International Patent Classification (IPC) or to both national classification and IPC

B. FIELDS SEARCHED

Minimum documentation searched (classification system followed by classification symbols)

IPC 7 A46B A61C

Documentation searched other than minimum documentation to the extent that such documents are included in the fields searched

Electronic data base consulted during the international search (name of data base and, where practical, search terms used)

EPO-Internal

C. DOCUMENTS CONSIDERED TO BE RELEVANT

Category *	Citation of document, with indication, where appropriate, of the relevant passages	Relevant to claim No.
Y	WO 01 01817 A (UNILEVER PLC ; LEVER HINDUSTAN LTD (IN); UNILEVER NV (NL)) 11 January 2001 (2001-01-11) cited in the application the whole document ---	1-12
Y	WO 01 21036 A (UNILEVER PLC ; LEVER HINDUSTAN LTD (IN); UNILEVER NV (NL)) 29 March 2001 (2001-03-29) the whole document ---	1-12
Y	WO 98 18364 A (PROCTER & GAMBLE) 7 May 1998 (1998-05-07) the whole document ---	1-12
Y	FR 2 636 818 A (TASSINARI ROBERT) 30 March 1990 (1990-03-30) the whole document -----	1-12

☐

Further documents are listed in the continuation of box C.

☒

Patent family members are listed in annex.

* Special categories of cited documents :

A document defining the general state of the art which is not considered to be of particular relevance

E earlier document but published on or after the international filing date

L document which may throw doubts on priority claim(s) or which is cited to establish the publication date of another citation or other special reason (as specified)

O document referring to an oral disclosure, use, exhibition or other means

P document published prior to the international filing date but later than the priority date claimed

T later document published after the international filing date or priority date and not in conflict with the application but cited to understand the principle or theory underlying the invention

X document of particular relevance; the claimed invention cannot be considered novel or cannot be considered to involve an inventive step when the document is taken alone

Y document of particular relevance; the claimed invention cannot be considered to involve an inventive step when the document is combined with one or more other such documents, such combination being obvious to a person skilled in the art.

* & * document member of the same patent family

Date of the actual completion of the international search

7 October 2002

Date of mailing of the international search report

15/10/2002

Name and mailing address of the ISA

European Patent Office, P.B. 5818 Patentlaan 2
NL - 2280 HV Rijswijk
Tel. (+31-70) 340-2040, Tx. 31 651 epo nl,
Fax: (+31-70) 340-3016

Authorized officer

Fouquet, M

INTERNATIONAL SEARCH REPORT

Information on patent family members

International Application No

PCT/EP 02/07641

Patent document cited in search report		Publication date	Patent family member(s)	Publication date
WO 0101817	A	11-01-2001	AU 5535200 A	22-01-2001
			BR 0012015 A	26-03-2002
			CN 1359272 T	17-07-2002
			WO 0101817 A1	11-01-2001
			EP 1191859 A1	03-04-2002
			TR 200103817 T2	21-05-2002
			US 6446295 B1	10-09-2002
WO 0121036	A	29-03-2001	AU 7657000 A	24-04-2001
			BR 0013985 A	14-05-2002
			WO 0121036 A1	29-03-2001
			EP 1211963 A1	12-06-2002
			TR 200200677 T2	21-06-2002
			US 2002124337 A1	12-09-2002
WO 9818364	A	07-05-1998	WO 9818364 A1	07-05-1998
FR 2636818	A	30-03-1990	FR 2636818 A1	30-03-1990