

(No Model.)

J. B. ZELLER.

PORTABLE SUPPORT AND STRIKER FOR TRIANGLES.

No. 437,744.

Patented Oct. 7, 1890.

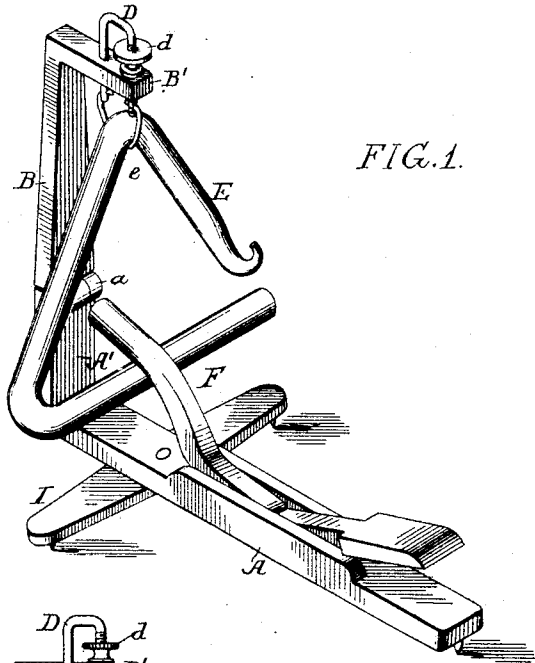


FIG. 1.

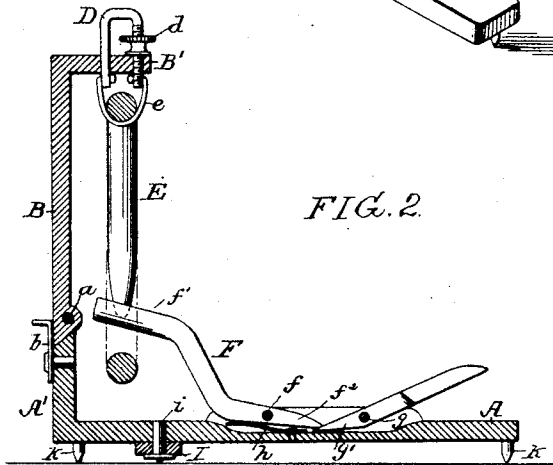


FIG. 2.

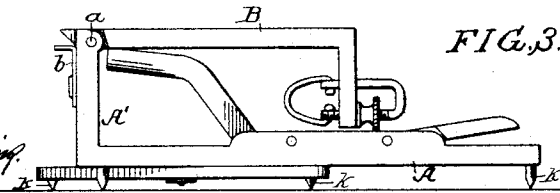


FIG. 3.

WITNESSES:

Albert Popking
Geo. L. Skidmore

INVENTOR.

John B. Zeller
By his Attorneys
Howson & Howson

UNITED STATES PATENT OFFICE.

JOHN B. ZELLER, OF BOSTON, MASSACHUSETTS.

PORTABLE SUPPORT AND STRIKER FOR TRIANGLES.

SPECIFICATION forming part of Letters Patent No. 437,744, dated October 7, 1890.

Application filed March 14, 1890. Serial No. 343,835. (No model.)

To all whom it may concern:

Be it known that I, JOHN B. ZELLER, a citizen of the United States, residing at Boston, in the county of Suffolk and State of Massachusetts, have invented a new and useful Portable Support and Striker for Triangles, of which the following is a specification.

The object of my invention is to provide a portable support and striker for triangles that can be readily operated by the foot of the performer, as fully described hereinafter.

In the accompanying drawings, Figure 1 is a perspective view of the support and striker with the triangle in position. Fig. 2 is a longitudinal sectional view. Fig. 3 is a side view showing the support folded.

A is the base, having a vertical extension A', to which is pivoted at *a* the carrying-bar B, held in a vertical position by a slide *b*, as clearly shown in Fig. 2.

In the overhanging portion B' of the bar B are two orifices, adapted to which is a U-shaped bolt D. One leg of the bolt is screw-threaded, and adapted to this screw-threaded portion is a nut *d*.

In the end of each leg is an orifice through which passes a suspending cord *e*, preferably of catgut, by which is hung the triangle E.

Pivoted at *f* to the base A is a striking-lever F, one arm *f'* of which passes over the lower bar of the triangle, the arm *f''* resting upon an arm *g'* of a foot-lever pivoted at *g* to the base A. A spring *h* tends to keep the arm *f'* of the lever raised away from the bar of the triangle, and also keep the foot-lever raised, as shown.

On the under side of the base A is pivoted at *i* a cross-bar I, which prevents the frame from tilting. The bar and base I prefer to

provide with pins *k*, which prevent the support from slipping on the floor.

The support can be folded by first removing the triangle, then simply moving the slide or bolt *b*, allowing the bar B to fold into the base A. Then turn the cross-bar I. The device then can be readily carried in the pocket.

I claim as my invention—

1. In a support for triangles, the combination of the base with an overhanging bar pivoted thereto, carrying a suspending device for the triangle, substantially as set forth.

2. The combination of the base and the bar pivoted thereto, having an overhanging portion, with an adjustable bolt in said portion carrying a suspending cord for the triangle, substantially as specified.

3. The combination of the base and triangle, and suspending-bar with a striker pivoted to said base, substantially as set forth.

4. The combination of the base carrying a support for a triangle, with a striking-lever pivoted to said base, and a foot-lever also pivoted to said base and adapted to act upon the striking-lever, substantially as set forth.

5. The combination of the base, the cross-bar pivoted thereto, a supporting-bar also pivoted to the base, a U-shaped bolt adjustable in the overhanging portion of the bar, a triangle suspending cord secured to the bolt, with a striking-lever, and a foot-lever, substantially as set forth.

In testimony whereof I have signed my name to this specification in the presence of two subscribing witnesses.

JOHN B. ZELLER.

Witnesses:

FRANK J. SCHOENFUSS,
H. EBERLEIN.