

(19) **DANMARK**

(10) **DK/EP 3066091 T3**



(12)

Oversættelse af europæisk patentskrift

Patent- og
Varemærkestyrelsen

-
- (51) Int.Cl.: **C 07 D 401/14 (2006.01)** **A 61 K 31/4402 (2006.01)** **A 61 K 31/4439 (2006.01)**
A 61 P 25/24 (2006.01) **C 07 D 213/40 (2006.01)** **C 07 D 401/12 (2006.01)**
- (45) Oversættelsen bekendtgjort den: **2019-07-15**
- (80) Dato for Den Europæiske Patentmyndigheds bekendtgørelse om meddelelse af patentet: **2019-04-03**
- (86) Europæisk ansøgning nr.: **14802476.3**
- (86) Europæisk indleveringsdag: **2014-10-30**
- (87) Den europæiske ansøgnings publiceringsdag: **2016-09-14**
- (86) International ansøgning nr.: **GB2014053236**
- (87) Internationalt publikationsnr.: **WO2015067923**
- (30) Prioritet: **2013-11-05 US 201361899903 P**
- (84) Designerede stater: **AL AT BE BG CH CY CZ DE DK EE ES FI FR GB GR HR HU IE IS IT LI LT LU LV MC MK MT NL NO PL PT RO RS SE SI SK SM TR**
- (73) Patenthaver: **Astrazeneca AB, 151 85 Södertälje, Sverige**
- (72) Opfinder: **NORDVALL, Gunnar, c/o AstraZeneca Intellectual Property, AstraZeneca R & D Alderley, Alderley Park, Macclesfield, Cheshire SK10 4TG, Storbritannien**
HÖGDIN, Katharina, c/o AstraZeneca Intellectual Property, AstraZeneca R & D Alderley, Alderley Park, Macclesfield, Cheshire SK10 4TG, Storbritannien
MALMBORG, Per Jonas, c/o AstraZeneca Intellectual Property, AstraZeneca R & D Alderley, Alderley Park, Macclesfield, Cheshire SK10 4TG, Storbritannien
KERS, Annika, c/o AstraZeneca Intellectual Property, AstraZeneca R & D Alderley, Alderley Park, Macclesfield, Cheshire SK10 4TG, Storbritannien
WEIGELT, Dirk, c/o AstraZeneca Intellectual Property, AstraZeneca R & D Alderley, Alderley Park, Macclesfield, Cheshire SK10 4TG, Storbritannien
BERNSTEIN, Peter, c/o AstraZeneca Intellectual Property, AstraZeneca R & D Boston, 35 Gatehouse Drive, Waltham, Massachusetts 02451, USA
QUIRK, Michael, c/o AstraZeneca Intellectual Property, AstraZeneca R & D Boston, 35 Gatehouse Drive, Waltham, Massachusetts 02451, USA
BALESTRA, Michael, c/o AstraZeneca Intellectual Property, AstraZeneca R & D Boston, 35 Gatehouse Drive, Waltham, Massachusetts 02451, USA
- (74) Fuldmægtig i Danmark: **Marks & Clerk (Luxembourg) LLP, 44 rue de la Vallée, B.P. 1775, L-1017 Luxembourg, Luxembourg**
- (54) Benævnelse: **NMDA-ANTAGONIST-PRODRUGS**
- (56) Fremdragne publikationer:
WO-A1-93/20052
WO-A1-2010/017504

Fortsættes ...

WO-A1-2011/089216

WO-A2-00/71571

RAUTIO JARKKO ET AL: "Prodrugs: design and clinical applications", NATURE REVIEWS. DRUG DISCOVERY, NATURE PUBLISHING GROUP, GB, vol. 7, no. 3, 1 March 2008 (2008-03-01), pages 255-270, XP002579584, ISSN: 1474-1784

DESCRIPTION

[0001] This invention is directed to prodrugs of an NMDA antagonist, (S)-1-phenyl-2-(pyridin-2-yl)ethanamine, and disclosed herein is their use in the treatment of depression and depressive disorders, particularly major depressive disorder (MDD), and also for the treatment of pain (such as neuropathic pain). The prodrugs of (S)-1-phenyl-2-(pyridin-2-yl)ethanamine can also be used to treat Rett Syndrome, suicidal ideation, bipolar disorder (including bipolar depression), obsessive compulsive disorder, sarin gas poisoning, and status epilepticus. Further disclosed herein are pharmaceutical compositions comprising the prodrugs and to processes for preparing them.

[0002] Pain in one form or another is a pervasive part of human life. Pain from injury and post-surgical pain is often temporary, but can be severe, and can persist. Neuropathic pain such as diabetic neuropathy and post-herpetic neuralgia severely impacts sufferers. Every year, tens of millions of people around the world, including patients at the end of their lives, suffer from pain without adequate treatment.

[0003] Depression affects about 120 million people worldwide. Symptoms of depression include, but are not limited to, depressed mood, loss of interest or pleasure, feelings of guilt or low self-worth, disturbed sleep or appetite, low energy, and poor concentration, or any combination thereof. These problems can be chronic or recurrent and can lead to substantial impairment of an individual's ability to take care of his or her everyday responsibilities. Depression is the leading cause of disability as measured by Years Lived with a Disability (YLDs) and the fourth leading contributor to the global burden of disease as measured by Disability Adjusted Life Years (DALYs; i.e., the sum of years of potential life lost due to premature mortality and the years of productive life lost due to disability) in 2000. By the year 2020, depression is projected to reach second place in the ranking of DALYs calculated for all ages, in both men and women. Today, depression is already the second cause of DALYs in the age category 15-44 years for both sexes combined.

[0004] (S)-1-Phenyl-2-(pyridin-2-yl)ethanamine dihydrochloride has been disclosed for the treatment of MDD via intravenous infusion treatment (Gerard Sanacora et al, poster presented on 6 December 2012 at the 51st Annual Meeting of the American College of Neuropsychopharmacology in Hollywood, Florida, USA. Other related disclosures include WO1993/020052, WO2000/056324, and WO2000/63175. For convenience it would be useful to be able to administer this drug as an oral dosage form. However, a concern with such an oral dosage form of (S)-1-phenyl-2-(pyridin-2-yl)ethanamine dihydrochloride would be that it would be open to misuse intravenously, for example, tablet crushing of an oral dosage form of (S)-1-phenyl-2-(pyridin-2-yl)ethanamine dihydrochloride followed by immediate injection of the resulting crushed oral dosage form of (S)-1-phenyl-2-(pyridin-2-yl)ethanamine dihydrochloride. Prodrugs of (S)-1-phenyl-2-(pyridin-2-yl)ethanamine are predicted to break down in a human body to provide (S)-1-phenyl-2-(pyridin-2-yl)ethanamine, so that, when prodrugs of (S)-1-phenyl-2-(pyridin-2-yl)ethanamine are administered orally, they would break down to liberate a

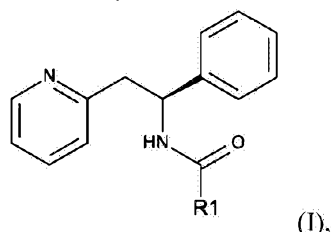
therapeutically effective dose of (S)-1-phenyl-2-(pyridin-2-yl)ethanamine. But if a prodrug of the present invention is administered intravenously it is predicted that the prodrug would liberate (S)-1-phenyl-2-(pyridin-2-yl)ethanamine to give a lower C_{max}, at a slower rate, than if the corresponding dose of (S)-1-phenyl-2-(pyridin-2-yl)ethanamine had been administered intravenously. The use of prodrugs of (S)-1-phenyl-2-(pyridin-2-yl)ethanamine would be predicted to improve the clinical safety profile of (S)-1-phenyl-2-(pyridin-2-yl)ethanamine (for example under overdose or, drug abuse (eg pill crushing) conditions). Thus, in summary, putting (S)-1-phenyl-2-(pyridin-2-yl)ethanamine directly into an oral formulation could lead to abuses. Compounds of the present invention metabolise *in vivo* to give (S)-1-phenyl-2-(pyridin-2-yl)ethanamine, but at a slower rate than the rate when (S)-1-phenyl-2-(pyridin-2-yl)ethanamine is administered intravenously, and therefore would not encourage potential abuse of (S)-1-phenyl-2-(pyridin-2-yl)ethanamine.

Description of the Drawings

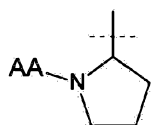
[0005] Figure 1a and 1b illustrates the conversion of prodrug of (S)-1-phenyl-2-(pyridin-2-yl)ethanamine (Example 5) to (S)-1-phenyl-2-(pyridin-2-yl)ethanamine during an incubation period in human intestinal fluid. In particular, figure 1a illustrates prodrug of (S)-1-phenyl-2-(pyridin-2-yl)ethanamine (Example 5) concentration (initial concentrations of 30, 100, 300 and 600 µM), as it transforms to (S)-1-phenyl-2-(pyridin-2-yl)ethanamine, during an incubation period in human intestinal fluid. Figure 1b illustrates (S)-1-phenyl-2-(pyridin-2-yl)ethanamine concentration, as it converts from prodrug of (S)-1-phenyl-2-(pyridin-2-yl)ethanamine (Example 5, initial concentrations of 30, 100, 300 and 600 µM), during an incubation period in human intestinal fluid.

Summary of the Invention

[0006] The scope of the invention is defined in the claims. Thus, the claimed invention relates to a compound of formula (I):

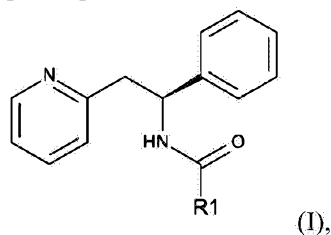


wherein R1 is:



wherein AA is a peptide bond-linked natural amino acid, or a pharmaceutically acceptable salt thereof

[0007] Further disclosed herein is a compound of formula (I):



wherein R1 is C₁₋₆ alkylC(O)O(C₁₋₆ alkoxy),
or a pharmaceutically acceptable salt thereof.

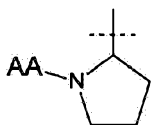
[0008] Alkyl is straight or branched chain and contains 1-6, for example 1-4, carbon atoms. Alkyl is, for example, methyl, ethyl, n-propyl, iso-propyl, n-butyl, sec-butyl, iso-butyl or tert-butyl.

[0009] Alkoxy is straight or branched chain and contains 1-6, for example 1-4, carbon atoms. Alkoxy is, for example, methoxy, ethoxy, n-propoxy, iso-propoxy, n-butoxy, sec-butoxy, iso-butoxy or tert-butoxy.

Detailed Description of the Invention

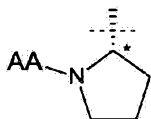
[0010] Disclosed herein is a compound of formula (I) wherein R1 is C₁₋₆ alkylC(O)O(C₁₋₆ alkoxy), for example it is C₁₋₄ alkylC(O)O(C₁₋₄ alkoxy). Examples include: (CH₃)₂CHC(O)OCH₂O, (CH₃)₂CHC(O)OCH(CH(CH₃)₂)O, CH₃C(O)OCH(CH₃)O or (CH₃)₂CHC(O)OCH(CH₃)O.

[0011] The present invention provides a compound of formula (I) wherein R1 is



and AA is a peptide bond-linked natural amino acid.

[0012] In another aspect the present invention provides a compound of formula (I) wherein R1 is



(so the chiral centre * has S absolute configuration).

[0013] In a further aspect the present invention provides a compound of formula (I) wherein AA is, for example, glycine, alanine, valine, leucine, isoleucine, serine, threonine, cysteine, cystine, methionine, aspartic acid, glutamic acid, asparagine, glutamine, lysine, hydroxylysine, arginine, histidine, phenylalanine, tyrosine, tryptophan, proline or hydroxyproline. In a still further aspect AA is selected from the group consisting of tyrosine, tryptophan, phenylalanine, leucine, arginine, histidine, lysine and valine. In another aspect AA is selected from the group consisting

of tyrosine, arginine, histidine, lysine and valine. In a still further aspect AA is valine.

[0014] A suitable pharmaceutically acceptable salt is, for example, an acid addition salt such as a hydrochloride, hydrobromide, sulphate, phosphate, acetate, fumarate, maleate, tartrate, lactate, citrate, pyruvate, succinate, oxalate, methanesulphonate, *p*-toluenesulphonate, bisulphate, benzenesulphonate, ethanesulphonate, malonate, xinafoate, ascorbate, oleate, nicotinate, saccharinate, adipate, formate, glycolate, L-lactate, D-lactate, aspartate, malate, L-tartrate, D-tartrate, stearate, 2-furoate, 3-furoate, napadisylate (naphthalene-1,5-disulfonate or naphthalene-1-(sulfonic acid)-5-sulfonate), edisylate (ethane-1,2-disulfonate or ethane-1-(sulfonic acid)-2-sulfonate), isethionate (2-hydroxyethylsulfonate), 2-mesitylenesulphonate, 2-naphthalenesulphonate, D-mandelate, L-mandelate, 2,5-dichlorobenzenesulphonate, cinnamate or benzoate.

[0015] Disclosed herein is a compound of formula (I) which is:

(S)-(1-Phenyl-2-(pyridin-2-yl)ethylcarbamoyloxy)methyl isobutyrate;

2-Methyl-1-((S)-1-phenyl-2-(pyridin-2-yl)ethylcarbamoyloxy)propyl isobutyrate;

2-Methyl-1-((S)-1-phenyl-2-(pyridin-2-yl)ethylcarbamoyloxy)propyl isobutyrate diastereomer 1;

2-Methyl-1-((S)-1-phenyl-2-(pyridin-2-yl)ethylcarbamoyloxy)propyl isobutyrate diastereomer 2;

1-((S)-1-phenyl-2-(pyridin-2-yl)ethylcarbamoyloxy)ethyl acetate;

1-((S)-1-phenyl-2-(pyridin-2-yl)ethylcarbamoyloxy)ethyl acetate diastereomer 1;

1-((S)-1-phenyl-2-(pyridin-2-yl)ethylcarbamoyloxy)ethyl acetate diastereomer 2;

1-((S)-1-Phenyl-2-(pyridin-2-yl)ethylcarbamoyloxy)ethylisobutyrate;

1-((S)-1-Phenyl-2-(pyridin-2-yl)ethylcarbamoyloxy)ethylisobutyrate diastereomer 1; or

1-((S)-1-Phenyl-2-(pyridin-2-yl)ethylcarbamoyloxy)ethylisobutyrate diastereomer 2,

or a pharmaceutically acceptable salt of any one of the foregoing.

[0016] In one aspect, the invention provides a compound selected from the group consisting of:

(S)-1-((S)-2-Amino-3-methylbutanoyl)-N-((S)-1-phenyl-2-(pyridin-2-yl)ethyl)pyrrolidine-2-carboxamide;

(S)-1-((S)-2,6-Diaminohexanoyl)-N-((S)-1-phenyl-2-(pyridin-2-yl)ethyl)pyrrolidine-2-carboxamide;

(S)-1-((S)-2-Amino-3-(1H-imidazol-4-yl)propanoyl)-N-((S)-1-phenyl-2-(pyridin-2-yl)ethyl)pyrrolidine-2-carboxamide;

2-((S)-2-((S)-1-((S)-2-Amino-3-(4-hydroxyphenyl)propanoyl)pyrrolidine-2-carboxamido)-2-

phenylethyl)pyridine;

2-((S)-2-((S)-1-((S)-2-Amino-3-(1H-indol-3-yl)propanoyl)pyrrolidine-2-carboxamido)-2-phenylethyl)pyridine;

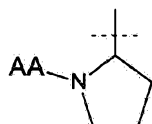
(S)-1-((S)-2-Amino-3-phenylpropanoyl)-N-((S)-1-phenyl-2-(pyridin-2-yl)ethyl)pyrrolidine-2-carboxamide; and

(S)-1-((S)-2-Amino-4-methylpentanoyl)-N-((S)-1-phenyl-2-(pyridin-2-yl)ethyl)pyrrolidine-2-carboxamide,

or a pharmaceutically acceptable salt of any one of the foregoing.

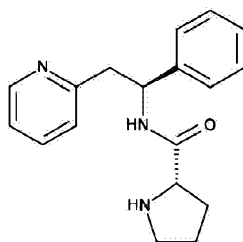
[0017] Compounds of the invention and the further disclosure can be prepared by adapting methods described in the art or by adapting methods described in the Examples. The compound (S)-1-phenyl-2-(pyridin-2-yl)ethanamine can be prepared, for example, by process methodology in EP-0633879 and the content of that document is incorporate by reference.

[0018] Compounds of the present invention wherein R1 is



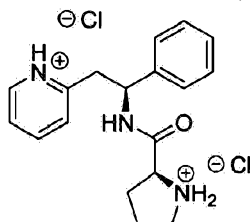
can be synthesized using a chemical process that proceeds through a 2-((S)-2-phenyl-2-((S)-pyrrolid-2-incarboxamido)ethyl)pyridine intermediate.

[0019] Thus, further disclosed herein is the compound 2-((S)-2-phenyl-2-((S)-pyrrolid-2-incarboxamido)ethyl)pyridine:



or a salt thereof, wherein said salt is, for example, a hydrochloride, hydrobromide, sulphate, phosphate, acetate, methanesulphonate, *p*-toluenesulphonate, formate or benzoate salt.

[0020] Further disclosed herein is the intermediate compound 2-((S)-2-phenyl-2-((S)-pyrrolidin-2-iumcarboxamido)ethyl)pyridinium chloride



[0021] A compound of formula (I), or a pharmaceutically acceptable salt thereof, can be used in

the treatment of depression (such as major depressive disorder, for example treatment resistant major depressive disorder).

[0022] A compound of formula (I), or a pharmaceutically acceptable salt thereof, can be used in the treatment of pain (such as neuropathic pain, chronic pain, phantom-limb pain, nociceptive pain, psychogenic pain, incident pain or breakthrough pain).

[0023] A compound of formula (I), or a pharmaceutically acceptable salt thereof, can be used in the treatment of Rett Syndrome, suicidal ideation, bipolar disorder, obsessive compulsive disorder, sarin gas poisoning, or status epilepticus.

[0024] Thus, disclosed herein is a compound of formula (I) or a pharmaceutically-acceptable salt thereof as defined herein for use in therapy. Therefore, the term "prodrug" as used herein may refer to a compound of formula (I) in the form of a salt or in the form of a free base.

[0025] Further disclosed herein is the use of a compound of formula (I) or a pharmaceutically acceptable salt thereof as defined herein in the manufacture of a medicament for use in therapy.

[0026] Further disclosed herein is a method of administering (S)-1-phenyl-2-(pyridin-2-yl)ethanamine to a patient, said method comprising administering a compound of formula (I), or a pharmaceutically acceptable salt thereof, to a patient wherein said compound of formula (I) metabolises in said patient to produce (S)-1-phenyl-2-(pyridin-2-yl)ethanamine.

[0027] In the context of the present specification, the term "therapy" also includes "prophylaxis" unless there are specific indications to the contrary. The terms "therapeutic" and "therapeutically" should be construed accordingly.

[0028] Prophylaxis is expected to be particularly relevant to the treatment of persons who have suffered a previous episode of, or are otherwise considered to be at increased risk of, the disease or condition in question. Persons at risk of developing a particular disease or condition generally include those having a family history of the disease or condition, or those who have been identified by genetic testing or screening to be particularly susceptible to developing the disease or condition.

[0029] Further disclosed herein is a method of treating depression which comprises administering to a patient in need thereof a therapeutically effective amount of a compound of formula (I) or a pharmaceutically acceptable salt thereof as defined herein.

[0030] Further disclosed herein is a method of treating MDD which comprises administering to a patient in need thereof a therapeutically effective amount of a compound of formula (I) or a pharmaceutically acceptable salt thereof as defined herein.

[0031] Further disclosed herein is a method of treating pain which comprises administering to a

patient in need thereof a therapeutically effective amount of a compound of formula (I) or a pharmaceutically acceptable salt thereof as defined herein.

[0032] Further disclosed herein is a method of treating neuropathic pain, chronic pain, phantom-limb pain, nociceptive pain, psychogenic pain, incident pain or breakthrough pain which comprises administering to a patient in need thereof a therapeutically effective amount of a compound of formula (I) or a pharmaceutically acceptable salt thereof as defined herein.

[0033] Further disclosed herein is the use of a compound of formula (I) or a pharmaceutically acceptable salt thereof for the treatment of depression.

[0034] Further disclosed herein is the use of a compound of formula (I) or a pharmaceutically acceptable salt thereof for the treatment of pain.

[0035] For the above-mentioned therapeutic uses the dosage administered will, of course, vary with the compound employed, the mode of administration, the treatment desired and the disorder indicated. For example, the daily dosage of the compound of the invention, if inhaled, may be in the range from 0.05 micrograms per kilogram body weight ($\mu\text{g/kg}$) to 100 micrograms per kilogram body weight ($\mu\text{g/kg}$). Alternatively, if the compound is administered orally, then the daily dosage of the compound of the invention may be in the range from 0.01 micrograms per kilogram body weight ($\mu\text{g/kg}$) to 100 milligrams per kilogram body weight (mg/kg).

[0036] Compounds of formula (I) and pharmaceutically acceptable salts thereof may be used on their own but will generally be administered in the form of a pharmaceutical composition in which the formula (I) compound/salt (active ingredient) is in association with a pharmaceutically acceptable adjuvant, diluent or carrier. Conventional procedures for the selection and preparation of suitable pharmaceutical formulations are described in, for example, "Pharmaceuticals - The Science of Dosage Form Designs", M. E. Aulton, Churchill Livingstone, 1988.

[0037] Depending on the mode of administration, the pharmaceutical composition will preferably comprise from 0.05 to 99 %w (per cent by weight), more preferably from 0.05 to 80 %w, still more preferably from 0.10 to 70 %w, and even more preferably from 0.10 to 50 %w, of active ingredient, all percentages by weight being based on total composition. In some embodiments, the pharmaceutical composition comprises 0.5 %w of active ingredient. In some embodiments, the pharmaceutical composition comprises 20 %w of active ingredient.

[0038] Further disclosed herein is a pharmaceutical composition comprising a compound of formula (I) or a pharmaceutically acceptable salt thereof as defined herein, in association with a pharmaceutically acceptable adjuvant, diluent or carrier.

[0039] Further disclosed herein is a process for the preparation of a pharmaceutical composition of the invention which comprises mixing a compound of formula (I) or a

pharmaceutically acceptable salt thereof as defined herein with a pharmaceutically acceptable adjuvant, diluent or carrier.

[0040] For oral administration the compound of the invention may be admixed with an adjuvant or a carrier, for example, lactose, saccharose, sorbitol, mannitol; a starch, for example, potato starch, corn starch or amylopectin; a cellulose derivative; a binder, for example, gelatine or polyvinylpyrrolidone; and/or a lubricant, for example, magnesium stearate, calcium stearate, polyethylene glycol, a wax, paraffin, and the like, and then compressed into tablets. If coated tablets are required, the cores, prepared as described above, may be coated with a concentrated sugar solution which may contain, for example, gum arabic, gelatine, talcum and titanium dioxide. Alternatively, the tablet may be coated with a suitable polymer dissolved in a readily volatile organic solvent.

[0041] For the preparation of soft gelatine capsules, the compound of the invention may be admixed with, for example, a vegetable oil or polyethylene glycol. Hard gelatine capsules may contain granules of the compound using either the above-mentioned excipients for tablets. Also liquid or semisolid formulations of the compound of the invention may be filled into hard gelatine capsules.

[0042] Compounds of the invention may also be administered in conjunction with other compounds used for the treatment of the above conditions.

[0043] The following Examples illustrate the present invention. In the Examples certain techniques were used and these are now described.

[0044] High pressure liquid chromatography (HPLC) was performed on a reversed phase (RP) column. A linear gradient was applied using for example mobile phase A (0.1% Formic Acid in MilliQ H₂O or 0.1% NH₃ in MilliQ H₂O or 10 mM NH₄OAc and 5% CH₃CN in MilliQ H₂O, or 0.05% trifluoric acid in MilliQ H₂O, or NH₄HCO₃ in MilliQ H₂O (10mM)) and B (CH₃OH or CH₃CN). Mass spectrometer (MS) analyses were performed in positive and/or negative ion mode using electrospray ionization (ESI+/-), atmospheric pressure photo ionization (APPI+/-) and/or atmospheric pressure chemical ionization (APCI+/-).

[0045] Gas chromatography (GC) was performed on a GC equipped with a mass spectrometer (MS) or a flame ionization detector (FID). The MS ion source was either electron impact (EI), or a chemical ionization (CI, reactant gas: methane). For separation a capillary column was used, for example DB-5MS (J&W Scientific). A linear temperature gradient was applied.

[0046] Supercritical Fluid Chromatography (SFC) was performed on a straight phase column. An isocratic flow was applied using mobile phase A (CO₂) and for example mobile phase B (MeOH, EtOH or IPA).

[0047] Alternatively, high pressure liquid chromatography (HPLC) was performed on a straight phase column. A linear gradient or isocratic flow was applied using for example mobile phase A

(heptane) and B (EtOH or IPA).

[0048] NMR spectra were recorded on a 300 MHz (or higher field) NMR spectrometer fitted with a probe of suitable configuration. Spectra were recorded at ambient temperature unless otherwise stated. Chemical shifts are given in ppm down- and upfield from TMS (0.00 ppm). The following reference signals were used: TMS δ 0.00, or the residual solvent signal of DMSO- d_6 δ 2.49, CD₃OD δ 3.30, acetone- d_6 2.04, CDCl₃ δ 7.25, or D₂O δ 4.79 (unless otherwise indicated). Resonance multiplicities are denoted s, d, t, q, m, br and app for singlet, doublet, triplet, quartet, multiplet, broad and apparent, respectively.

List of abbreviations

[0049]

DBU

1,8-Diazabicyclo[5.4.0]undec-7-ene

DCM

Dichloromethane

DEA

Diethyl amine

DIPEA

Diisopropyl ethyl amine

DMF

Dimethylformamide

DMSO

Dimethylsulfoxide

EtOAc

Ethyl acetate

HATU

2-(1H-7-Azabenzotriazol-1-yl)--1,1,3,3-tetramethyl uronium hexafluorophosphate
methanaminium

IPA

iso-propanol

MTBE

Methyl tert-butyl ether

rt

room temperature, or ambient temperature, approx 20-25 °C

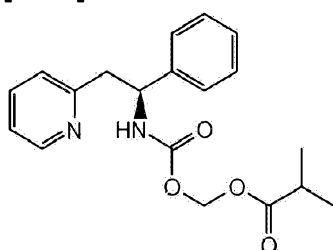
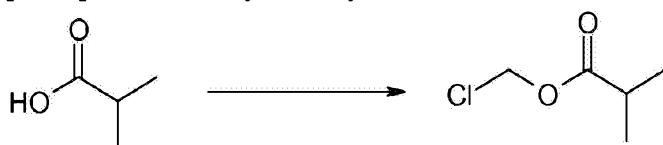
sat

saturated

T3P

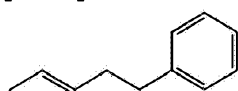
Propane phosphonic anhydride

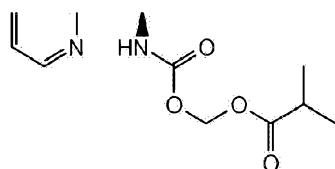
Reference Example 1

(S)-(1-Phenyl-2-(pyridin-2-yl)ethylcarbamoyloxy)methyl isobutyrate**[0050]****Step A****[0051]** Chloromethyl isobutyrate

[0052] To isobutyric acid (0.600 mL, 6.47 mmol) in DCM (6 mL) was added sodium bicarbonate (2092 mg, 24.91 mmol), tetrabutyl ammonium hydrogen sulfate (220 mg, 0.65 mmol) and water (6 mL). With rapid stirring, chloromethyl sulfochloridate (0.767 mL, 7.44 mmol) was added at rt and the reaction mixture was then stirred at rt overnight. The reaction mixture was then diluted with DCM (10 mL), washed with water (2 x 10 mL), dried over Na₂SO₄, filtered and concentrated to give chloromethyl isobutyrate (746 mg, 84 %), which was used in the next step without further purification.

¹H NMR (500 MHz, CDCl₃) δ ppm 1.17 (m, 6 H), 2.62 (m, 1 H), 5.72 (s, 2 H).

Step B**(S)-(1-phenyl-2-(pyridin-2-yl)ethylcarbamoyloxy)methyl isobutyrate****[0053]**



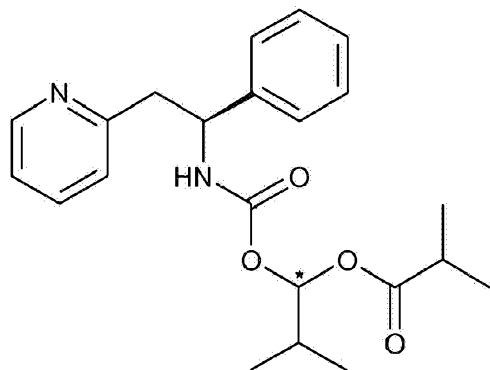
[0054] Cesium carbonate (1543 mg, 4.74 mmol) and tetrabutylammonium iodide (1749 mg, 4.74 mmol) were added to (S)-1-phenyl-2-(pyridin-2-yl)ethanamine (313 mg, 1.58 mmol) in anhydrous DMF (8 mL) at rt. Carbon dioxide gas was bubbled into the reaction mixture for 30 min, followed by addition of chloromethyl isobutyrate (647 mg, 4.74 mmol) in DMF (2 mL). The reaction mixture was stirred at rt with continued CO₂ gas bubbling overnight and continued to stir over the weekend without further CO₂ gas addition. The reaction mixture was diluted with water and extracted with EtOAc (3x), the combined organic layers were washed with water (2x), brine, dried over Na₂SO₄, and concentrated. Purification was done by column chromatography using a gradient of EtOAc in heptane (0-60%) to give the title compound (239 mg, 44.2 %).

¹H NMR (500 MHz, DMSO-d₆) δ ppm 1.00 (m, 6 H), 2.46 (m, 1 H, partially hidden in DMSO-d₆), 3.09 (m, 2 H), 5.04 (m, 1 H), 5.52 (m, 2 H), 7.17 - 7.24 (m, 3 H), 7.27 - 7.34 (m, 4 H), 7.65 (td, 1 H), 8.24 (d, 1 H), 8.49 (m, 1 H).

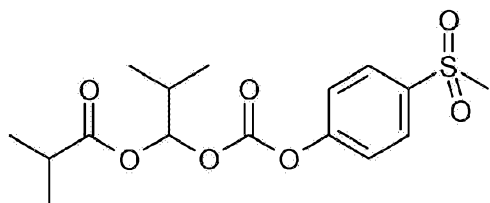
Reference Example 2

2-Methyl-1-((S)-1-phenyl-2-(pyridin-2-yl)ethylcarbamoyloxy)propyl isobutyrate

[0055] There are two different diastereomers of Reference Example 2 due to the two possible configurations at the carbon atom identified with *. These are referred to as Reference Example 2 diastereomer 1 and Reference Example 2 diastereomer 2. Their absolute configurations have not been determined.

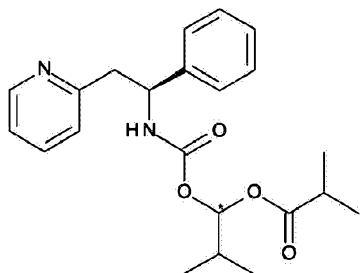


Step A

2-methyl-1-((4-(methylsulfonyl)phenoxy)carbonyloxy)propyl isobutyrate.**[0056]**

1. (i) 4-(Methylmercapto)phenol (8.46 g, 57.30 mmol) was taken up in DCM (60 mL) and then the reaction flask was chilled to 0 °C, followed by addition of 1-chloro-2-methylpropyl carbonochloridate (4.27 mL, 28.65 mmol). A solution of 4-methylmorpholine (7.87 mL, 71.63 mmol) in DCM (40 mL) was added drop-wise, over 50 min at 0 °C and the resulting mixture stirred at this temperature for 5 minutes, and finally stirred at rt for 150 minutes. The reaction mixture was washed with water (2x), dried over Na₂SO₄, filtered and evaporated to give 1-chloro-2-methylpropyl 4-(methylthio)phenyl carbonate (13.84 g), which was used in the next step without further purification.
2. (ii) A mixture of 1-chloro-2-methylpropyl 4-(methylthio)phenyl carbonate (3.50 g, 12.74 mmol), silver(I) oxide (2.95 g, 12.74 mmol) and isobutyric acid (13.00 mL, 140.12 mmol) under an atmosphere of argon was heated to 95 °C for 2 hours. The reaction mixture was cooled to rt and stirred at rt overnight, then diluted with MTBE, filtered through diatomaceous earth and washed with more MTBE. The combined filtrates were washed with water (4x25 mL), sat. aq. sodium bicarbonate (2x25 mL), dried (Na₂SO₄), and evaporated to give 3.56 g of 2-methyl-1-((4-(methylthio)phenoxy)carbonyloxy)propyl isobutyrate, which was used in the next step without further purification.
3. (iii) 2-Methyl-1-((4-(methylthio)phenoxy)carbonyloxy)propyl isobutyrate (3.56 g, 10.91 mmol) was taken up in a mixture of acetone (30 mL) and water (7.50 mL), followed by addition of oxone (13.41 g, 21.81 mmol) in portions over 5 min, then stirred at rt for 2 hours. The reaction mixture was filtered and the filtrate washed with MTBE (2x50 mL), the volume was reduced to 50 mL (distilling off the acetone) and then the resulting mixture was separated between MTBE and water. The aqueous layer was extracted with MTBE and the combined organics were dried over Na₂SO₄, filtered and evaporated to give 1.89 g of the title compound, which was used in the next step without further purification.

[0057] Step B:**2-Methyl-1-((S)-1-phenyl-2-(pyridin-2-yl)ethylcarbamoyloxy)propyl isobutyrate****[0058]**



[0059] To a stirred mixture of (S)-1-phenyl-2-(pyridin-2-yl)ethanamine (0.215 g, 1.08 mmol) and sodium bicarbonate (0.182 g, 2.17 mmol) in acetonitrile (3 mL) was added 2-methyl-1-((4-(methylsulfonyl)phenoxy)carbonyloxy)propyl isobutyrate (0.389 g, 1.08 mmol) in acetonitrile (2 mL) and the reaction was stirred at rt for 2 hours. Separated between EtOAc and sat aq NaHCO₃, the organic layer was washed with sat aq NaHCO₃, dried (Na₂SO₄) and evaporated to give 413 mg of material, which was purified by column chromatography using a gradient of EtOAc in heptane (0-50%) to give 235 mg as a mixture of the two diastereomers of 2-methyl-1-(S)-1-phenyl-2-(pyridin-2-yl)ethylcarbamoyloxy)propylisobutyrate.

[0060] Analysis and separation of the diastereomers was done on Chiralpak AD-H, 4.6*250 mm; 5 µm, using 10% MeOH/90% CO₂ at 3 mL/min flow and Chiralpak AD-H, 20*250 mm; 5 µm, using 10% MeOH/90% CO₂ at 50 mL/min flow, respectively.

Reference Example 2, diastereomer 1

[0061] 105 mg of diastereomer 1 was obtained by chiral separation as the first eluting diastereomer in 99% optical purity. Mixture of rotamers:

¹H NMR (500 MHz, DMSO-d₆) δ ppm 0.66 - 1.07 (m), 1.86 (m), 2.39 (m), 2.98 - 3.21 (m), 5.01 (m), 6.31 (m), 7.10 - 7.26 (m), 7.26 - 7.37 (m), 7.56 - 7.73 (m), 8.10 (d), 8.43 - 8.55 (m). Total no of protons in spectrum: 28. Ratio rotamers major/minor: 1/0.15.

MS (ES+APCI+) m/z 385 (M+H)⁺

Reference Example 2, diastereomer 2

[0062] 104 mg of diastereomer 2 were obtained as the second-eluting diastereomer. Mixture of rotamers:

¹H NMR (500 MHz, DMSO-d₆) δ ppm 0.48 - 0.69 (m), 0.75 - 0.87 (m), 0.87 - 1.07 (m), 1.73 (m), 1.85 (m), 2.40 (m), 2.98 (m), 3.03 - 3.18 (m), 4.97 (m), 6.22 - 6.38 (m), 7.13 - 7.26 (m), 7.26 - 7.37 (m), 7.65 (m), 7.78 (d), 8.06 (d), 8.48 (m). Total no of protons in spectrum: 28. Ratio rotamers major/minor: 1/0.17.

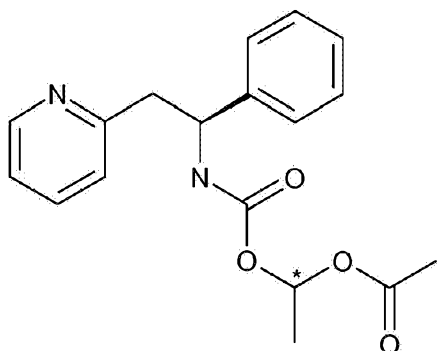
MS (ES+APCI+) m/z 385 (M+H)⁺.

Optical purity = 99%

Reference Example 3

1-((S)-1-phenyl-2-(pyridin-2-yl)ethylcarbamoyloxy)ethyl acetate

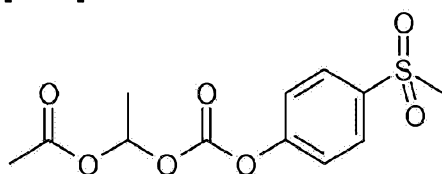
[0063] There are two different diastereomers of Reference Example 3 due to the two possible configurations at the carbon atom identified with *. These are referred to as Reference Example 3 diastereomer 1 and Reference Example 3 diastereomer 2. Their absolute configurations have not been determined.



[0064] Step A:

1-((4-(methylsulfonyl)phenoxy)carbonyloxy)ethyl acetate

[0065]



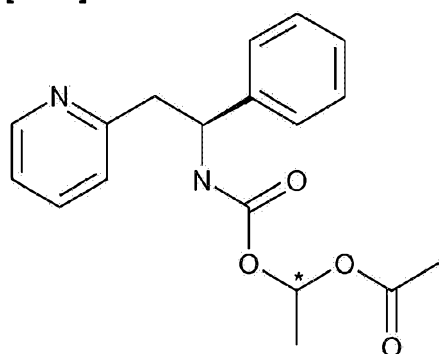
1. (i) A mixture of 1-chloroethyl 4-(methylthio)phenyl carbonate (4.6 g, 18.65 mmol), Silver(I) oxide (4.32 g, 18.65 mmol) and acetic acid (11.75 mL, 205.1 mmol) under an atmosphere of argon was heated to 95 °C for 2h. The reaction mixture was cooled to rt and diluted with MTBE, filtered through diatomaceous earth, and washed with more MTBE. The combined filtrates were washed with water (4 x 25 mL), sat. aq. sodium bicarbonate (2 x 25 mL), dried (Na₂SO₄), and evaporated to give 1.79 g of 1-((4-(methylthio)phenoxy)carbonyloxy)ethyl acetate which was used in the next step without further purification.
2. (ii) 1-((4-(Methylthio)phenoxy)carbonyloxy)ethyl acetate (1.79 g, 6.62 mmol) was taken up in a mixture of acetone (16 mL) and water (4.00 mL). Oxone (8.14 g, 13.24 mmol) was added in portions over 5 min, then stirred at rt overnight. The reaction mixture was

filtered and the filtrate washed with MTBE (2x50 mL), the volume was reduced to about 50 mL (distilling off the acetone). The product was separated between MTBE and water. The aqueous layer was extracted with MTBE and the combined organics were dried (Na_2SO_4), filtered and evaporated to give 832 mg of the title compound and used in the next step without further purification.

Step B:

1-((S)-1-phenyl-2-(pyridin-2-yl)ethylcarbamoyloxy)ethyl acetate

[0066]



[0067] To a stirred mixture of (S)-1-phenyl-2-(pyridin-2-yl)ethanamine (198 mg, 1 mmol) and sodium bicarbonate (168 mg, 2.00 mmol) in acetonitrile (4 mL) was added 1-((4-(methylsulfonyl)phenoxy)carbonyloxy)ethyl acetate (302 mg, 1.00 mmol) in acetonitrile (1 mL) and the reaction was stirred at rt for 4 hours. The reaction mixture was then separated between EtOAc and sat aq NaHCO_3 , the organic layer washed with sat aq NaHCO_3 , brine, dried over Na_2SO_4 and evaporated. This mixture was pre-purified by column chromatography using a gradient of EtOAc in heptane (0-50%) to give 160 mg of the title compound as mixture of its two diastereomers.

[0068] Analysis and separation of the diastereomers was done on Phenomenex LuxC4, 4.6*250 mm; 5 μm , using 30% MeOH+DEA/70% CO_2 at 3 mL/min flow and Phenomenex LuxC4, 20*250 mm; 5 μm , using 25% MeOH+DEA/75% CO_2 at 50 mL/min flow, respectively. Reference Example 3, diastereomer 1

29 mg of diastereomer 1 was obtained by chiral separation as the first eluting diastereomer in 99 % optical purity.

^1H NMR (500 MHz, DMSO-d_6) δ ppm 1.31 (d, 3H), 1.92 (s, 3 H), 3.00 - 3.16 (m, 2 H), 5.00 (td, 1 H), 6.52 (q, 1 H), 7.14 - 7.25 (m, 3 H), 7.30 (d, 4 H), 7.65 (t, 1 H), 8.13 (d, 1 H), 8.50 (d, 1 H). The signals in the spectrum were broadened and the splitting of the DMSO-signal could not be

seen.

^{13}C NMR (126 MHz, DMSO- d_6) δ 19.6, 20.7, 44.6, 54.9, 88.7, 121.6, 123.8, 126.4, 126.9, 128.3, 136.2, 143.0, 149.0, 153.2, 158.0, 168.6 ppm. MS (ES+) m/z 328 ($M+H$) $^+$. Reference Example 3, diastereomer 2

39 mg of diastereomer 2 were obtained as the second eluting diastereomer.

^1H NMR (500 MHz, DMSO- d_6) δ ppm 1.32 (d, 3 H), 1.95 (s, 3 H), 3.01 - 3.18 (m, 2 H), 5.00 (td, 1 H), 6.53 (q, 1 H), 7.13 - 7.24 (m, 3 H), 7.29 (d, 4 H), 7.65 (t, 1 H), 8.17 (d, 1 H), 8.49 (d, 1 H). The signals in the spectrum were broadened and the splitting of the DMSO-signal could not be seen.

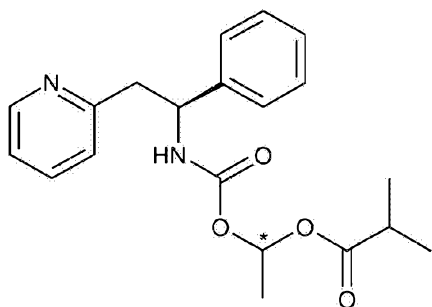
^{13}C NMR (126 MHz, DMSO- d_6) δ 19.6, 20.7, 44.4, 54.9, 88.6, 121.6, 123.7, 126.4, 126.9, 128.3, 136.2, 143.0, 149.0, 153.1, 158.0, 168.5. MS (ES+) m/z 329 ($M+H$) $^+$.

[0069] Optical purity 98 %.

Reference Example 4

1-((S)-1-Phenyl-2-(pyridin-2-yl)ethylcarbamoyloxy)ethyl isobutyrate

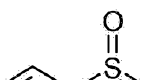
[0070] There are two different diastereomers of Reference Example 4 due to the two possible configurations at the carbon atom identified with *. These are referred to as Reference Example 4 diastereomer 1 and Reference Example 4 diastereomer 2. Their absolute configurations have not been determined.

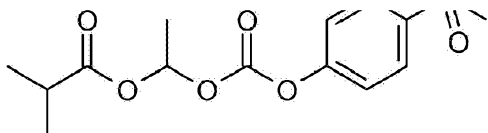


Step A:

1-((4-(methylsulfonyl)phenoxy)carbonyloxy)ethyl isobutyrate

[0071]



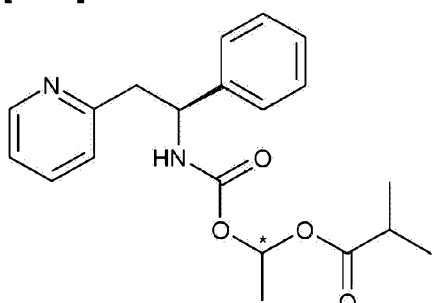


1. (i) 4-(Methylmercapto)phenol (4.91 g, 35.00 mmol) was taken up in DCM (100 mL) and chilled to 0 °C. 1-Chloroethyl chloroformate (1.888 mL, 17.50 mmol) was added. A solution of 4-methylmorpholine (4.81 mL, 43.74 mmol) in DCM (20 mL) was added dropwise over 10 min at 0 °C and the resulting mixture stirred at this temperature for 5 minutes. The reaction mixture was stirred at rt for 180 min, then diluted with DCM, washed with water (2x), dried over Na₂SO₄, filtered and evaporated to give 1-chloroethyl 4-(methylthio)phenyl carbonate (6.94 g), which was used in the next step without further purification.
2. (ii) A mixture of 1-chloroethyl 4-(methylthio)phenyl carbonate (2.3 g, 9.32 mmol), silver(I) oxide (2.160 g, 9.32 mmol) and isobutyric acid (9.51 mL, 102.55 mmol) under an atmosphere of argon was heated to 95°C for 2h. The reaction mixture was cooled to rt and diluted with MTBE, filtered through diatomaceous earth, washed with more MTBE. The combined filtrates were washed with water (4x25 mL), sat. aq. sodium bicarbonate (2x25 mL), dried (Na₂SO₄), and evaporated to give 1.16 g of product, which was used in the next step without further purification.
3. (iii) 1-((4-(Methylthio)phenoxy)carbonyloxy)ethyl isobutyrate (1.16 g, 3.89 mmol) was taken up in a mixture of acetone (12 mL) and water (3.00 mL). Oxone (4.78 g, 7.78 mmol) was added in portions over 5 min, then stirred at rt overnight. The reaction mixture was filtered and the filtrate washed with MTBE (2x50 mL), the volume was reduced to approximately 50 mL by distilling off the acetone, then separated between MTBE and water. The aqueous layer was extracted with MTBE and the combined organics were dried over Na₂SO₄, filtered and evaporated to give 531 mg of the title compound, which was used in the next step without further purification.

Step B

1-((S)-1-Phenyl-2-(pyridin-2-yl)ethylcarbamoyloxy)ethyl isobutyrate

[0072]



[0073] To a stirred mixture of (S)-1-phenyl-2-(pyridin-2-yl)ethanamine (0.300 g, 1.51 mmol) and sodium bicarbonate (0.254 g, 3.03 mmol) in acetonitrile (6 mL) was added 1-((4-(methylsulfonyl)phenoxy)carbonyloxy)ethyl isobutyrate (0.500 g, 1.51 mmol) in acetonitrile (2 mL) and the reaction was stirred overnight. The mixture was separated between EtOAc and sat aq NaHCO₃, the organic layer was washed with sat aq NaHCO₃, brine, dried over Na₂SO₄ and evaporated to give 0.70 g., which was purified by column chromatography using a gradient of EtOAc in heptane (0-50%) to give the title compound (0.309 g, 57.2 %) as mixture of the two diastereomers.

[0074] Analysis and separation of the diastereomers was done on Phenomenex LuxC4, 4.6*250 mm; 5 µm, using 15% MeOH+DEA/85% CO₂ at 3 mL/min flow and Phenomenex LuxC4, 20*250 mm; 5 µm, using 15% MeOH+DEA/85% CO₂ at 50 mL/min flow, respectively.

Reference Example 4, diastereomer 1

25 mg of diastereomer 1 was obtained by chiral separation as the first eluting diastereomer in 99 % optical purity. Mixture of rotamers:

¹H NMR (500 MHz, DMSO-d₆) δ ppm 0.86 - 1.05 (m), 1.19 (d), 1.32 (d), 2.31 - 2.44 (m), 2.98 - 3.20 (m), 4.94 - 5.07 (m), 6.48 (d), 6.52 (q), 7.15 - 7.25 (m), 7.25 - 7.34 (m), 7.60 - 7.70 (m), 7.77 (d), 8.06 - 8.18 (m), 8.44 - 8.55 (m). Total no of protons in spectrum: 24. Ratio major/minor: 1:0.07.

MS (ES+APCI+) m/z 357 (M+H)⁺.

UV Purity =100%.

Reference Example 4, diastereomer 2

[0075] 25 mg of diastereomer 2 were obtained as second eluting isomer. Mixture of rotamers:

¹H NMR (500 MHz, DMSO-d₆) δ ppm 0.82 - 0.94 (m), 0.94 - 1.04 (m), 1.25 (d), 1.32 (d), 2.24 - 2.32 (m), 2.34 - 2.44 (m), 3.00 - 3.17 (m), 5.02 (td), 6.48 (d), 6.52 (q), 7.15 - 7.25 (m), 7.25 - 7.38 (m), 7.55 - 7.77 (m), 8.16 (d), 8.44 - 8.57 (m). Total no of protons in spectrum: 24. Ratio major/minor: 1:0.08.

MS (ES+APCI+) m/z 357 (M+H)⁺.

UV Purity =100%.

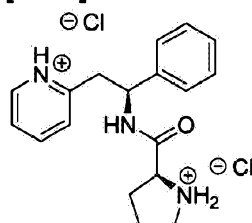
Optical purity = 99%.

[0076] Examples 5 to 12 use a common intermediate, the preparation of which is now described.

Preparation of common intermediate for Examples 5 to 12

2-((S)-2-phenyl-2-((S)-pyrrolidin-2-iumcarboxamido)ethyl)pyridinium dichloride (which can also be named as: (S)-N-((S)-1-phenyl-2-(pyridin-2-yl)ethyl)pyrrolidine-2-carboxamide dihydrochloride)

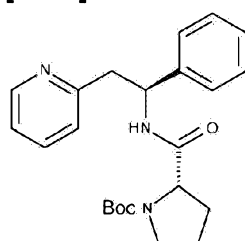
[0077]



STEP A

(S)-tert-butyl 2-((S)-1-phenyl-2-(pyridin-2-yl)ethylcarbamoyl)pyrrolidine-1-carboxylate

[0078]



[0079] T3P (50% wt. in DMF, 0.86 mL, 1.47 mmol) was added dropwise to a solution of (1S)-1-phenyl-2-(pyridin-2-yl)ethan-1-amine (200 mg, 0.737 mmol), Boc-L-proline (159 mg, 0.737 mmol) and DIPEA (0.64 mL, 3.69 mmol) in CH₂Cl₂ (7.4 mL) at 0 °C. The reaction was gradually warmed to rt while stirring overnight. The organic layer was washed twice with 5% aq. NaHCO₃, once with brine, dried over Na₂SO₄, filtered and concentrated. The product was purified using a 50 g snap column, eluting with a gradient of MeOH and CH₂Cl₂ (0% MeOH / 100% CH₂Cl₂ → 10% MeOH / 90% CH₂Cl₂), yielding the title compound 305 mg (>100%).

[0080] ¹H NMR (300 MHz, CDCl₃): ppm 1.35 (s, 9 H), 1.70 - 1.90 (m, 2 H), 2.05 - 2.19 (m, 2 H), 3.13 (dd, 1 H), 3.29 - 3.39 (m, 1 H), 3.46 - 3.62 (m, 2 H), 4.20 - 4.29 (m, 2 H), 5.39 (q, 1 H), 6.91 (d, 1 H), 7.09 - 7.14 (m, 1 H), 7.16 - 7.23 (m, 5 H), 7.49 (td, 1 H), 8.45 - 8.59 (m, 1 H).

Alternative method:

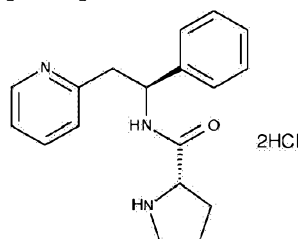
[0081] Boc-L-Pro-OH (2.0 g, 9.29 mmol) was dissolved in anhydrous DMF (15 mL). HATU (3.7 g, 9.76 mmol) and Hunig's base (5.3 mL, 30.66 mmol) were added and the mixture was stirred at rt for 30 minutes. Then, 2-[(2S)-2-azaniumyl-2-phenylethyl]pyridin-1-ium dichloride (2.5 g, 9.29 mmol) was added to the solution and the mixture was stirred for 3 hours 30 minutes at rt. Water was added and the mixture was extracted 3 x with EtOAc. The organic phase was washed with brine, dried over Na₂SO₄, filtered and concentrated under reduced pressure. The product was purified on a SiO₂ column, eluting with a gradient (0% MeOH / 50% EtOAc / 50% heptane → 0% MeOH / 100% EtOAc / 0% heptane → 10% MeOH / 90% EtOAc / 0% heptane) and then on a C-18 column, eluting with a gradient of MeOH and water (0 to 100% MeOH), yielding 2.9 g (78%) of the title compound.

[0082] ¹H NMR (300 MHz, CDCl₃): ppm 1.35 (s, 9 H), 1.70 - 1.90 (m, 2 H), 2.05 - 2.19 (m, 2 H), 3.13 (dd, J = 13.8, 7.1 Hz, 1 H), 3.29 - 3.39 (m, 1 H), 3.46 - 3.62 (m, 2 H), 4.20 - 4.29 (m, 1 H), 5.39 (q, J = 6.8 Hz, 1 H), 6.91 (d, J = 7.3 Hz, 1 H), 7.09 - 7.14 (m, 1 H), 7.16 - 7.23 (m, 5 H), 7.49 (td, J = 7.63, 1.8 Hz, 1 H), 8.45 - 8.59 (m, 1 H).

STEP B

(S)-N-((S)-1-phenyl-2-(pyridin-2-yl)ethyl)pyrrolidine-2-carboxamide dihydrochloride

[0083]



[0084] At 0 °C, (S)-tert-butyl 2-((S)-1-phenyl-2-(pyridin-2-yl)ethylcarbamoyl)pyrrolidine-1-carboxylate (305 mg, 0.771 mmol) was dissolved in a 4 M HCl solution in 1,4-dioxane (7.7 mL, 30.8 mmol). The reaction was gradually warmed to rt while stirring overnight. The volatiles were removed under vacuum and the product was triturated in MTBE. The solid was recovered by filtration on a Büchner funnel, washed with MTBE and dried under vacuum affording 263 mg (93%) of the title compound as dihydrochloride salt.

[0085] ¹H NMR (300 MHz, DMSO-d₆): ppm 1.61 - 1.84 (m, 3 H), 2.30 - 2.36 (m, 1 H), 3.05 - 3.11 (m, 2 H), 3.39 - 3.47 (m, 2 H), 4.05 - 4.20 (m, 2 H), 5.34 (q, 1 H), 7.17 - 7.41 (m, 5 H), 8.20 - 8.42 (m, 1 H), 8.67 - 8.75 (m, 1 H), 9.45 - 9.62 (m, 2 H).

Alternative method:

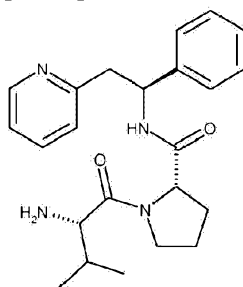
[0086] tert-Butyl (2*S*)-2-{[(1*S*)-1-phenyl-2-(pyridin-2-yl)ethyl]carbamoyl}pyrrolidine-1-carboxylate (2.9 g, 7.33 mmol) was dissolved in a 4 M HCl solution in 1,4-dioxane (73 mL, 293.31 mmol). The reaction mixture was stirred at rt for 3h. The volatiles were removed under vacuum and the product was triturated in MTBE. The solid was recovered by filtration on a Büchner funnel, washed with MTBE and dried under vacuum affording 2.7 g (100%) of (2*S*)-2-{[(1*S*)-1-phenyl-2-(pyridin-1-ium-2-yl)ethyl]carbamoyl}pyrrolidin-1-ium.

[0087] ¹H NMR (300 MHz, D₂O): ppm 1.66 - 1.83 (m, 3 H), 2.20 - 2.26 (m, 1 H), 3.14 (t, J = 6.9 Hz, 2 H), 3.34 (dd, J = 14.1, 8.2 Hz, 1 H), 3.51 (dd, J = 14.4, 7.3 Hz, 1 H), 4.18 (dd, J = 8.5, 6.2 Hz, 1 H), 5.11 (t, J = 7.9 Hz, 1 H), 7.06 - 7.10 (m, 2 H), 7.15 - 7.21 (m, 3 H), 7.61 - 7.70 (m, 2 H), 8.23 (dt, J = 7.9, 1.5 Hz, 1 H), 8.37 (d, J = 5.8 Hz, 1 H).

Example 5

(*S*)-1-((*S*)-2-Amino-3-methylbutanoyl)-N-((*S*)-1-phenyl-2-(pyridin-2-yl)ethyl)pyrrolidine-2-carboxamide

[0088]

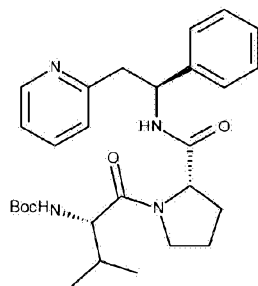


[0089] The title compound was prepared as the dihydrochloride of (*S*)-1-((*S*)-2-amino-3-methylbutanoyl)-N-((*S*)-1-phenyl-2-(pyridin-2-yl)ethyl)pyrrolidine-2-carboxamide

STEP A

tert-Butyl (S)-3-methyl-1-oxo-1-((S)-2-((S)-1-phenyl-2-(pyridin-2-yl)ethylcarbamoyl)pyrrolidin-1-yl)butan-2-ylcarbamate

[0090]



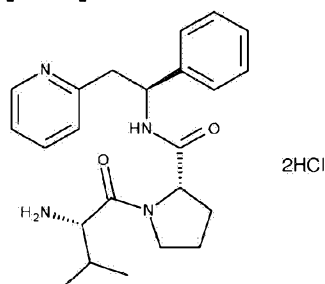
[0091] T3P (50% wt. in DMF, 0.83 mL, 1.42 mmol) was added dropwise to a solution of (S)-N-((S)-1-phenyl-2-(pyridin-2-yl)ethyl)pyrrolidine-2-carboxamide dihydrochloride salt (263 mg, 0.714 mmol), Boc-L-Valine (155 mg, 0.714 mmol) and DIPEA (0.62 mL, 3.57 mmol) in DCM (7 mL) at 0 °C. The reaction was gradually warmed to rt under stirring overnight. The organic layer was washed twice with 5% aq. NaHCO₃, once with brine, dried over Na₂SO₄, filtered and concentrated. The product was purified using a 50 g snap column, eluting with a gradient of MeOH and CH₂Cl₂ (5% MeOH / 95% CH₂Cl₂ → 10% MeOH / 90% CH₂Cl₂), yielding the title compound 258 mg (73%).

[0092] ¹H NMR (300 MHz, CDCl₃): ppm 0.91 (d, 3 H), 1.00 (d, 3 H), 1.43 (s, 9 H), 1.85 - 1.99 (m, 2 H), 2.00 - 2.16 (m, 1 H), 2.17 - 2.21 (m, 1 H), 3.12 - 3.27 (m, 2 H), 3.47 - 3.62 (m, 1 H), 3.63 - 3.78 (m, 1 H), 4.32 (dd, 1 H), 4.58 (d, 1 H), 5.23 - 5.35 (m, 2 H), 6.97 (d, 1 H), 7.10 (dd, 1 H), 7.14 - 7.30 (m, 5 H), 7.50 (td, 1 H), 7.84 (d, 1 H), 8.48 (dd, 1 H).

STEP B

(S)-1-((S)-2-Amino-3-methylbutanoyl)-N-((S)-1-phenyl-2-(pyridin-2-yl)ethyl)pyrrolidine-2-carboxamide dihydrochloride

[0093]



[0094] tert-Butyl (S)-3-methyl-1-oxo-1-((S)-2-((S)-1-phenyl-2-(pyridin-2-yl)ethylcarbamoyl)pyrrolidin-1-yl)butan-2-ylcarbamate (258 mg, 0.522 mmol) was dissolved in a

4 M HCl solution in 1,4-dioxane (5.2 mL, 30.8 mmol). The reaction mixture was stirred overnight. The volatiles were removed under vacuum and the product was triturated in EtOAc. The solid was recovered by filtration on a Büchner funnel, then triturated in Et₂O. After filtration on a Büchner funnel, the solid was dried under vacuum affording 200 mg (82%) of the title compound as dihydrochloride salt. The title compound as the dihydrochloride salt was then converted to the free base by techniques known to one of ordinary skill in the art. Alternatively, the title compound may be prepared as a fumarate salt by methods known to one of ordinary skill in the art.

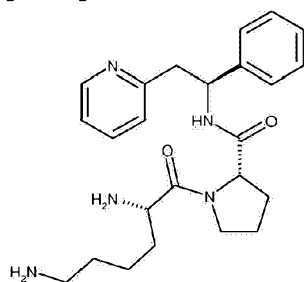
[0095] ¹H NMR (300 MHz, CD₃OD): ppm 0.97 (d, 3 H), 1.04 (d, 3 H), 1.68 - 1.79 (m, 1 H), 1.86 - 2.05 (m, 2 H), 2.13 - 2.27 (m, 2 H), 3.50 - 3.61 (m, 3 H), 3.68 - 3.75 (m, 1 H), 4.02 (d, 1 H), 4.45 (dd, 1 H), 5.40 (dd, 1 H), 7.31 - 7.43 (m, 5 H), 7.90 (t, 1 H), 8.02 (d, 1 H), 8.51 (td, 1 H), 8.75 (d, 1 H).

[M+H]⁺ = 395.27

Example 6

(S)-1-((S)-2,6-Diaminohexanoyl)-N-((S)-1-phenyl-2-(pyridin-2-yl)ethyl)pyrrolidine-2-carboxamide

[0096]

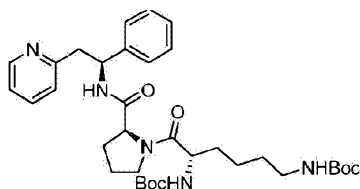


[0097] The title compound was prepared as the trichloride, 2-[(2S)-2-{[(2S)-1-[(2S)-2,5-diazaniumylhexanoyl]pyrrolidin-2-yl]formamido}-2-phenylethyl]pyridin-1-ium trichloride

STEP A

tert-Butyl (S)-6-oxo-6-((S)-2-((S)-1-phenyl-2-(pyridin-2-yl)ethylcarbamoyl)pyrrolidin-1-yl)hexane-1,5-diylidicarbamate

[0098]



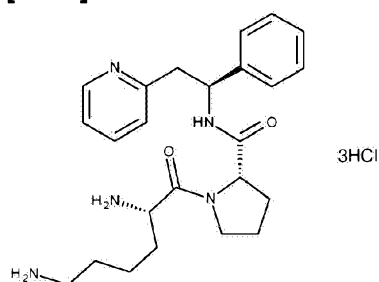
[0099] N-alpha, N-epsilon-bis(tert-Butoxycarbonyl)-L-lysine dicyclohexylammonium salt (287 mg, 0.54 mmol) was dissolved in anhydrous DMF (4 mL). HATU (217 mg, 0.57 mmol) and DIPEA (0.21 mL, 1.19 mmol) were added and the mixture was stirred at rt for 30 minutes. Then, (2S)-2-[[[(1S)-1-phenyl-2-(pyridin-1-ium-2-yl)ethyl]carbamoyl]pyrrolidin-1-ium dichloride (200 mg, 0.54 mmol) was added to the solution and the mixture was stirred for 18h at rt. Water was added and the mixture was extracted 3 x with EtOAc. The organic phase was washed with brine, dried over Na₂SO₄, filtered and concentrated under reduced pressure. The product was purified on a SiO₂ column, eluting with a gradient (0% MeOH / 50% EtOAc / 50% heptane → 0% MeOH / 100% EtOAc / 0% heptane → 10% MeOH / 90% EtOAc / 0% heptane) then on a C-18 column, eluting with a gradient of MeOH and water (0 to 100% MeOH), yielding 80 mg (24%) of the title compound.

[0100] ¹H NMR (300 MHz, CDCl₃): ppm 1.34 - 1.39 (m, 2 H), 1.41 (s, 9 H), 1.43 (s, 9 H), 1.52 - 1.64 (m, 3 H), 1.68 - 2.02 (m, 4 H), 2.08 - 2.22 (m, 2 H), 3.02 - 3.16 (m, 3 H), 3.20 - 3.28 (m, 1 H), 3.48 - 3.57 (m, 1 H), 3.60 - 3.70 (m, 1 H), 4.40 - 4.51 (m, 1 H), 4.54 - 4.57 (m, 1 H), 4.97 - 5.08 (m, 1 H), 5.29 - 5.39 (m, 2 H), 7.00 (d, 1 H), 7.10 - 7.32 (m, 6 H), 7.52 (td, 1 H), 7.86 (d, 1 H), 8.49 (d, 1 H).

STEP B

Synthesis of 2-[(2S)-2-[[[(2S)-1-[(2S)-2,5-diazaniumylhexanoyl]pyrrolidin-2-yl]formamidol-2-phenylethyl]pyridin-1-ium trichloride

[0101]



[0102] tert-Butyl (S)-6-oxo-6-((S)-2-((S)-1-phenyl-2-(pyridin-2-yl)ethylcarbamoyl)pyrrolidin-1-yl)hexane-1,5-diylidicarbamate (80 mg, 0.13 mmol) was dissolved in a 4 M HCl solution in 1,4-

dioxane (1.6 mL, 6.4 mmol). The reaction was stirred at rt for 18 hours. The volatiles were removed under vacuum and the product was triturated in MTBE. The solid was recovered by filtration on a Büchner funnel, washed with MTBE and dried under vacuum. The solid was dissolved in water and freeze dried to afford 60 mg (88%) of the title compound.

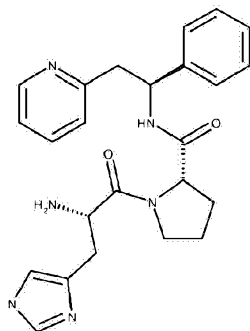
[0103] ^1H NMR (300 MHz, D_2O): ppm 1.23 - 1.35 (m, 2 H), 1.46 - 1.59 (m, 3 H), 1.65 - 1.80 (m, 4 H), 2.04 - 2.13 (m, 1 H), 2.80 (t, 2 H), 3.31 - 3.43 (m, 2 H), 3.47 - 3.57 (m, 2 H), 4.16 (t, 1 H), 4.28 (t, 1 H), 5.11 (t, 1 H), 7.10 - 7.13 (m, 2 H), 7.16 - 7.26 (m, 3 H), 7.68 - 7.73 (m, 2 H), 8.31 (td, 1 H), 8.42 (dd, 1 H);

$[\text{M}+\text{H}]^+ = 424.2$.

Example 7

(S)-1-((S)-2-Amino-3-(1H-imidazol-4-yl)propanoyl)-N-((S)-1-phenyl-2-(pyridin-2-yl)ethyl)pyrrolidine-2-carboxamide

[0104]

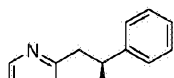


[0105] The title compound was prepared as the trichloride 2-[(2S)-2-([(2S)-1-[(2S)-2-azaniumyl-3-(1H-imidazol-1-ium-4-yl)propanoyl]pyrrolidin-2-yl]formamido)-2-phenylethyl]pyridin-1-ium trichloride

STEP A

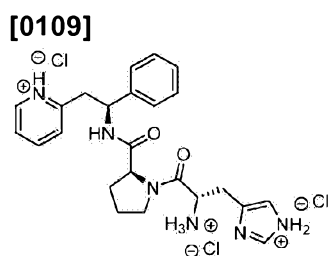
tert-Butyl (S)-3-(1H-imidazol-4-yl)-1-oxo-1-((S)-2-((S)-1-phenyl-2-(pyridin-2-yl)ethylcarbamoyl)pyrrolidin-1-yl)propan-2-ylcarbamate

[0106]



[0108] ¹H NMR (300 MHz, CDCl₃): ppm 1.44 (s, 9 H), 1.77 - 2.00 (m, 3 H), 2.05 - 2.19 (m, 1 H), 3.03 - 3.14 (m, 2 H), 3.23 (dd, 1 H), 3.40 (dd, 1 H), 3.52 - 3.58 (m, 1 H), 4.50 - 4.62 (m, 2 H), 5.43 - 5.50 (m, 2 H), 6.91 - 6.97 (m, 2 H), 7.13 - 7.27 (m, 5 H), 7.53 (t, 1 H), 7.65 (s, 1 H), 8.53 (d, 1 H), 8.67 (d, 1 H).

2-((S)-2-((S)-1-((S)-2-Ammonio-3-(1H-imidazol-1-ium-4-yl)propanoyl)pyrrolidine-2-carboxamido)-2-phenylethyl)pyridinium trichloride



[0110] tert-Butyl (S)-3-(1H-imidazol-4-yl)-1-oxo-1-((S)-2-((S)-1-phenyl-2-(pyridin-2-yl)ethylcarbamoyl)pyrrolidin-1-yl)propan-2-ylcarbamate (100 mg, 0.19 mmol) was dissolved in a 4 M HCl solution in 1,4-dioxane (2.3 mL, 9.39 mmol). The reaction mixture was stirred at rt for 18h. The volatiles were removed under vacuum and the product was triturated in MTBE. The solid was recovered by filtration on a Büchner funnel, washed with MTBE and dried under vacuum. The solid was dissolved in water and freeze dried to afford 85 mg (69%) of the title compound.

[0111] ^1H NMR (300 MHz, D_2O): ppm 1.50 - 1.58 (m, 1 H), 1.69 - 1.76 (m, 2 H), 2.07 - 2.14 (m, 1 H), 3.12 - 3.21 (m, 3 H), 3.38 (dd, 7.3 Hz, 1 H), 3.48 - 3.56 (m, 2 H), 4.32 (t, 1 H), 4.43 (t, 1 H), 5.14 (t, 1 H), 7.08 - 7.12 (m, 2 H), 7.15 - 7.23 (m, 3 H), 7.26 (s, 1 H), 7.65 - 7.70 (m, 2 H), 8.26 (td, 1 H), 8.39 (d, 1 H), 8.49 (d, 1 H);

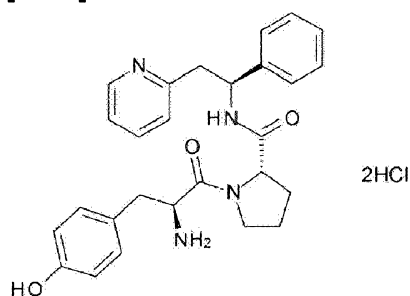
$[\text{M}+\text{H}]^+ = 433.2$;

$[\text{M}+\text{Na}]^+ = 455.1$.

Example 8

2-((S)-2-((S)-1-((S)-2-Amino-3-(4-hydroxyphenyl)propanoyl)pyrrolidine-2-carboxamido)-2-phenylethyl)pyridine dihydrochloride

[0112]

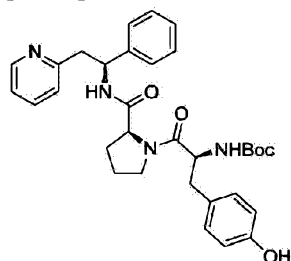


[0113] The title compound can also be named as: 2-[(2S)-2-[[[(2S)-1-[(2S)-2-azaniumyl-3-(4-hydroxyphenyl)propanoyl]pyrrolidin-2-yl]formamido]-2-phenylethyl]pyridin-1-ium dichloride

STEP A

tert-Butyl (S)-3-(4-hydroxyphenyl)-1-oxo-1-((S)-2-((S)-1-phenyl-2-(pyridin-2-yl)ethylcarbamoyl)pyrrolidin-1-yl)propan-2-ylcarbamate

[0114]



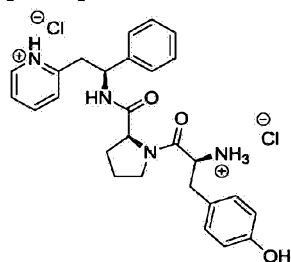
[0115] Boc-Tyr-OH (229 mg, 0.81 mmol) was dissolved in anhydrous DMF (5 mL). HATU (325 mg, 0.86 mmol) and DIPEA (0.47 mL, 2.69 mmol) were added and the mixture was stirred at rt for 30 minutes. Then, 2-((S)-2-phenyl-2-((S)-pyrrolidin-2-iumcarboxamido)ethyl)pyridinium chloride (300 mg, 0.81 mmol) was added to the solution and the mixture was stirred for 66h at rt. Water was added and the mixture was extracted 3x with EtOAc. The organic phase was washed with brine, dried over Na₂SO₄, filtered and concentrated under reduced pressure. The product was purified on SiO₂ column, eluting with a (0% MeOH / 50% EtOAc / 50% heptane → 0% MeOH / 100% EtOAc / 0% heptane → 15% MeOH / 85% EtOAc / 0% heptane) then on a C-18 column, eluting with a gradient of MeOH and water (0 to 100% MeOH), yielding 180 mg (40%) of the title compound.

¹H NMR (300 MHz, CDCl₃): ppm 1.44 (s, 9 H), 1.73 - 2.02 (m, 3 H), 2.16 - 2.22 (m, 1 H), 2.92 - 3.09 (m, 4 H), 3.35 - 3.42 (m, 1 H), 3.48 - 3.51 (m, 1 H), 3.53 - 3.68 (m, 1 H), 4.48 - 4.51 (m, 1 H), 4.65 - 4.73 (m, 1 H), 5.06 - 5.14 (m, 1 H), 5.43 (d, 1 H), 6.61 (d, 1 H), 6.86 (d, 2 H), 6.94 - 6.99 (m, 2 H), 7.08 - 7.26 (m, 6 H), 7.42 (dd, 1 H), 8.49 (d, 1 H), 8.63 (s, 1 H).

STEP B:

2-((S)-2-((S)-1-((S)-2-Ammonio-3-(4-hydroxyphenyl)propanoyl)pyrrolidine-2-carboxamido)-2-phenylethyl)pyridinium dichloride

[0116]



[0117] tert-Butyl (S)-3-(4-hydroxyphenyl)-1-oxo-1-((S)-2-((S)-1-phenyl-2-(pyridin-2-yl)ethylcarbamoyl)pyrrolidin-1-yl)propan-2-ylcarbamate (180 mg, 0.32 mmol) was dissolved in a 4 M HCl solution in 1,4-dioxane (3.2 mL, 12.89 mmol). The reaction was stirred at rt for 18 hours. The volatiles were removed under vacuum and the product was triturated in MTBE. The solid was recovered by filtration on a Büchner funnel, washed with MTBE and dried under vacuum. The solid was dissolved in water and freeze dried to afford 150 mg (88%) of the title compound.

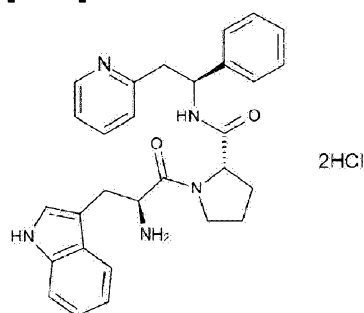
¹H NMR (300 MHz, D₂O): ppm 1.48 - 1.57 (m, 1 H), 1.68 - 1.73 (m, 2 H), 1.98 - 2.05 (m, 1 H), 2.68 - 2.76 (m, 1 H), 2.93 - 3.00 (m, 1 H), 3.10 - 3.19 (m, 1 H), 3.40 - 3.63 (m, 3 H), 4.20 - 4.28 (m, 2 H), 5.14 (t, 1 H), 6.65 (d, 2 H), 6.96 (d, 2 H), 7.13 - 7.22 (m, 5 H), 7.63 - 7.66 (m, 2 H), 8.19 - 8.22 (m, 1 H), 8.40 (d, 1 H);

$[M+H]^+ = 459.2$.

Example 9

2-((S)-2-((S)-1-((S)-2-Amino-3-(1H-indol-3-yl)propanoyl)pyrrolidine-2-carboxamido)-2-phenylethyl)pyridine dihydrochloride

[0118]

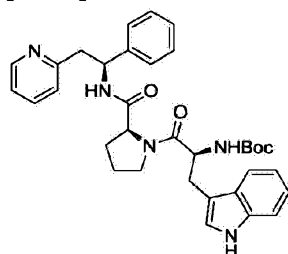


[0119] The title compound can also be named: 2-[(2S)-2-[(2S)-1-[(2S)-2-azaniumyl-3-(1H-indol-3-yl)propanoyl]pyrrolidin-2-yl]formamido } -2-phenylethyl]pyridin-1-ium dichloride

STEP A

tert-Butyl (S)-3-(1H-indol-3-yl)-1-oxo-1-((S)-2-((S)-1-phenyl-2-(pyridin-2-yl)ethylcarbamoyl)pyrrolidin-1-yl)propan-2-ylcarbamate

[0120]



[0121] Boc-Trp-OH (207 mg, 0.68 mmol) was dissolved in anhydrous DMF (4 mL). HATU (271 mg, 0.71 mmol) and DIPEA (0.39 mL, 2.24 mmol) were added and the mixture was stirred at rt for 30 minutes. Then, (2S)-2-[(1S)-1-phenyl-2-(pyridin-1-ium-2-yl)ethyl]carbamoyl]pyrrolidin-1-ium dichloride (250 mg, 0.68 mmol) was added and the mixture was stirred for 18 hours at rt.

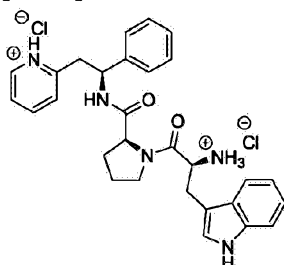
Water was added and the mixture was extracted 3x with EtOAc. The organic phase was washed with brine, dried over Na₂SO₄, filtered and concentrated under reduced pressure. The product was purified on a SiO₂ column, eluting with a gradient of (0% MeOH / 50% EtOAc / 50% heptane → 0% MeOH / 100% EtOAc / 0% heptane → 15% MeOH / 85% EtOAc / 0% heptane), yielding 410 mg (Quantitative) of the title compound.

[0122] ¹H NMR (300 MHz, CDCl₃): ppm 1.44 (s, 9 H), 1.77 - 1.89 (m, 3 H), 2.14 - 2.24 (m, 1 H), 3.03 - 3.24 (m, 4 H), 3.28 - 3.36 (m, 2 H), 3.54 - 3.65 (m, 1 H), 4.52 - 4.58 (m, 1 H), 4.79 - 4.88 (m, 1 H), 5.12 - 5.27 (m, 1 H), 5.34 - 5.41 (m, 1 H), 6.63 (d, 1 H), 6.94 - 7.31 (m, 8 H), 7.38 - 7.53 (m, 3 H), 7.62 - 7.67 (m, 1 H), 8.59 (d, 1 H), 9.87 (s, 1 H).

STEP B

2-((S)-2-((S)-1-((S)-2-Ammonio-3-(1H-indol-3-yl)propanoyl)pyrrolidine-2-carboxamido)-2-phenylethyl)pyridinium dichloride

[0123]



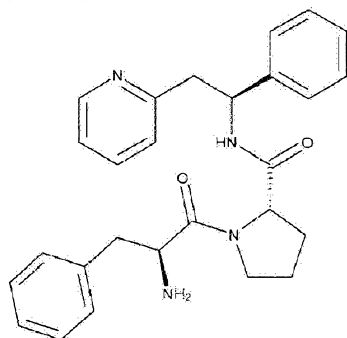
[0124] tert-Butyl (S)-3-(1H-indol-3-yl)-1-oxo-1-((S)-2-((S)-1-phenyl-2-(pyridin-2-yl)ethylcarbamoyl)pyrrolidin-1-yl)propan-2-ylcarbamate (395 mg, 0.68 mmol) was dissolved in a 1 M HCl solution in Et₂O (27.0 mL, 27.20 mmol). The reaction mixture was stirred at rt for 4h. The product was triturated in Et₂O and the solid was recovered by filtration on a Büchner funnel, washed with Et₂O and dried under vacuum. The solid was dissolved in water and freeze dried to afford 175 mg (44%) of the title compound.

¹H NMR (300 MHz, D₂O): ppm 1.41 - 1.53 (m, 1 H), 1.63 - 1.72 (m, 2 H), 1.93 - 2.04 (m, 1 H), 2.85 (dd, 1 H), 2.94 - 3.55 (m, 5 H), 4.19 - 4.31 (m, 2 H), 5.08 (t, 1 H), 6.90 - 7.31 (m, 9 H), 7.38 (d, 1 H), 7.55 - 7.58 (m, 2 H), 8.15 (t, 1 H), 8.31 (d, 1 H);

[M+H]⁺ = 482.2,

[M+Na]⁺ = 504.1.

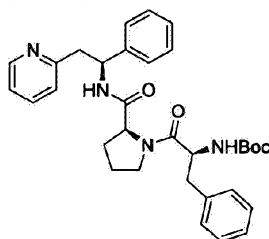
Example 10

(S)-1-((S)-2-Amino-3-phenylpropanoyl)-N-((S)-1-phenyl-2-(pyridin-2-yl)ethyl)pyrrolidine-2-carboxamide**[0125]**

[0126] The title compound was prepared as 2-[(2S)-2-{[(2S)-1-[(2S)-2-azaniumyl-3-phenylpropanoyl]pyrrolidin-2-yl]formamido}-2-phenylethyl]pyridin-1-ium dichloride

STEP A

tert-Butyl **(S)-1-oxo-3-phenyl-1-((S)-2-((S)-1-phenyl-2-(pyridin-2-yl)ethylcarbamoyl)pyrrolidin-1-yl)propan-2-ylcarbamate**

[0127]

[0128] Boc-Phe-OH (180 mg, 0.68 mmol) was dissolved in anhydrous DMF (4 mL). HATU (271 mg, 0.71 mmol) and DIPEA (0.39 mL, 2.24 mmol) were added and the mixture was stirred at rt for 30 minutes. Then, (2S)-2-{[(1S)-1-phenyl-2-(pyridin-1-ium-2-yl)ethyl]carbamoyl}pyrrolidin-1-ium dichloride (250 mg, 0.68 mmol) was added to the solution and the mixture was stirred for 18h at rt. Water was added and the mixture was extracted 3 x with EtOAc. The organic phase was washed with brine, dried over Na₂SO₄, filtered and concentrated under reduced pressure. The product was purified on a SiO₂ column, eluting with a gradient (0% MeOH / 50% EtOAc / 50% heptane → 0% MeOH / 100% EtOAc / 0% heptane → 15% MeOH / 85% EtOAc / 0% heptane), then on a C-18 column, eluting with a gradient of MeOH and water (0 to 100%

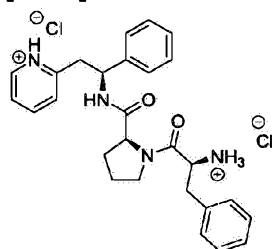
MeOH), yielding 170 mg (46%) of the title compound.

[0129] ^1H NMR (300 MHz, CDCl_3): ppm 1.44 (s, 9 H), 1.73 - 1.91 (m, 3 H), 2.10 - 2.19 (m, 1 H), 3.10 - 3.40 (m, 3 H), 3.45 - 3.61 (m, 2 H), 4.27 - 4.35 (m, 1 H), 4.50 - 4.56 (m, 1 H), 4.60 - 4.69 (m, 1 H), 5.17 - 5.41 (m, 3 H), 6.93 - 7.03 (m, 2 H), 7.06 - 7.32 (m, 9 H), 7.47 - 7.56 (m, 1 H), 7.82 (d, 1 H), 8.48 (d, 1 H).

STEP B

2-((S)-2-((S)-1-((S)-2-Ammonio-3-phenylpropanoyl)pyrrolidine-2-carboxamido)-2-phenylethyl)pyridinium dichloride

[0130]



[0131] tert-Butyl (S)-1-oxo-3-phenyl-1-((S)-2-((S)-1-phenyl-2-(pyridin-2-yl)ethylcarbamoyl)pyrrolidin-1-yl)propan-2-ylcarbamate (170 mg, 0.31 mmol) was dissolved in a 1 M HCl solution in Et_2O (12.5 mL, 12.53 mmol). The reaction mixture was stirred at rt for 18 hours. The product was triturated in Et_2O . The solid was recovered by filtration on a Büchner funnel, washed with Et_2O and dried under vacuum. The solid was dissolved in water and freeze dried to afford 150 mg (93%) of the title compound. ^1H NMR (300 MHz, D_2O): ppm 1.39 - 1.48 (m, 1 H), 1.58 - 1.65 (m, 2 H), 1.92 - 1.99 (m, 1 H), 2.66 - 2.74 (m, 1 H), 2.95 - 3.10 (m, 2 H), 3.29 - 3.45 (m, 3 H), 4.15 - 4.27 (m, 2 H), 5.09 (t, 1 H), 6.97 - 7.17 (m, 10 H), 7.59 - 7.64 (m, 2 H), 8.18 (t, 1 H), 8.35 (d, 1 H);

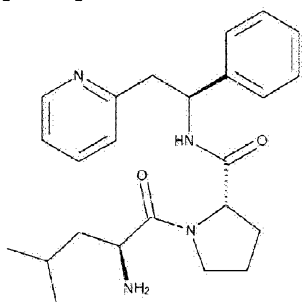
$[\text{M}+\text{H}]^+ = 443.3$,

$[\text{M}+\text{Na}]^+ = 465.2$.

Example 11

(S)-1-((S)-2-Amino-4-methylpentanoyl)-N-((S)-1-phenyl-2-(pyridin-2-yl)ethyl)pyrrolidine-2-carboxamide

[0132]

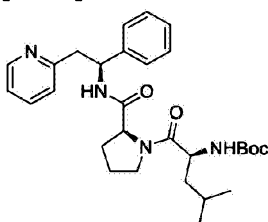


[0133] The title compound was prepared as the dichloride 2-[(2*S*)-2-[(2*S*)-1-[(2*S*)-2-azaniumyl-4-methylpentanoyl]pyrrolidin-2-yl]formamido]-2-phenylethyl]pyridin-1-ium dichloride

STEP A

tert-Butyl **(*S*)-4-methyl-1-oxo-1-[(*S*)-2-[(*S*)-1-phenyl-2-(pyridin-2-yl)ethyl]carbamoyl]pyrrolidin-1-yl]pentan-2-ylcarbamate**

[0134]



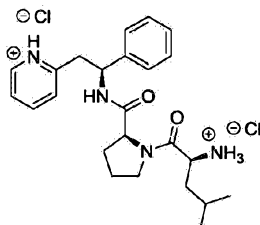
[0135] N-(tert-Butoxycarbonyl)-L-leucine (157 mg, 0.68 mmol) was dissolved in anhydrous DMF (4 mL). HATU (271 mg, 0.71 mmol) and DIPEA (0.39 mL, 2.24 mmol) were added and the mixture was stirred at rt for 30 minutes. Then, (2*S*)-2-[(1*S*)-1-phenyl-2-(pyridin-1-ium-2-yl)ethyl]carbamoyl]pyrrolidin-1-ium dichloride (250 mg, 0.68 mmol) was added to the solution and the mixture was stirred for 18 hours at rt. Water was added and the mixture was extracted 3x with EtOAc. The organic phase was washed with brine, dried over Na₂SO₄, filtered and concentrated under reduced pressure. The product was purified on a SiO₂ column, eluting with a gradient (0% MeOH / 50% EtOAc / 50% heptane → 0% MeOH / 100% EtOAc / 0% heptane → 15% MeOH / 85% EtOAc / 0% heptane) then on a C-18 column, eluting with a gradient of MeOH and water (0 to 100% MeOH), yielding 200 mg (58%) of the title compound.

¹H NMR (300 MHz, CDCl₃): ppm 0.91 (d, 3 H), 0.98 (d, 3 H), 1.34 - 1.52 (m, 1 H), 1.41 (s, 9 H), 1.70 - 1.84 (m, 2 H), 1.85 - 1.96 (m, 3 H), 2.11 - 2.18 (m, 1 H), 3.07 - 3.27 (m, 2 H), 3.47 - 3.56 (m, 1 H), 3.61 - 3.71 (m, 1 H), 4.43 - 4.56 (m, 2 H), 5.14 - 5.18 (m, 1 H), 5.26 - 5.34 (m, 1 H), 6.98 (d, *J* = 7.7 Hz, 1 H), 7.08 - 7.25 (m, 5 H), 7.52 (t, 1 H), 7.83 (d, 1 H), 8.48 (d, 1 H).

STEP B

2-((S)-2-((S)-1-((S)-2-Ammonio-4-methylpentanoyl)pyrrolidine-2-carboxamido)-2-phenylethyl)pyridinium dichloride

[0136]



[0137] tert-Butyl (S)-4-methyl-1-oxo-1-((S)-2-((S)-1-phenyl-2-(pyridin-2-yl)ethylcarbamoyl)pyrrolidin-1-yl)pentan-2-ylcarbamate (200 mg, 0.39 mmol) was dissolved in a 1 M HCl solution in Et₂O (15.7 mL, 15.7 mmol). The reaction was stirred at rt for 18h. The product was triturated in Et₂O. The solid was recovered by filtration on a Büchner funnel, washed with Et₂O and dried under vacuum. The solid was dissolved in water and freeze dried to afford 130 mg (69%) of the title compound.

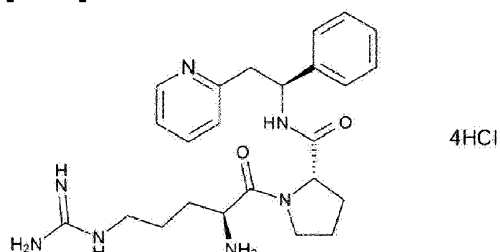
¹H NMR (300 MHz, D₂O): ppm 0.72 (d, 6 H), 1.31 - 1.49 (m, 4 H), 1.65 - 1.74 (m, 2 H), 1.93 - 2.02 (m, 1 H), 3.23 - 3.49 (m, 4 H), 3.99 - 4.04 (m, 1 H), 4.16 - 4.21 (m, 1 H), 5.07 (t, 1 H), 7.08 - 7.20 (m, 5 H), 7.63 - 7.67 (m, 2 H), 8.22 (td, 1 H), 8.37 (dd, 1 H);

[M+H]⁺ = 409.2,

[M+Na]⁺ = 431.2.

Example 12**2-[(2S)-2-{[(2S)-1-[(2S)-2-Azaniumyl-5-{[azaniumyl(iminiumyl)methyl]amino}pentanoyl]-pyrrolidin-2-yl]formamido}-2-phenylethyl]pyridin-1-ium tetrachloride**

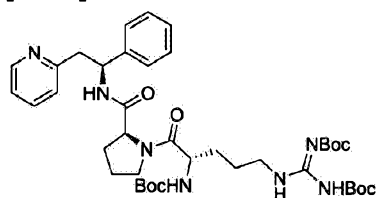
[0138]



STEP A

tert-Butyl N-[(1Z)-{[(4S)-4-{[(tert-butoxy)carbonyl]amino}-5-oxo-5-[(2S)-2-{[(1S)-1-phenyl-2-(pyridin-2-yl)ethyl]carbamoyl}pyrrolidin-1-yl]pentyl]amino}{[(tert-butoxy)carbonyl]imino})methyl]carbamate

[0139]



[0140] Boc-Arg(Boc)₂-OH (644 mg, 1.36 mmol) was dissolved in anhydrous DMF (7 mL). HATU (542 mg, 1.43 mmol) and DIPEA (0.78 mL, 4.48 mmol) were added and the mixture was stirred at rt for 30 minutes. Then, (2S)-2-{[(1S)-1-phenyl-2-(pyridin-1-ium-2-yl)ethyl]carbamoyl}pyrrolidin-1-ium dichloride (500 mg, 1.36 mmol) was added to the solution and the mixture was stirred for 18h at rt. Water was added and the mixture was extracted 3x with EtOAc. The organic phase was washed with brine, dried over Na₂SO₄, filtered and concentrated under reduced pressure. The product was purified on a SiO₂ column, eluting with a gradient (0% MeOH / 50% EtOAc / 50% heptane → 0% MeOH / 100% EtOAc / 0% heptane → 10% MeOH / 90% EtOAc / 0% heptane) then on a C-18 column, eluting with a gradient of MeOH and water (0 to 100% MeOH), yielding 200 mg (20%) of the title compound.

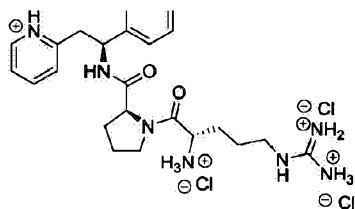
¹H NMR (300 MHz, CDCl₃): ppm 1.43 (s, 9 H), 1.46 (s, 9 H), 1.51 (s, 9 H), 1.57 - 1.76 (m, 4 H), 1.86 - 1.99 (m, 3 H), 2.12 - 2.25 (m, 1 H), 3.11 (dd, 1 H), 3.23 - 3.30 (m, 1 H), 3.58 - 3.95 (m, 4 H), 4.42 (t, 1 H), 4.56 (d, 1 H), 5.31 - 5.38 (m, 2 H), 6.98 (d, 1 H), 7.17 - 7.33 (m, 5 H), 7.54 (t, 1 H), 7.93 (d, 1 H), 8.56 (d, 1 H).

STEP B

2-[(2S)-2-{[(2S)-1-[(2S)-2-Azamumyl-5-{[azaniumyl(iminiumyl)methyl]amino}pentanoyl]pyrrolidin-2-yl]formamido}-2-phenylethyl]pyridin-1-ium tetrachloride

[0141]





[0142] tert-Butyl N-[(1Z)-{[(46)-4-{[(tert-butoxy)carbonyl]amino}-5-oxo-5-[(2S)-2-[(1S)-1-phenyl-2-(pyridin-2-yl)ethyl]carbamoyl]pyrrolidin-1-yl]pentyl]amino}{[(tert-butoxy)carbonyl]imino})methyl]carbamate (200 mg, 0.27 mmol) was dissolved in a 1 M HCl solution in Et₂O (5.3 mL, 10.64 mmol). The reaction was stirred at rt for 18 hours. The product was triturated in Et₂O. The solid was recovered by filtration on a Büchner funnel, washed with Et₂O and dried under vacuum. The solid was dissolved in water and freeze dried to afford 140 mg (88%) of the title compound.

¹H NMR (300 MHz, D₂O): ppm 1.31 - 1.57 (m, 3 H), 1.66 - 1.78 (m, 4 H), 2.00 - 2.10 (m, 1 H), 2.99 (t, 2 H), 3.28 - 3.40 (m, 4 H), 4.16 (t, 1 H), 4.26 (t, 1 H), 5.09 (t, 1 H), 7.10 - 7.13 (m, 2 H), 7.16 - 7.21 (m, 3 H), 7.67 - 7.71 (m, 2 H), 8.27 (t, 1 H), 8.40 (d, 1 H);

[M+H]⁺ = 452.2.

BIOLOGICAL ACTIVITY

[0143] Prodrugs described herein are contemplated to be administered orally by those suffering with depression or pain.

Example 13

[0144] This example illustrates that different prodrugs of (S)-1-phenyl-2-(pyridin-2-yl)ethanamine, wherein R1 is C₁₋₆ alkylC(O)O(C₁₋₆ alkoxy), may be used to achieve differing rates of conversion (i.e., slow or rapid) to (S)-1-phenyl-2-(pyridin-2-yl)ethanamine to ascertain a suitable PK profile. Hence, varying R1 to produce different prodrugs results in different pharmacokinetic profiles of (S)-1-phenyl-2-(pyridin-2-yl)ethanamine. Further, this Example illustrates that there is no expected loss in oral exposure when a prodrug is converted to free base. Conversion of a prodrug wherein R1 is C₁₋₆ alkylC(O)O(C₁₋₆ alkoxy) to (S)-1-phenyl-2-(pyridin-2-yl)ethanamine is expected to occur via an initial enzymatic hydrolysis of a functional group, such as an ester, followed by a spontaneous conversion to (S)-1-phenyl-2-(pyridin-2-yl)ethanamine. Enzymes involved are expected to be several non-specific, high capacity esterases, which can be shown by inhibiting the conversion with a non-selective esterase inhibitor but not inhibiting the conversion using selective inhibitors. Such esterases are expected to be distributed throughout the human body. Human Intestinal Fluid (HIF), human liver S9 fraction and human whole blood have been used to examine the pharmacokinetic

properties of the prodrugs of (S)-1-phenyl-2-(pyridin-2-yl)ethanamine as well as the formation rate and formation extent of the (S)-1-phenyl-2-(pyridin-2-yl)ethanamine in different bodily compartments. The formation rate of (S)-1-phenyl-2-(pyridin-2-yl)ethanamine from different prodrugs of (S)-1-phenyl-2-(pyridin-2-yl)ethanamine differs markedly in all tested assays, as shown in Table 1.

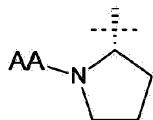
Table 1

Example Compound	HIF Assay		Hum Liver Assay		Hum Blood Assay	
	Formation Rate HIF (k^{-1})	Formation extent HIF (%)	Prodrug Clint Hum Liver S9 (ml/min/mg)	Formation extent Hum Liver S9 (%)	Formation Rate Hum Blood (k^{-1})	Formation extent Hum Blood (%)
Example 1*	8.4	100	2300	100	45	100
Example 2* Diastereomer 1	11	99	1700	96	0.4	76
Example 2* Diastereomer 2	0.5	100	1900	92	0.2	71
Example 3* Diastereomer 1	0.3	100	240	96	Not Measured	Not Measured
Example 3* Diastereomer 2	8.9	100	1600	94	1.2	100
Example 4* Diastereomer 1	2.4	72	1200	57	Not measured	Not Measured
Example 4* Diastereomer 2	7.5	93	1900	52	2.6	100
* Reference Example						

[0145] The *in vitro* results shown in Table 1 show that different pharmacokinetic plasma profiles of (S)-1-phenyl-2-(pyridin-2-yl)ethanamine can be achieved by using different prodrugs of (S)-1-phenyl-2-(pyridin-2-yl)ethanamine. Hence, selection of a particular prodrug will allow different pharmacokinetic profiles of (S)-1-phenyl-2-(pyridin-2-yl)ethanamine to be achieved, that is, different prodrugs may be used to achieve a slow or rapid conversion to (S)-1-phenyl-2-(pyridin-2-yl)ethanamine. Human Intestinal Fluids (HIF), Human Liver and Human Blood assays used to generate the results shown in Table 1 have been described in Malmborg J & Ploeger BA, *J Pharmacol Toxicol Methods* (2013) May-Jun 67(3) 203-13, which is incorporated by reference herein.

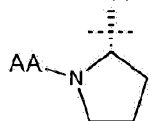
Example 14

[0146] This example illustrates that different prodrugs of (S)-1-phenyl-2-(pyridin-2-yl)ethanamine, wherein R1 is



may be used to achieve differing rates of conversion (i.e., slow or rapid) to (S)-1-phenyl-2-(pyridin-2-yl)ethanamine to ascertain a suitable PK profile. Hence, varying R1 to produce different prodrugs results in different pharmacokinetic profiles of (S)-1-phenyl-2-(pyridin-2-yl)ethanamine. Further, this Example illustrates that there is no expected loss in oral exposure when a prodrug is converted to free base.

[0147] Conversion of a prodrug to (S)-1-phenyl-2-(pyridin-2-yl)ethanamine of a compound of formula (I) wherein R1 is:



is expected to occur via enzymatic hydrolysis at the proline C-terminus, releasing a dipeptide and (S)-1-phenyl-2-(pyridin-2-yl)ethanamine. The enzyme involved is expected to be dipeptidyl peptidase IV (DPPIV), which can be shown by inhibiting the conversion with a selective inhibitor of this enzyme. DPPIV is expected to be distributed throughout the human body. Human Intestinal Fluid (HIF), human liver S9 fraction and human whole blood have been used to examine the pharmacokinetic properties of prodrugs of (S)-1-phenyl-2-(pyridin-2-yl)ethanamine as well as the formation rate and formation extent of the (S)-1-phenyl-2-(pyridin-2-yl)ethanamine in different bodily compartments. Caco-2 cells have been used to evaluate the permeability and absorption potential of the prodrugs of (S)-1-phenyl-2-(pyridin-2-yl)ethanamine. The formation rate of (S)-1-phenyl-2-(pyridin-2-yl)ethanamine from different prodrugs of (S)-1-phenyl-2-(pyridin-2-yl)ethanamine differed in the tested assays, especially in human blood, as shown in Table 2. The differing permeability displayed by different prodrugs of (S)-1-phenyl-2-(pyridin-2-yl)ethanamine suggests that the systemic exposure of prodrug of (S)-1-phenyl-2-(pyridin-2-yl)ethanamine will vary depending on prodrug chosen.

Table 2

	HIF Assay		Hum Liver Assay		Hum Blood Assay		Caco-2
Example	Formation Rate HIF (k ⁻¹)	Formation extent HIF (%)	Prodrug Clint Hum Liver S9 (ml/min/mg)	Formation extent Hum Liver S9 (%)	Formation Rate Hum Blood (k ⁻¹)	Formation extent Hum Blood (%)	Caco-2 Papp (10 ⁻⁶ cm/s)
5	4.1	88	120	87	6.5	93	1.4
6	2.7	72	73	88	4.5	90	0.07

	HIF Assay		Hum Liver Assay		Hum Blood Assay		Caco-2
Example	Formation Rate HIF (k^{-1})	Formation extent HIF (%)	Prodrug Clint Hum Liver S9 (ml/min/mg)	Formation extent Hum Liver S9 (%)	Formation Rate Hum Blood (k^{-1})	Formation extent Hum Blood (%)	Caco-2 Papp (10^{-6} cm/s)
7	2.3	86	33	83	1.1	59	1.6
8	2.6	97	51	94	1.1	86	3.2
12	3.8	87	69	100	8.9	93	8.6

[0148] The *in vitro* assays show that different pharmacokinetic plasma profiles of (S)-1-phenyl-2-(pyridin-2-yl)ethanamine can be achieved by using different prodrugs. Hence, different pharmacokinetic profiles of (S)-1-phenyl-2-(pyridin-2-yl)ethanamine can be achieved by use of different prodrugs.

Example 15

[0149] This example illustrates that oral doses of prodrug of (S)-1-phenyl-2-(pyridin-2-yl)ethanamine have a similar pharmacokinetic profile to an IV 1-hour infusion of (S)-1-phenyl-2-(pyridin-2-yl)ethanamine.

[0150] Based on *in vitro* data, (S)-1-phenyl-2-(pyridin-2-yl)ethanamine (lanicemine) projects to have good oral bioavailability (>75%) in man, but a higher than acceptable C_{max} when given as an intravenous bolus (relative to its safety profile as a 1-hr infusion). One selection criterion used to evaluate the utility and suitability of a prodrug of (S)-1-phenyl-2-(pyridin-2-yl)ethanamine was the potential for the prodrug to preserve (S)-1-phenyl-2-(pyridin-2-yl)ethanamine's oral / 1-hr iv infusion characteristics (e.g., T_{max} , C_{max} , AUC) while blunting the C_{max} of the active moiety when the prodrug is administered directly into the blood stream thereby attenuating potential misuse (e.g. abuse liability) and / or C_{max} driven safety concerns. As a means of identifying prodrugs with appropriate pharmacokinetic profiles in man, multi-compartmental, physiologically-based pharmacokinetic models (PBPK) were constructed for both (S)-1-phenyl-2-(pyridin-2-yl)ethanamine and each prodrug under consideration. The PBPK models were validated using a set of known prodrugs for which human PK data was available (see Malmberg J & Ploeger BA, J Pharmacol Toxicol Methods (2013) May-Jun 67(3) 203-13, which is incorporated herein by reference). Rate constants used in the model were based on *in vitro* stability studies (i.e. human intestinal fluid, human blood, etc.) conducted with both prodrugs and (S)-1-phenyl-2-(pyridin-2-yl)ethanamine (example values shown in Tables 1 and 2).

[0151] Table 3 shows key pharmacokinetic predictions for Example 5 - one of the DPPIV cleaved prodrugs. As exemplified in Table 3 C_{max} exposure of (S)-1-phenyl-2-(pyridin-2-yl)ethanamine is predicted to increase by >2x when a given oral dose form is crushed and illicitly delivered as a bolus i.v. administration. In contrast, (S)-1-phenyl-2-(pyridin-2-yl)ethanamine released from an oral administered prodrug has a PK profile similar to a 1-hr infusion of (S)-1-phenyl-2-(pyridin-2-yl)ethanamine with no C_{max} doubling when given as a bolus i.v.. Furthermore, because conversion to (S)-1-phenyl-2-(pyridin-2-yl)ethanamine is driven selectively by DPPIV, a DPPIV inhibitor can be used to stop conversion in case of purposeful or inadvertent misuse - an added safety feature embedded within the DPPIV prodrug design.

[0152] In Table 3 Compound 1 is (S)-1-phenyl-2-(pyridin-2-yl)ethanamine. In Table 3 all doses are selected to contain equivalent amounts of Compound 1 [(S)-1-phenyl-2-(pyridin-2-yl)ethanamine free base], i.e. each dose contains the same amount of Compound 1 within it and potentially available for release in the form of free base (S)-1-phenyl-2-(pyridin-2-yl)ethanamine. Thus, modeled C_{max} concentrations of free base Compound 1 may be compared directly across different administrations of (S)-1-phenyl-2-(pyridin-2-yl)ethanamine and prodrug of (S)-1-phenyl-2-(pyridin-2-yl)ethanamine, as shown within Table 3.

Table 3

	Compound 1 (IV 1-h infusion) Model Predictions	Compound 1 (IV-Bolus) Model Predictions	Compound 1 from Prodrug (IV-Bolus) Model Predictions	Compound 1 (Oral) Model Predictions	Compound 1 from Prodrug (Oral) Model Predictions
Dose	100 mg	114 mg	270 mg	114 mg	270 mg
T _{max}	1h	0.11h	0.47h	0.88h	1.1h
C _{max}	825ng/ml	1821ng/ml	825ng/ml	825ng/ml	825ng/ml
AUC	7590	8723	9089	6967	8251

Example 16

[0153] This example illustrates that when doses of prodrug of (S)-1-phenyl-2-(pyridin-2-yl)ethanamine dihydrochloride (Example 5) and (S)-1-phenyl-2-(pyridin-2-yl)ethanamine dihydrochloride were administered to dogs, the risk of seizures, as represented by NOEL and LOEL, was less with the prodrug.

[0154] (S)-1-phenyl-2-(pyridin-2-yl)ethanamine dihydrochloride and vehicle were administered once per day via oral gavage (water). Formulations were prepared twice, once weekly. Dosing formulations were stored and refrigerated (2-8°C) in amber glass containers until required for dosing. A range of concentrations of (S)-1-phenyl-2-(pyridin-2-yl)ethanamine dihydrochloride in vehicle were prepared in order to keep the dose volume for all doses (1 mL/kg). Individual

doses were based on the most recent body weights of dogs used in the study.

[0155] A prodrug of (S)-1-phenyl-2-(pyridin-2-yl)ethanamine as fumarate salt (example 5) and vehicle were administered once per day for 14 days via oral gavage at approximately the same time each day (± 1 hour), (vehicle is 0.3 M gluconic acid pH 3.0). A range of concentrations of prodrug of (S)-1-phenyl-2-(pyridin-2-yl)ethanamine as fumarate salt in vehicle were prepared (for example 3, 10 and 30 mg/mL of prodrug of (S)-1-phenyl-2-(pyridin-2-yl)ethanamine) in order to keep the dose volume for all doses (2 mL/kg). The dosing formulations were warmed to room temperature by stirring for at least 30 minutes prior to dosing and continuously throughout the administration procedure. Individual doses were based on the most recent body weights of dogs used in the study.

[0156] Table 4 Compound 1 is (S)-1-phenyl-2-(pyridin-2-yl)ethanamine. Table 4 illustrates the highest blood levels in which seizures do not occur (No Observed Effect Limit, NOEL), and the lowest blood levels in which seizures occur (Lowest Observed Effect Limit, LOEL), following administration of Compound 1 dihydrochloride and following administration of a fumarate salt prodrug of Compound 1. In each case the highest blood concentration (C_{max}) of free base (S)-1-phenyl-2-(pyridin-2-yl)ethanamine is measured. In the first case, the free base (S)-1-phenyl-2-(pyridin-2-yl)ethanamine is generated directly from Compound 1, administered as the dihydrochloride salt. In the second case, the free base (S)-1-phenyl-2-(pyridin-2-yl)ethanamine is generated via *in vivo* conversion from a prodrug of Compound 1, administered as the fumarate salt. The NOEL for seizures was higher when the prodrug of (S)-1-phenyl-2-(pyridin-2-yl)ethanamine as fumarate salt was administered compared to when (S)-1-phenyl-2-(pyridin-2-yl)ethanamine as dihydrochloride salt was administered.

Table 4

Treatment Administered	NOEL Seizures in dog Compound 1 C _{max} (Dose administered)*	LOEL Seizures in dog Compound 1 C _{max} (Dose administered)*
Compound 1, as di-HCl salt	3-6 uM (10 mg/kg)	6-8 uM (20 mg/kg)
Prodrug of Compound 1, as fumarate salt	10 uM (20 mg/kg)	20-36 uM (60 mg/kg)
* All doses administered (in parentheses) reflect free base concentration.		

Example 17

[0157] This example illustrates that increasing doses of prodrug of (S)-1-phenyl-2-(pyridin-2-yl)ethanamine, Example 5, produces less than proportional increases in the concentration of (S)-1-phenyl-2-(pyridin-2-yl)ethanamine in human intestinal fluid, as illustrated in Figure 1a and Figure 1b. As a consequence, it makes it harder to get high concentrations of (S)-1-phenyl-2-(pyridin-2-yl)ethanamine from administering a prodrug of (S)-1-phenyl-2-(pyridin-2-

yl)ethanamine relative to administering (S)-1-phenyl-2-(pyridin-2-yl)ethanamine directly, which is sought after for drug abuse. Without wishing to be bound by theory, prodrugs of (S)-1-phenyl-2-(pyridin-2-yl)ethanamine, wherein R1 is, are primarily cleaved by DPPIV. There is the potential for endogenous and / or exogenous modulation of DPPIV to impact the conversion of the prodrug to (S)-1-phenyl-2-(pyridin-2-yl)ethanamine.

[0158] Stock solutions of prodrug of (S)-1-phenyl-2-(pyridin-2-yl)ethanamine (0.33, 1, 3 and 6 mmol/L) were prepared by adding a volume (8.25, 25, 75 and 150 μ L) of 20 mmol/L solution of prodrug of (S)-1-phenyl-2-(pyridin-2-yl)ethanamine dissolved in DMSO, to FaSSiF-v2 (491.75, 475, 425 and 350 μ L). Subsequently, 10 μ L of prodrug of (S)-1-phenyl-2-(pyridin-2-yl)ethanamine stock solution was added to supernatant (90 μ L HIF) in a glass vial, mixed for 1 min, and injected on the LC-UV system. The initial concentration in the incubations were 33, 100, 300 and 600 μ mol/L and samples were taken at 5, 20, 35, 65 and 125 min from the start of the incubation. An incubation experiment with (S)-1-phenyl-2-(pyridin-2-yl)ethanamine μ mol/L) was used as the standard sample (one-point-calibration) to determine the formation rate and concentration of (S)-1-phenyl-2-(pyridin-2-yl)ethanamine. Analysis was performed on a photodiode array detector (the analytical wavelength used was 261 nm) coupled to a Waters Acquity UPLC. The column used was a BEH C-18, 1.7 μ m, 2.1 \times 50 mm ID held at 40 °C and using a 0.2 μ m in-line pre-filter. The mobile phases used consisted of A: 0.03% TFA in H₂O (v/v) and B: 0.03% TFA in acetonitrile (v/v). Example gradient: The initial 1% B was ramped to 95% B over 7 min and then kept at 95% B for 0.4 min at a flow rate of 0.6 mL/min. The conversion rate from prodrug to (S)-1-phenyl-2-(pyridin-2-yl)ethanamine was determined by fitting the measured prodrug and (S)-1-phenyl-2-(pyridin-2-yl)ethanamine concentrations versus time.

Example 18

[0159] Consistent with the in vitro observations from Example 17, in vivo studies (Example 18 below) in rats illustrate that C_{max} exposures of (S)-1-phenyl-2-(pyridin-2-yl)ethanamine, as described above, increases less than proportionally upon the transition between therapeutic and supra-therapeutic doses of a prodrug of (S)-1-phenyl-2-(pyridin-2-yl)ethanamine. The results of these in vivo studies are tabulated in Table 5.

[0160] 52 male and 52 female rats were administered either (a) prodrug of (S)-1-phenyl-2-(pyridin-2-yl)ethanamine as a fumarate salt in vehicle (0.3M Gluconic Acid, pH 3.0) or (b) vehicle (0.3M Gluconic Acid, pH 3.0) once per day for 14 days at approximately the same time each day (09:26 +/- 124 minutes). The doses (30, 100, and 300 mg/kg of prodrug of (S)-1-phenyl-2-(pyridin-2-yl)ethanamine) were administered in a dose volume of 10 mL/kg. After 14 days, blood samples were collected 24 hours post-dose from lateral tail vein in restrained animals. Blood samples were collected using 50ul neutral Sarstedt Minivette POCT capillary tubes. The blood was then transferred to pre-chilled tubes containing ice cold sodium citrate, shaken 5-10 times by hand and frozen in dry ice within 10 seconds of collection. Whole blood samples were shipped frozen on dry ice to Covance Laboratories Inc. for analysis. Samples

were analyzed for concentrations of prodrug of (S)-1-phenyl-2-(pyridin-2-yl)ethanamine and (S)-1-phenyl-2-(pyridin-2-yl)ethanamine. All analytical work was conducted by Covance Laboratories, Inc., Madison, Wisconsin using an LC/MS/MS analytical method developed and validated by that laboratory.

[0161] Table 5 illustrates toxicokinetic parameters following administering therapeutic and supra-therapeutic doses of prodrug of (S)-1-phenyl-2-(pyridin-2-yl)ethanamine to rats.

Table 5

Mean Toxicokinetic Parameters for (S)-1-Phenyl-2-(pyridin-2-yl)ethanamine in Rats after Oral Administration of (S)-1-((S)-2-Amino-3-methylbutanoyl)-N-((S)-1-phenyl-2-(pyridin-2-yl)ethyl)pyrrolidine-2-carboxamide fumerate (Example 5) for 14 Days			
(S)-1-Phenyl-2-(pyridin-2-yl)ethanamine - Male (Day 14)			
Dose	30 mg/kg/day (75 μ mol/kg/day)	100 mg/kg/day (250 μ mol/kg/day)	300 mg/kg/day (750 μ mol/kg/day)
C _{max} (nmol/L)	9980 \pm 890	20700 \pm 7660	50700 \pm 18700
AUC _{0-t} (nmol·hr/L)	133000 \pm 11100	305000 \pm 96600	784000 \pm 180000
T _{max} (hours)	3.33 \pm 2.52	3.00 \pm 0	1.54 \pm 1.27
(S)-1-Phenyl-2-(pyridin-2-yl)ethanamine -Female (Day 14)			
Dose	30 mg/kg/day (75 μ mol/kg/day)	100 mg/kg/day (250 μ mol/kg/day)	300 mg/kg/day (750 μ mol/kg/day)
C _{max} (nmol/L)	11900 \pm 1990	32400 \pm 2750	83800 \pm 8810
AUC _{0-t} (nmol·hr/L)	14600 \pm 10000	402000 \pm 14000	1150000 \pm 319000
T _{max} (hours)	3.00 \pm 0	1.67 \pm 1.15	2.67 \pm 2.89

REFERENCES CITED IN THE DESCRIPTION

This list of references cited by the applicant is for the reader's convenience only. It does not form part of the European patent document. Even though great care has been taken in compiling the references, errors or omissions cannot be excluded and the EPO disclaims all liability in this regard.

Patent documents cited in the description

- [WO1993020052A \[0004\]](#)
- [WO2000056324A \[0004\]](#)
- [WO200063175A \[0004\]](#)

- EP0633879A [0017]

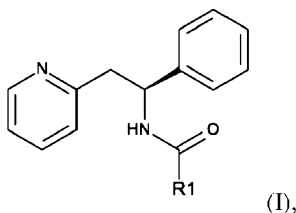
Non-patent literature cited in the description

- **GERARD SANACORA et al.** poster presented Annual Meeting of the American College of Neuropsychopharmacology in Hollywood, 2012, [0004]
- **M. E. AULTON** Pharmaceuticals - The Science of Dosage Form Designs Churchill Livingstone 1988 0000 [0036]
- **MALMBORG JPLOEGER BAJ** Pharmacol Toxicol Methods, 2013, vol. 67, 3203-13 [0145] [0150]

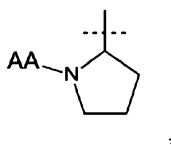
NMDA-ANTAGONIST-PRODRUGS

PATENTKRAV

1. Forbindelse med formelen (I):

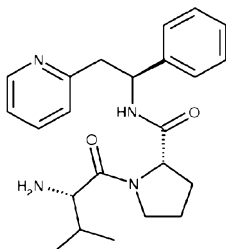


- 5 hvor R¹ er



hvor AA er en over en peptidbinding bundet naturlig aminosyre,
eller et farmaceutisk acceptabelt salt deraf.

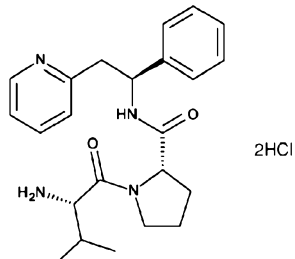
2. Forbindelse ifølge krav 1, hvor forbindelsen er udvalgt fra gruppen bestående af:
- 10 (S)-1-((S)-2-amino-3-methylbutanoyl)-N-((S)-1-phenyl-2-(pyridin-2-yl)ethyl)pyrrolidin-2-carboxamid;
- (S)-1-((S)-2,6-diaminohexanoyl)-N-((S)-1-phenyl-2-(pyridin-2-yl)ethyl)pyrrolidin-2-carboxamid;
- (S)-1-((S)-2-amino-3-(1H-imidazol-4-yl)propanoyl)-N-((S)-1-phenyl-2-(pyridin-2-yl)ethyl)pyrrolidin-2-carboxamid;
- 15 2-((S)-2-((S)-1-((S)-2-amino-3-(4-hydroxyphenyl)propanoyl)pyrrolidin-2-carboxamido)-2-phenylethyl)pyridin;
- 2-((S)-2-((S)-1-((S)-2-amino-3-(1H-indol-3-yl)propanoyl)pyrrolidin-2-carboxamido)-2-phenylethyl)pyridin;
- (S)-1-((S)-2-amino-3-phenylpropanoyl)-N-((S)-1-phenyl-2-(pyridin-2-yl)ethyl)pyrrolidin-2-
- 20 carboxamid og
- (S)-1-((S)-2-amino-4-methylpentanoyl)-N-((S)-1-phenyl-2-(pyridin-2-yl)ethyl)pyrrolidin-2-carboxamid,
- eller et farmaceutisk acceptabelt salt af en hvilken som helst af ovenstående.
3. Forbindelse ifølge krav 1, hvor forbindelsen er (S)-1-((S)-2-amino-3-methylbutanoyl)-N-((S)-1-
- 25 phenyl-2-(pyridin-2-yl)ethyl)pyrrolidin-2-carboxamid:



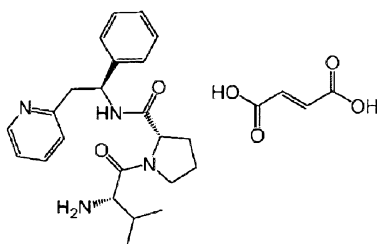
- 2 -

eller et farmaceutisk acceptabelt salt deraf.

4. Forbindelse ifølge krav 2, hvor forbindelsen er (*S*)-1-((*S*)-2-amino-3-methylbutanoyl)-*N*-((*S*)-1-phenyl-2-(pyridin-2-yl)ethyl)pyrrolidin-2-carboxamid-dihydrochloridsalt:



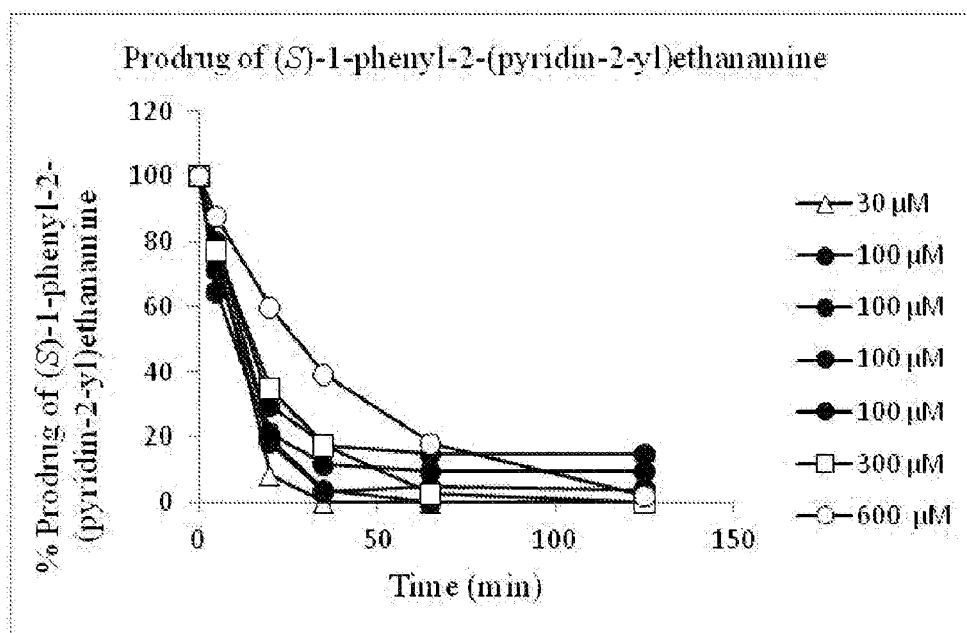
5. Forbindelse ifølge krav 2, hvor forbindelsen er (*S*)-1-((*S*)-2-amino-3-methylbutanoyl)-*N*-((*S*)-1-phenyl-2-(pyridin-2-yl)ethyl)pyrrolidin-2-carboxamid-fumaratsalt:



6. Forbindelse ifølge et hvilket som helst af krav 1 til 5, hvor R^1 kan spaltes med et DPPIV-enzym for at danne form (*S*)-1-phenyl-2-(pyridin-2-yl)ethanamin.
- 10 7. Forbindelse ifølge krav 6, hvor spaltningen af R^1 for at danne (*S*)-1-phenyl-2-(pyridin-2-yl)ethanamin kan moduleres ved anvendelse af en DPPIV-hæmmer.

DRAWINGS

[0001] Figure 1a



[0002] Figure 1b

