



US00D366221S

United States Patent [19] Cadera

[11] Patent Number: Des. 366,221

[45] Date of Patent: **Jan. 16, 1996

[54] **PEAK FLOW METER**
[75] Inventor: **Tom Cadera**, Hoechberg, Germany
[73] Assignee: **Erich Jaeger GmbH**, Hoechberg, Germany
[**] Term: **14 Years**

5,211,180 5/1993 Wright 128/725
5,224,487 7/1993 Bellofatto et al. 128/725
5,339,825 8/1994 McNaughton et al. 128/725

Primary Examiner—Antoine Duval Davis
Attorney, Agent, or Firm—Dorn, McEachran, Jambor & Keating

[21] Appl. No.: **37,512**
[22] Filed: **Apr. 14, 1995**

[57] **CLAIM**
The ornamental design for a peak flow meter, as shown and described.

[30] **Foreign Application Priority Data**
Dec. 16, 1994 [DE] Germany 94 09 856.5
[52] **U.S. Cl.** **D10/96**; D10/78; D24/166
[58] **Field of Search** D10/96, 78; D24/164, D24/166; 73/861.75, 861.76, 861.74, 239; 128/726, 716, 725, 727, 202; 482/13

DESCRIPTION

FIG. 1 is a front elevational view of the peak flow meter showing my new design;
FIG. 2 is a rear elevation view thereof;
FIG. 3 is a top plan view thereof;
FIG. 4 is a bottom plan view thereof;
FIG. 5 is a right elevational view thereof; and,
FIG. 6 is a left elevational view thereof.

[56] **References Cited**
U.S. PATENT DOCUMENTS
D. 344,465 2/1994 Brew et al. D10/96 X

1 Claim, 1 Drawing Sheet

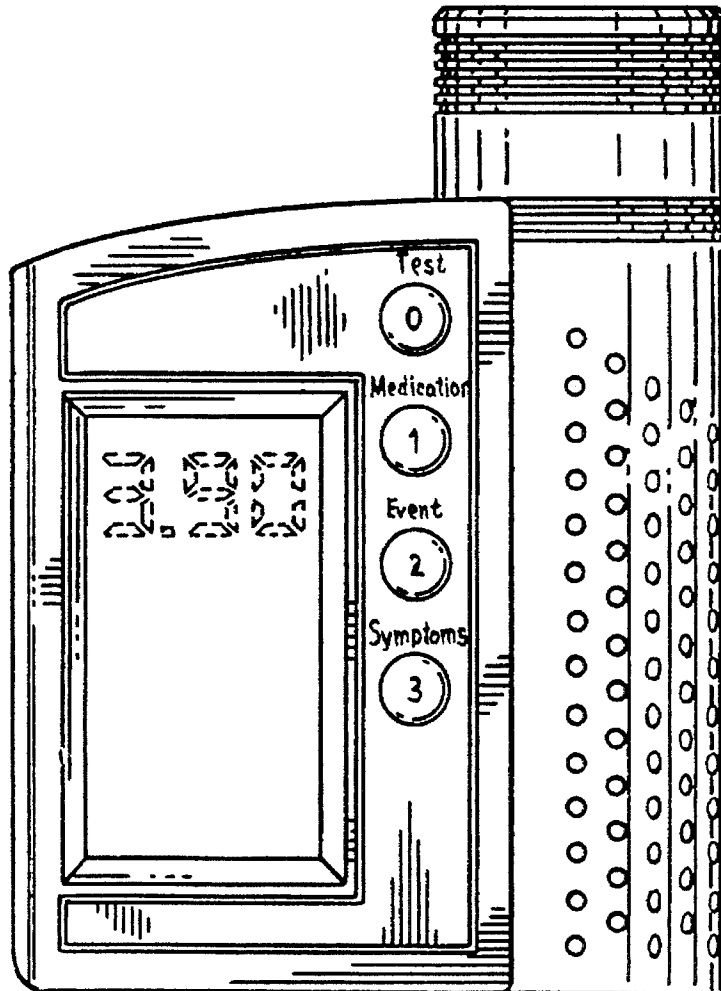


fig. 1.

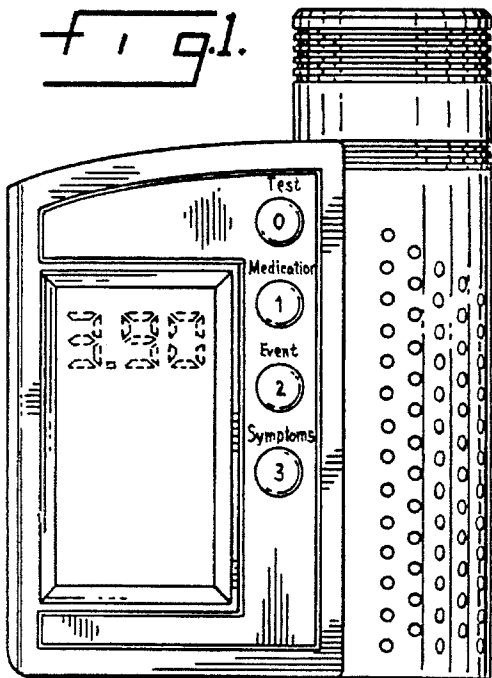


fig. 2.

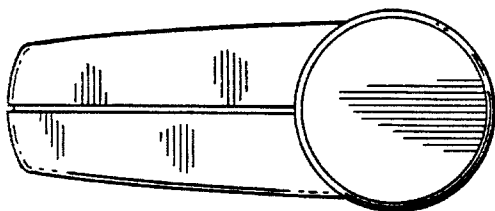
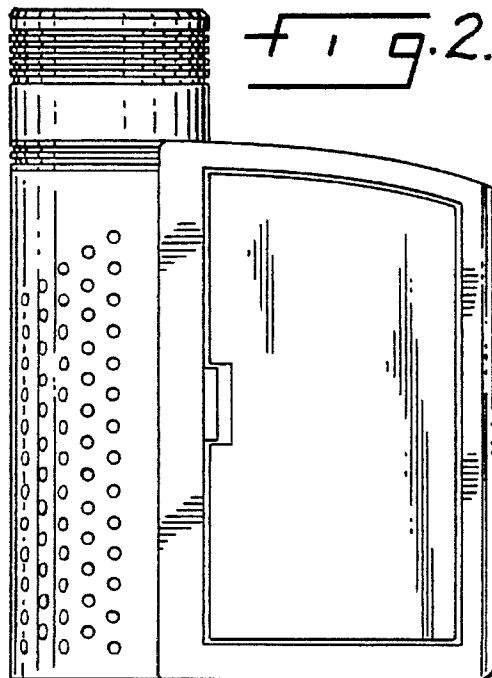


fig. 3.

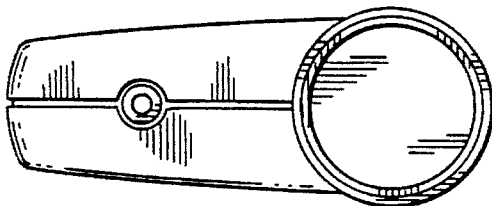


fig. 4.

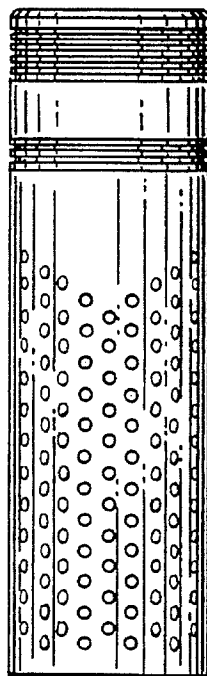


fig. 5.

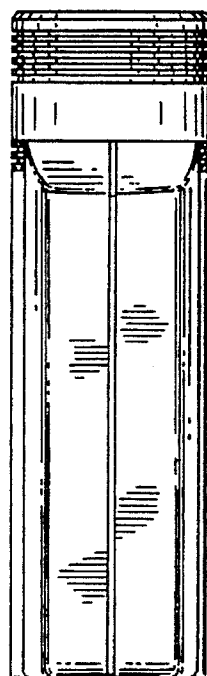


fig. 6.