Nov. 22, 1927. 1,649,921

J. B. PALUCK

HOE

Filed Sept. 17, 1926

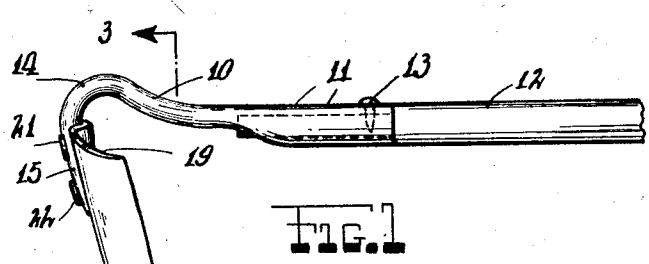

FIG. 1

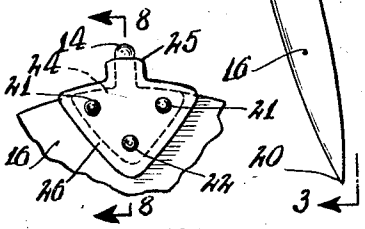

FIG. 7

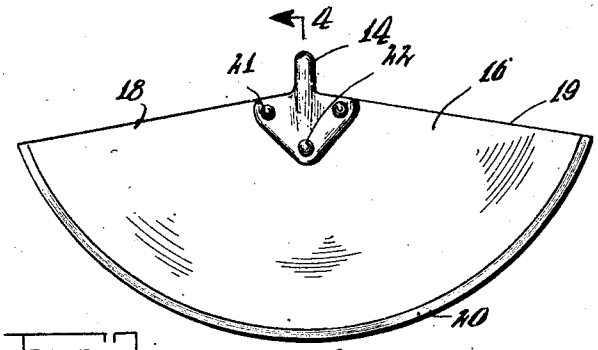

FIG. 2

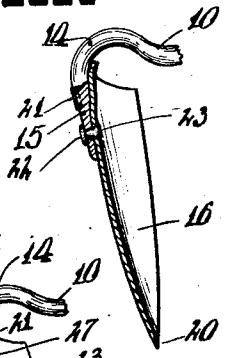

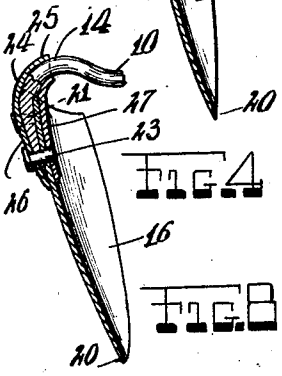

FIG. 4

FIG. 8

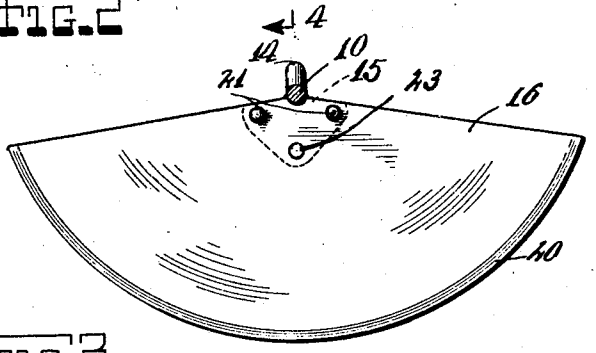

FIG. 3



FIG. 5

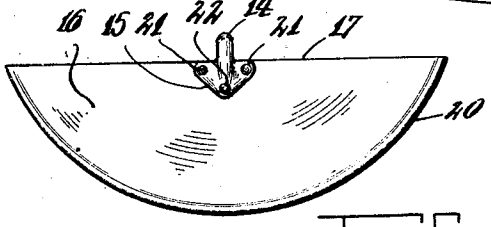

FIG. 6

INVENTOR
John B. Paluck
BY
ATTORNEY

Patented Nov. 22, 1927. 1,649,921

UNITED STATES PATENT OFFICE.

JOHN B. PALUCK, OF BELFIELD, NORTH DAKOTA.

HOE.

Application filed September 17, 1926. Serial No. 136,012.

The invention relates generally to garden implements and the like, the invention having more particular reference to a novel type of hoe.

The invention has for an object the provision of an improved hoe of simple construction and novel arrangement of parts.

A further object of the invention is the provision of an improved reinforcement for the said hoe, which will not interfere with the manipulation and usefulness of the device.

For further comprehension of the invention, and of the objects and advantages thereof, reference will be had to the following description and accompanying drawings, and to the appended claims in which the various novel features of the invention are more particularly set forth.

Fig. 1 of the drawings is a side elevational view of my improved hoe.

Fig. 2 is a front elevational view thereof.

Fig. 3 is a vertical sectional view, taken on the line 3—3 of Fig. 1.

Fig. 4 is a vertical central sectional view taken on the line 4—4 of Fig. 2.

Fig. 5 is a fragmentary top elevational view thereof.

Fig. 6 is a front elevational view, illustrating another form of my improved hoe.

Fig. 7 is a fragmentary front elevational view thereof, illustrating in particular the reinforcement member.

Fig. 8 is a vertical central sectional view taken on the line 8—8 of Fig. 7.

As here embodied my improved hoe comprises an attaching member 10 consisting of a socket element 11, or sleeve, adapted to receive the handle 12, which is secured thereto by a screw 13, rivet or other securing element engaged there-through. The attaching member 10 is provided with a bent or hook shaped element 14, and has its extended element 15, formed or bent at a relative right angle to the socket element 11. The extended element 15 of the said attaching member is flattened or suitably enlarged, preferably rectangularly shaped, and is formed to coincide with the blade member 16, at the central upper portion or edge of the said blade member. The central upper portion of the blade member 16 is suitably formed or bent so as to receive the flat portion of the said extended extremity 15, located directly above the said enlarged portion thereof. The blade member 16, may be segmentally shaped, having its upper edge 17 in one continuous line or plane, or may have its upper edge, angularly displaced, so as to provide separate upper edges 18 and 19, converging from the central portion thereof.

It being understood that the said blade member 16 is provided with the usual cutting edge 20, as a means of increasing the usefulness of the said device, when hoeing hard ground, roots, foreign substance or the like.

The blade member 16 is attached, at its upper central portion, as at 21, by rivets, or the like, to the extended element 15 of the attaching member 10. The rivet, designated by the reference number 22, having its head 23, adjacent to the blade member 16, countersunk or formed flush, as at 23, with the said blade member.

Referring in particular to the reinforcing member as embodied with my improved hoe, as a means of reinforcing the said attaching of the blade member 16 to the attaching member 10. The reinforcing member 24, is provided with a sleeve element 25, adapted to engage over that portion of the attaching member 10 directly above the said enlarged extremity thereof, and is preferably shrunk thereon, welded or similarly attached thereto. The reinforcing member 24 is provided with a front extended element 26, and a rear extended element 27, adapted, respectively, to cover the extended element 15 of the attaching member 10, and that portion of the blade member 16, directly in back of or at the rear of the extended element 15.

It being understood that the said extended elements 26 and 27, are formed or bent so as to coincide with the parts adjacent thereto, and covered therewith, and that the above mentioned rivets are employed to attach the said reinforcing member, the said rivets being of suitable length to extend through the said reinforcing member.

Having thus described my invention, what I claim as new and desire to protect by Letters Patent of the United States is as follows:

1. Means for connecting a handle to the blade of a hoe comprising a substantially angular member having a socket at one extremity, a plate on the other extremity of said angular member adapted to be secured to said blade, a reinforcing member mounted on said blade comprising a plate superim-

posed on the plate of said angular member, and a tubular collar formed integral with said superimposed plate and disposed around said angular member adjacent the plate thereof.

2. A hoe comprising a handle attaching member having a socket at its rear extremity, said handle attaching member being disposed at its forward portion substantially at right angles to said socket, extensions on the forward portion of said attaching member formed to conform with the curvature of the forward face of the blade of said hoe and attached thereto, a reinforcing member comprising a plate adapted to be disposed in superimposed relation over said extensions, a plate adapted to be positioned adjacent the rear face of the blade of said hoe, a tubular member disposed around said attaching member intermediate its extremities, said tubular member being mounted on the upper edges of said plates, and rivets disposed through registering opening in said plates, blade and extensions.

In testimony whereof I have affixed my signature.

JOHN B. PALUCK.