



US00D837869S

(12) **United States Design Patent**
Chen

(10) **Patent No.:** **US D837,869 S**

(45) **Date of Patent:** **** Jan. 8, 2019**

(54) **GLASSES**

(71) Applicant: **Lin Yun Chen**, Tainan (TW)

(72) Inventor: **Lin Yun Chen**, Tainan (TW)

(**) Term: **15 Years**

(21) Appl. No.: **29/589,066**

(22) Filed: **Dec. 27, 2016**

(51) **LOC (11) Cl.** **16-06**

(52) **U.S. Cl.**
USPC **D16/311; D16/326**

(58) **Field of Classification Search**
USPC D16/100-101, 300-342; D29/107, 110
CPC G02C 1/02; G02C 1/04; G02C 5/12
See application file for complete search history.

(56) **References Cited**

U.S. PATENT DOCUMENTS

D172,534 S *	7/1954	Bloch	D16/326
D422,298 S *	4/2000	Jannard	D16/319
D464,669 S *	10/2002	Thixton	D16/326
D470,166 S *	2/2003	Yee	D16/326
D473,583 S *	4/2003	Thixton	D16/326
D477,623 S *	7/2003	Thixton	D16/326
D478,113 S *	8/2003	Kuo	D16/306
D539,832 S *	4/2007	Chuang	D16/319
D539,833 S *	4/2007	Chuang	D16/321
7,210,776 B2 *	5/2007	Jannard	G02C 5/00 351/41
D544,021 S *	6/2007	Chen	D16/330
D545,872 S *	7/2007	Yee	D16/326
D555,705 S *	11/2007	Chuang	D16/326
D566,747 S *	4/2008	Yang	D16/326
D609,737 S *	2/2010	Jannard	D16/326

D615,580 S *	5/2010	Baden	D16/309
D622,304 S *	8/2010	Baden	D16/326
D632,721 S *	2/2011	Chou	D16/326
D636,010 S *	4/2011	Moritz	D16/326
D640,727 S *	6/2011	Moritz	D16/326
D646,708 S *	10/2011	Moritz	D16/326
D664,590 S *	7/2012	Shin	D16/326
D675,247 S *	1/2013	Yang	D16/309
D676,896 S *	2/2013	Chen	D16/309
D697,548 S *	1/2014	Earley	D16/326
D706,861 S *	6/2014	Hou	D16/326
9,188,792 B2 *	11/2015	Calilung	G02C 5/10
D775,266 S *	12/2016	Chen	D16/326
D775,267 S *	12/2016	Chen	D16/326
D797,182 S *	9/2017	Garfias	D16/326

* cited by examiner

Primary Examiner — Cathron C Brooks

Assistant Examiner — Sharon S Oum

(74) *Attorney, Agent, or Firm* — Bruce Stone LLP;
Joseph Bruce

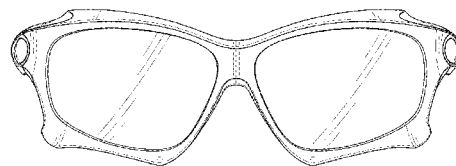

(57) **CLAIM**

The ornamental design for glasses, as shown and described.

DESCRIPTION

FIG. 1 is a view in perspective from the front left side of glasses showing my new design;
FIG. 2 is a front view thereof;
FIG. 3 is a rear view thereof;
FIG. 4 is a right side view thereof;
FIG. 5 is a left side view thereof;
FIG. 6 is a top view thereof; and,
FIG. 7 is a bottom view thereof.

1 Claim, 7 Drawing Sheets



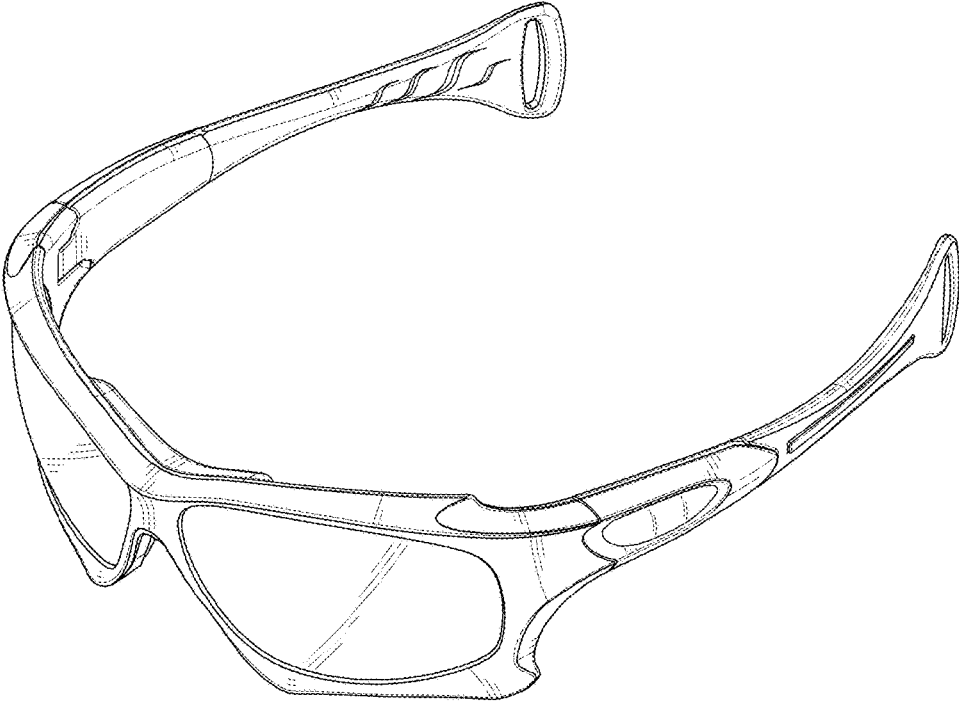


FIG.1

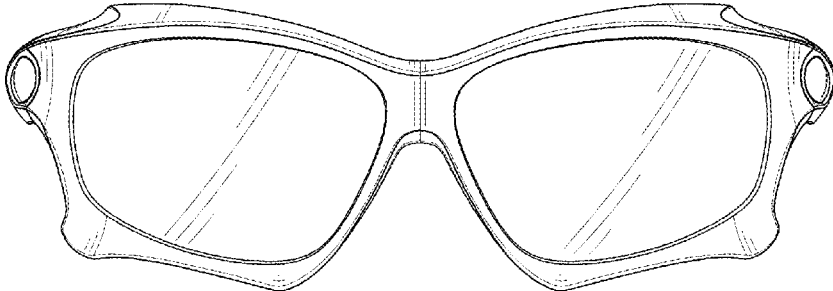


FIG.2

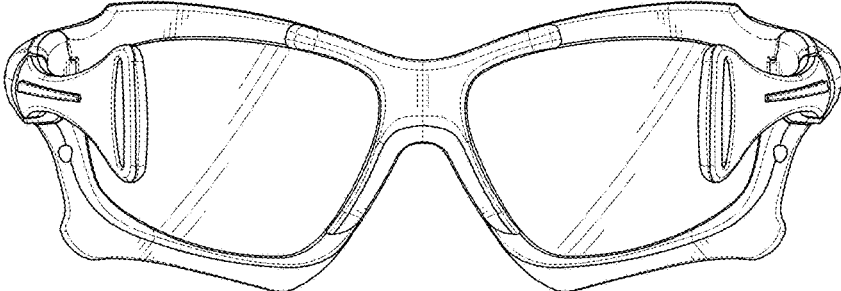


FIG.3

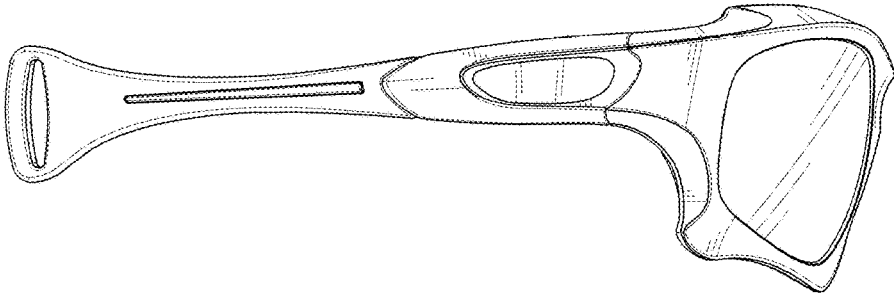


FIG.4

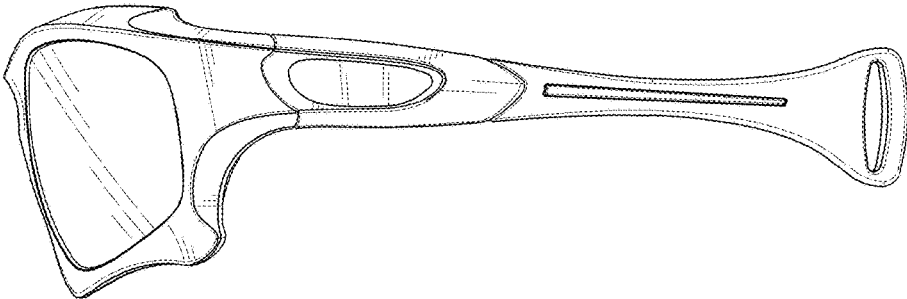


FIG.5

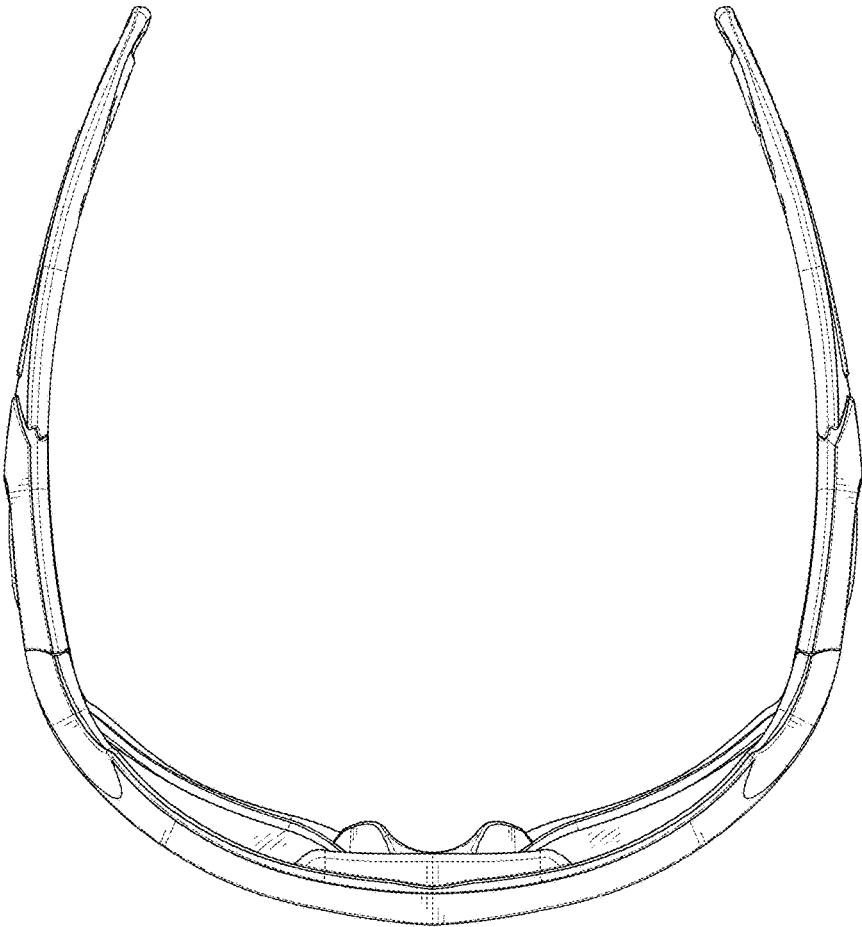


FIG.6

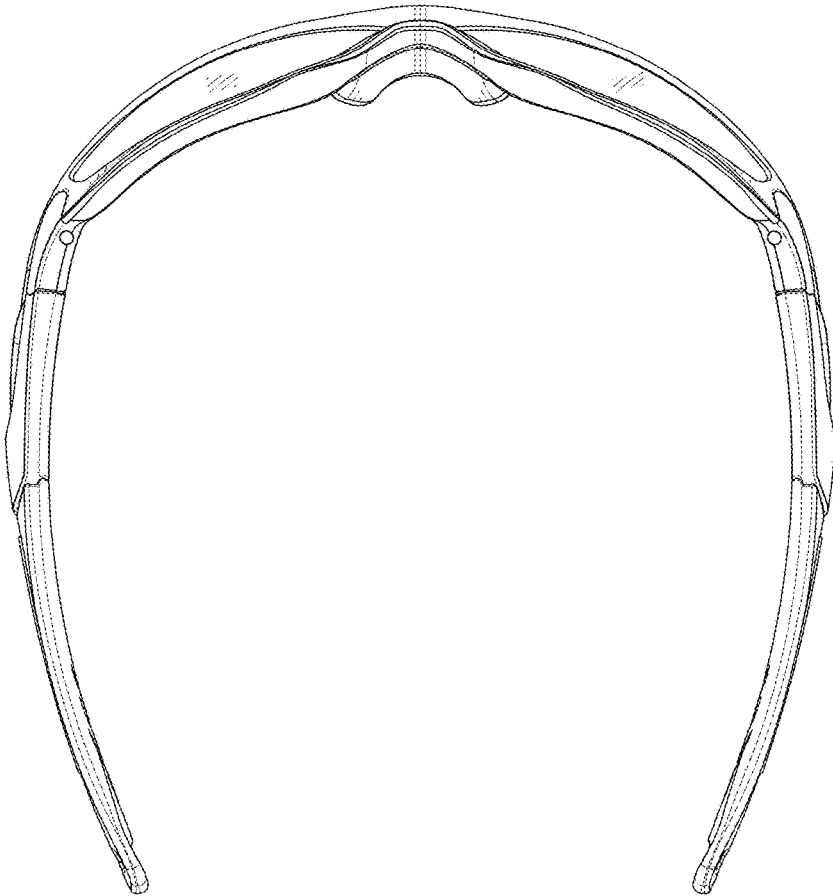


FIG.7